SCRAPBOOK — MISCELLANEOUS ITEMS. (PART 1)

1. PROOFS
2. SPECIMENS
3. SILVER JUBILEES

SCRAPBOOK

VOL 12

PART I

British and British Commonwealth Essays and Proofs

Their Character and Provenance

By Marcus Samuel

This article was written primarily to assist collectors and dealers from falling into traps which might lead to their being charged with receiving stolen property.

Written with care, it does not pretend to be all-embracing and it is, in some respects, provocative. Both the writer and the editor would welcome criticism, constructive or otherwise.

The assistance of Robson Lowe in loaning illustrations for this article is gratefully acknowledged.



A Barbados 3d. essay plate proof.

A NOTICE to dealers entitled " Stolen Stamp Property—Philatelic Squad Advice ", issued a month or so ago by the Councils of the British Philatelic Association and the Philatelic Traders' Society, concerned philatelic material which, recently, has become the subject of police enquiries, and the consequences which may arise from its sale and possession. Particular reference is made to " Printers' Waste " and to other material which is known to have been stolen from security printers. Regarding the latter, it is stated that any persons having such material in their possession may be committing an offence if it is *obvious by its physical characteristics* that the material was stolen.

As examples of the latter, Great Britain stamps in *tête-bêche* sheet form (announcements of the theft of which have already been published) are given. It is also stated that it would now be impracticable, if not impossible, to prove that much material which has come onto the market in the distant past, though suspect, was indeed stolen. Reference is made to the looting of the De La Rue archives after the bombing of Bunhill Row during the " Blitz ", the first time I have seen this rumour put into print.

Thus, proof material is particularly suspect and I am attempting to provide some guidance as to what proofs, or classes of proofs, may safely be handled by dealers and possessed by collectors. Before doing so it is desirable to define the types of proof material which appear in the course of stamp production by various printing processes. These may vary in character according to the process used. It is unfortunate that the terms used by engravers and printers sometimes differ from those normally used by philatelists in this country. The latter terms are used in this article: they are as follows.

Essay

A drawing, engraving or photograph of a stamp design or of part of it, or a combination of two or all three of them, which has generally been prepared in conformity with instructions given by the authority requesting its preparation. When, unquestionably, it may be identified with a stamp or series of stamps which has subsequently been issued, though possibly differing in dimensions or in minor details, it is known as the "Accepted Design " for that stamp or series of stamps. Such designs may be inscribed "Approved ", dated and initialled by the official to whom they were submitted. The rejected designs remain essays except in a few instances where a design has been officially approved, dies and plates prepared and printings taken from them, but a decision then taken not to place the stamps on sale: in such cases they are known as " Unissued Stamps ".

Proof

Any impression taken from any die, plate, printing stone or cylinder which has been used in any state of production of a stamp or series of stamps which has been made available to the public for the prepayment of postage, other than the stamps themselves. Proofs are most readily pulled in black and they then show the design to the best possible advantage; also, there is little danger of their confusion with issued stamps. The employment of perforation is seldom required. There are many different types of proof but, primarily, they may be classed according to the stage of production at which they are made.





Examples of imperforate De La Rue plate proofs, sometimes incorrectly described as imprimaturs.

Original Proofs. Proofs made before the commencement of production of the stamps. These may include " Progressive Proofs " taken by the engraver from a die to check various stages in its production and proofs from a completed die, plate or cylinder to check its perfection and, possibly, for submission for approval. The British " Imprimatur Sheets " are in the latter category.

(*Continued on page* 517)



De La Rue progressive die proofs (cut down)

...ese stamps have been taken from the first printings, before their issue, and during the period 1884–1948 they were overprinted or later perforated "SPECIMEN" to prevent defrauding of the revenue by their postal use in the event of their being returned to their country of origin. These "specimens" include some unissued stamps.

"SPECIMEN" and "CANCELLED" overprints on British stamps before 1914 were mostly applied at Somerset House by order of the Board of Inland Revenue: on British colonial stamps they were mostly applied by the printers. Others are known to have been hand-stamped in the colonies in which they were current when required for local distribution or presentation. Care should be taken to purchase such items only from reliable sources and, in general, abnormal overprints made from rubber hand-stamps should be regarded with suspicion.

Most of the British colonial "Specimen" stamps now on the market were "liberated" by postmasters of non-British territories after the stamps had become obsolete and were no longer required for reference.

(*To be continued*)

British & Commonwealth Essays & Proofs

Their Character and Provenance

By Marcus Samuel



A Perkins Bacon die Proof.

(*Continued from page* 519, *May* 11*th*)

The Sources of Essays and Proofs now on the Stamp Market

Once a proof has served the purpose for which it was made it is of no value to the printers except as a record of their work. Many were destroyed as scrap but those kept for their records were carefully preserved in order that there could be no danger of the defrauding of the revenue by their use for the prepayment of postage. Items supplied to the authorities responsible for ordering and issuing the stamps were also generally kept under strict control. From time to time, however, proofs were presented to Royalty, to other V.I.Ps. and to members of Stamp Advisory Committees.

In the early days, little interest was taken in such items by collectors, the emphasis being mainly on the filling of albums with the stamps themselves. With the development of philately their historical interest, and the superb clarity of printing of many of them, began to be appreciated and they now feature prominently in most specialised collections and command very high prices. How did they get on the market in the first place? The largely-discreditable events will be described in chronological order.

The mutilation of the British Imprimatur Sheets

In conformity with a procedure for revenue stamps dating from 1710, when a plate for printing postage stamps had been completed a sheet printed from it in the colour and on the paper to be used for the issued stamp, but imperforate, was sent to Somerset House, the Board of Stamps and Taxes (later the Board of Inland Revenue) being responsible for the production and supply of stamps to the Post Office until 1915. After it had been approved by a Commissioner, or by the Secretary of the Stamp Office, by endorsement (the " Imprimatur "), the sheet was preserved in order that suspected forgeries could be compared with the genuine stamps.

The first instance of the removal of stamps from an imprimatur sheet was in 1882 when 20 stamps were cut from the sheet of the 1d. black Plate A with " V R " in the upper corners which was registered on May 9th, 1840. These stamps were sent to the Controller of Stamps for specimen purposes and it is recorded that one of them was supplied to Charles Eden, the Personal Secretary to the Secretary of the G.P.O. " *to complete his specimen book of postage stamps to which he often has to refer* ".

In 1883 a complete row of 12 stamps was cut from each of the imprimatur sheets then at Somerset House. Their removal was authorised by a warrant which reads as follows:

" *It is the practice to supply the Post Office from the Postage Stamp Branch with specimens of any stamps for Foreign Governments, etc., but such stamps are always taken from sheets which have passed under the purview of the Secretary, each stamp of which has the word 'Specimen' printed on it. The Board will see that the Canadian Government object to this . . .*

" *I submit, therefore, the Board authorise me to supply two uncancelled stamps at each of the following rates (½d. to £5) and the same number of uncancelled cards, envelopes and wrappers. The Canadian Government also asks for specimens of stamps taken from the old issues no longer extant. These can only be obtained by being cut off from the Board's registration sheets and as these sheets are no longer required for the purposes of evidence, I suggest that a row* (12 *stamps*) *be cut off from each sheet and handed to me for specimen purposes.*"

There can be no doubt that some of these specimen sets of imprimaturs, particularly those comprising corner copies showing plate numbers, found their way into collections formed by officials of the Inland Revenue.

In 1886, a further six copies were removed from each of the imprimatur sheets, presumably for " specimen purposes ". One set was supplied to Pearson Hill who, in requesting them stated " *I find that the Department has prepared books containing specimens of all postage stamps issued since January* 1840 ". In 1889, Pearson Hill made application for sets of telegraph and receipt stamps " *as included in the twelve sets which have already been given to other people* ". In acceding to this request the Secretary of the Inland Revenue made the following observations:

" *I am directed, however, to take this opportunity of observing that in view of the fact that obsolete postage and revenue stamps have a recognised market value, and that the attention of the Board has, since you called upon me, been drawn to advertisements for sales of valuable specimen stamps, the Board, as custodians of the registered sheets, have only felt justified in complying with your request as the son and representative of Sir Rowland Hill. But it must be clearly understood that the valuable sets of stamps furnished to you are purely for exhibition purposes and must on no account pass out of your possession. Should the stamps at any time no longer be required to be retained in the family as objects of interest, it should be arranged that they should be returned to this Department to be replaced in the specimen books from which they were detached.*"

In general, from 21 to 25 stamps have now been removed from the imprimatur sheets, these including a set presented to the Duke of York for his collection in 1893, and another

(*Continued on page* 581)

comprising plate number copies in 1914, after he had become King George V.

There is no suggestion that any of these imprimaturs were stolen from the archives, their removal having been properly authorised by warrants, but there is no doubt that several complete collections made their appearance on the market and were acquired by philatelists. Since then, their ownership has never been questioned.

" Before and After the Stamp Committee "

In 1890, the Inland Revenue prepared a number of albums, titled as above, for presentation to the members of the Stamp Committee reponsible for the selection of the designs for the 1887 " Jubilee " issue of Great Britain and to other officials on the occasion of the celebration of the Uniform Penny Postage Jubilee in that year.

These albums were to contain sets of the " Jubilee " issue, of the 1884 unified issue to 1s. and of the surface-printed values to 1s. which were available for postage immediately before 1884. Because most of the latter were no longer in stock, stamps were removed from the imprimatur sheets of issued values from ½d. green to 1s. grey and perforated on a line machine before being stuck down in these albums. However, for some unknown reason, the 9d. stamps were taken from the imprimatur sheet of plate 5, a stamp which was never issued, and the 1s. stamps were taken from the imprimatur sheet of plate 14 in purple, another unissued stamp.

In the case of the 9d., plate 5, the entire K, L, M and N rows were removed from the imprimatur sheet and line-perforated but 12 were later replaced, leaving a balance of 36 which were, presumably, used to complete presentation albums, very few of which survive intact. All genuine, perforated copies of this stamp come from the K, L, M or N rows of this one sheet and, as they were never issued to the public they must have the status of proofs. However, because they have long been listed in catalogues they realise higher prices than the imperforate imprimaturs of the same stamp, of which only 23 were removed from the same sheet! I have seen an imperforate imprimatur of this stamp which has been ruined by the faking of perforations to try to make it pass as the more expensive perforated stamp. One should be on the watch for similarly-faked perforations on imprimaturs of the valuable high value stamps of Great Britain.

Removal of material from Somerset House

During the last two decades of the 19th century, a group of very prominent philatelists became friendly with officers of the Inland Revenue and were permitted to inspect the archives at Somerset House and to publish the information they had obtained. While this was of great benefit to philately the removal of material from the archives is difficult to justify. The type of material removed included 1839 Treasury Competition Essays, essays and proofs of the first British postage stamps, 1840 " Rainbow Trials " for the 1841 1d. and 2d. stamps with trial cancellations and chemically treated sheets; also, later De La Rue essays and colour schemes, particularly for the 1884–87 issues. Most of these found their way into the collections of a few prominent philatelists including that of the Duke of York who was, to say the least, privileged! Some of this material was undoubtedly the property of the official who parted with it; some could not have been. Some of it was presented to philatelists; some may not have been.

Amongst the material which made its appearance around this time were a number of proofs cut from the imprimatur sheets of old British revenue stamps which had not been well preserved. I have seen the sheets from which they were cut. They were of no practical value but their mutilation has, in many cases, destroyed historical records.

Some officers of the Inland Revenue and of the Post Office were permitted to keep their own specimen books of postage and revenue stamps. Some of these books containing stamps overprinted " SPECIMEN " appeared on the market after the stamps in them had become obsolete, as did stamps overprinted " CANCELLED " which came from records of another type. As late as 1931, a large accumulation of " specimen " stamps of Great Britain, many in large blocks, was sold by auction. The ownership of none of this material has been brought into question.

This sorry chapter came to an end in 1903 when a prominent philatelist was sentenced to six months imprisonment for stealing and receiving stamps, as was the clerk in the Postal Department at Somerset House whom he had induced to supply him with mint stamps with " OFFICIAL " overprints (not then available for purchase by the public) for which pieces of stamps of similar denominations or stamps with " SPECIMEN " overprints, were substituted in order that the stocks should remain balanced. It was stated in court that the suggestion that certain high officials had taken stamps for private collections did not justify the clerk in having purloined a considerable number of stamps for the purpose of making money out of them. After this the portals of Somerset House and of St. Martins-le-Grand remained firmly closed to philatelists for the next 50 years!

The sale of the Perkins, Bacon Archives

At the end of 1935, the original firm of Perkins, Bacon & Co., the producers of the Penny Black and of many beautiful colonial stamps, went out of business. Although the security of the firm was regarded as suspect by Penrose Julyan, the Agent General for the Crown Colonies, whose wrath was aroused after they had supplied examples of the stamps in stock in 1861 to Rowland Hill and members of his family, after taking the precaution of hand-stamping them with a " CANCELLED " obliterator, there is little evidence of proof material having been put on the market by the firm, apart from the reprints made for philatelists during the period 1902–29.

After the firm closed down much of the material which had been acquired by three well-known dealers was presented to the Royal Philatelic Society, London, and from it was produced " *Perkins Bacon Records* ", written by Percy de Worms and published by the Society. Many beautiful line-engraved proofs came on the market and their ownership has never been questioned.

Die proofs are normally in black on India paper, on India paper stuck down on card or printed directly on card. They are seldom annotated or dated.

Plate proofs are normally in black on wove paper, generally with the paper discoloured to some extent by age. Colour trials are seldom found but there are large numbers of reprinted proofs, made during the period 1902–29. The latter were generally made from plates struck from rollers remaining in the firm's possession after they had handed over their colonial stamp dies and plates to De La Rue & Co. in 1862. Many of them are printed in vivid colours, some have parts of their design left blank or filled in with ornaments, and they generally have a very fresh appearance. A set was presented by the printers to the Royal Philatelic Society, London, " *with a view to prevent such or similar impressions being regarded by collectors as genuine die proofs* ". Beware these wretched things—though beautiful they are of little philatelic value!

(*To be continued*)

British and British Commonwealth Essays and Proofs

Their Character and Provenance

By Marcus Samuel

(*Continued from page* 581, *May* 18*th*)

The alleged " Looting " of the De La Rue Archives

On December 29th, 1940, the Bunhill Row works of De La Rue & Co. were destroyed by incendiary bombs and some of their priceless records were damaged or destroyed. However, according to an official of the company, so rapidly were security officers of the company on the scene after the bombing that they consider it improbable that looting on any appreciable scale could then have taken place. I have heard this story repeated for many years, never with any supporting evidence, and it is not impossible that it was invented to cover a leakage from an entirely different source. There is no doubt that a very large number of De La Rue proofs, in some cases considerably duplicated, appeared on the market at about this time and that because their origin cannot be established they may, with certain exceptions, now be held or sold without danger of prosecution.

Even before this incident, there had been a number of De La Rue proofs, generally of the Victorian issues, on the market and in collections. Some of these may well have come from collections formed by officials of the Inland Revenue or of the Post Office but it is known that some directors and senior executives of firms of security printers also had reference collections which were sometimes regarded as their own property.

It must again be emphasised that proofs and specimen stamps not acceptable for postal use were virtually scrap paper—except in the eyes of philatelists. Other sources over which this country had little control were the colonial postal authorities to whom proofs and colour schemes were sent by the printers or by the Crown Agents. To appreciate the nature of De La Rue proofs it will be best to consider several different periods.

Period 1: circa 1860–70. Most of the colonial printing contracts were transferred from Perkins, Bacon & Co. to De La Rue & Co. in 1862, largely in consequence of their claim that it was far more difficult to remove a cancellation from a surface-printed stamp than from one which had been line-engraved. Apart from the Queen's head the designs were conventionally dull and in most instances a different frame was used for each denomination of a series. De La Rue die proofs of this period are generally impressed in black on glazed card which shows the design to the best advantage. They are frequently dated, marked with their state and initialled when they have been approved. Some die proofs in colour were made for showing at exhibitions.

Plate proofs are more frequently found in the issued colours than in black and many of the imperforate stamps



De La Rue key-plate proofs with name and value filled in by hand.

which have long been listed and highly priced in catalogues are, in fact, proofs which never got anywhere near a post office counter. Often wrongly described as " imprimaturs ", these imperforate stamps were mostly cut from printers' reference sheets. Some of them, particularly when overprinted " SPECIMEN ", were used as samples of the printer's work. There are many colour trials but, mercifully, few reprints.

Period 2: circa 1870–1920. The " key-plate " system was an ingenious method of permitting one frame incorporating an engraving of the head, the most expensive part to engrave) to be used for the stamps of a number of different denominations of a series and, eventually, for the stamps of many different colonies. From a " key " die, with tablets left blank, a key-plate was constructed and from " duty " dies for a number of different denominations duty plates were prepared, permitting the printing in two operations of any number of different stamps, in two colours if required.

The first employment of the system was for the 1870 St. Christopher 1d. and 6d. stamps. In 1879 the General Colonial Key-plate I, first used for Antigua and Nevis 2½d. and 4d. stamps, made its appearance. In 1890, with the production of Victoria Key-plates II and III, two-colour printing for a large number of different colonies started in earnest. Nearly all the colonial King Edward VII and King George V stamps were printed by this method and its use was continued for some colonies throughout the reign of King George VI and into the reign of Queen Elizabeth II (Leeward Islands). The advantage of economy to the

(*Continued on page* 627)





Above: Artist's drawings for key and duty plates of the 1881 Cyprus. Right: A cut-down die proof of the Gold Coast key and duty (name and denomination) plates.



De La Rue master die proof of Malta 1885 for the 2d., 4d. and 1s. values (top) and die proofs of the 1d. and 2½d. values (bottom).



Top: A "Specimen" of the un-issued 1920 Jamaica 6d. stamp, as sent to the U.P.U. Bottom: De La Rue printer's sample often mis-described as a colour trial.

British and Comm. Proofs and Essays (*cont. from page* 625)

colonial authorities was offset by the monotony of the designs and the lack of collectable varieties for philatelists due to the extremely high quality of production.

" Master " die proofs of the design for a series of different denominations for the stamps of a particular issue of one colony and " key " die proofs of a general colonial type have the tablets for the denomination and also, in the second instance, the name of the colony left blank, in white when completed. Uncompleted progressive proofs may sometimes be found and when the tablets or borders are still impressed in black the die proofs are termed " uncleared ". Die proofs of the Queen Victoria, King Edward VII and King George V key-plate types are rare because, the same design being used for many different colonies, it was not necessary to check the die after a key-plate had been constructed unless moulds had been made from it as replacements or for the construction of another key-plate. The duty, or name and duty, die proofs, are really of equal rarity but rather dull. All these proofs were normally pulled in black on glazed card, dated and marked with the state of the die " BEFORE HARDENING ", " AFTER HARDENING ", " BEFORE STRIKING " (moulds) or " AFTER STRIKING ". The only proofs from dies of this type later than the King George V master die II (1922) that I have seen in private hands have been fakes and *the greatest care should be exercised if any appear later on the market.*

Plate proofs mostly take the form of colour trials, imperforate or perforated, proofs from Victorian key-plates II and III with the name of the colony and denomination of value inserted by an artist or, less frequently, inscribed " IMPERIUM " also being used for colour schemes. Again, rarity increases for King George V items and anything later than 1922 may be regarded as suspect. In particular, extreme care should be taken with *items on paper watermarked Multiple Crown CA or Script CA* which should only be in the possession of the Crown Agents or of the printers. Their offer for sale is likely to be queried and particulars of their provenance sought.

Period 3: circa 1920–60. Although there had been a break away from the general colonial key-plate and a number of issues had been produced from what may be termed semi-pictorial key-plate designs, and although other firms of printers had produced sets of line-engraved pictorials (the hall-mark of which is that each denomination of the series has a different design), it was not until the 1920's that De La Rue & Co. followed suit to a large extent. One of the first such issues was the handsome pictorial set issued by Jamaica in 1920.

Die proofs of engraved pictorials of this period may be found in black or in colour, generally on thin wove paper, the glazed card used for surface-printed proofs being unsuitable for the process. Both die proofs and plate proofs are uncommon but another type of proof makes a rather unwelcome appearance.

As previously stated, it had long been the practice for firms of security printers to use proofs as samples of their work. All the major firms employed this practice and, in particular, Waterlow & Sons Ltd. produced proofs of a very large number of stamps of different territories, mostly overprinted with their name and the word " SPECIMEN " and sometimes, additionally, punched with a small hole as an additional measure of security. Many of these were stuck down in books carried to foreign parts by their travellers.

In the 1920's De La Rue & Co. produced a considerable number of proofs of their pictorial designs for the same purpose, printed in colours not used for the issued stamps (how frequently they look better!) and, generally, overprinted " SPECIMEN ". These are still being described, sold and written-up in collections as " colour trials ". This is entirely incorrect, their status being that of reprints used as printers' samples. Even when produced from plates used for the issued stamps, they are of little philatelic value but they are undeniably pretty.

Except for the printers' samples, proof material of any stamps dating after 1922 should be treated with caution, particularly line-engraved die proofs, though here we come upon another source from which some of them have legitimately come on the market. In some instances, senior engravers have been permitted by the firms for which they work to retain proofs from dies upon which they have worked for reference purposes for subsequent engravings, and it has been accepted that these are their own property. As an example, the ownership of proofs from a large number of dies engraved by the late J. A. C. Harrison, a collection of which was presented to the Brtiish Museum by his son, has never been questioned. Unfortunately, similar claims to ownership have been made by others not so entitled. Even

(*Continued on page* 631)



Bradbury, Wilkinson (left) and De La Rue (right) sample stamps.



A cut-down De La Rue master die proof for Lagos and die proofs for three different denominations.

British and Comm. Proofs and Essays (*cont. from page* 627)

if put in writing, such claims afford no protection to the purchaser if the material has been stolen.

In 1969 a few plate proofs of King George VI colonial stamps which had been issued in 1952 were sold by public auction.* These were items of printers' waste. *Printers' waste is of negligible philatelic value (very little can be learned from its study), and as its removal from printing works is unauthorised it should be shunned by collectors and dealers alike.*

Photogravure art work and " progressives "

Since 1960, an increasing number of Commonwealth territories have issued stamps produced by the rotary photogravure process, many printed by Harrison & Sons Ltd. The process being so largely photographic, proofs made in the course of production differ greatly in character from those arising from the older processes. As reduction is so simple, the artist's design may be many times stamp size and it can conveniently be built up from overlapping pieces of transparent material, each of which shows a different part of the design. Examples of such art work have been shown by the Post Office, by the Crown Agents and by the printers at a number of philatelic exhibitions.

Such items, or reductions to stamp size made from them, should not be in private hands without express authority. In an instance known to the writer confirmation was received from the Post Office that it was in order to put up for auction several designs for British Regional stamps which had been returned to the designer by the Post Office after approval.

The stamps themselves are composed of accurately registered superimposed images printed from a number of cylinders, each of which is inked with a different colour. A series of proofs from the cylinders, printed in the colours which, when combined, produce the stamp itself are known to the printers as " progressives ". Of the nature of printers' waste, they should be avoided at all costs.

Conclusion

From what has been written it must be apparent that, with the exception of printers' waste, it may be a far from simple task to distinguish proof material which, in the words of the B.P.A./P.T.S. circular, *it is obvious by its physical character was stolen.* Nobody in their senses would wish to acquire stolen property and, furthermore, under the Theft Act of 1968, *persons receiving property not knowing it was stolen but who continue to hold it after they realise it has been stolen are guilty of the offence of handling stolen property in certain circumstances.* Therefore, considerable care should be exercised by persons purchasing proofs, particularly those in the " high risk " category. A valuable safeguard is, if possible, to get confirmation that they formed part of collections which were sold in the past.

This is a matter in which one cannot afford to take risks. If in doubt, enquiries may be addressed to the printers, to the Crown Agents, to the Post Office or to the Philatelic Squad at Scotland Yard who state that it is there to advise all connected with stamps on matters of security.

THE END

*Article by F. R. Saunders in *Gibbons Stamp Monthly*, January 1971.

BANGLADESH STAMPS AND AEROGRAMMES

The Deputy Postmaster-General of Bangladesh announces that aerogrammes of 20 paisa, 30 paisa, 75 paisa and 90 paisa have been printed, and that the 75 paisa form was issued on March 17th, the birthday of Skeikh Mujibur Rahman. The aerogrammes bear a portrait of Mujibur looking towards a rural scene " with the feeling of fulfilment of his dream ". Postal stationery postcards similarly imprinted (no value has been quoted, however) are in course of preparation.

The First Anniversary of Independence was commemorated on March 26th by a three-value set: 20 paisa, 60 paisa and 75 paisa.

Stocks of Pakistani definitives and commemoratives remaining on hand have been, and are being as necessary, hand-stamped with the word " Bangladesh " and put on sale. No Pakistani stamps have been overprinted by machine.

—*Peter Ibbotson.*

Another photographer. An amateur photographer, I. D. Shepherd, 35 Elizabeth Road, Henley-on-Thames, Oxon RG9 1RA (phone: 049-12 2393) who has had experience of philatelic photography, is willing to undertake similar work by arrangement.

DEATH OF THOMAS SHARPE

Thomas Sharpe, a life member of the Caledonian P.S., and an original member of the T.P.O. and Seapost Society who was well known especially in Glasgow and West of Scotland philatelic circles, died on May 1st, aged 83.

Mr. Sharpe had a most comprehensive collection of maritime mail, portions of which had been exhibited to philatelic societies, and at Scottish philatelic exhibitions and to the Royal Philatelic Society under the auspices of the Caledonian P.S.

Tom Sharpe was a cheery, kindly and helpful soul with a nice sense of humour. J.H.T.

ASHFORD, KENT, "AT HOME " ATTRACTS 170

The annual "At Home " organised by the Ashford, Kent, P.S., at the Ashford Grammar School, attracted 170 philatelists from the home society and those in East Kent. The hosts provided free refreshments and a non-stop selection of displays. Dealers' stands, a treasure hunt and other sideshows were well supported.

During the evening the President, C. W. Pay, presented the society's Coronation Cup for outstanding services to the society to Robert Webb and the Novices Cup to B. D. Patrick.

THE

Stamp Collectors' Fortnightly

AND INTERNATIONAL STAMP ADVERTISER.

With which are incorporated "Stamps," the "Stamp Collectors' Monthly," the "Young Stamp Collector," and the "Stamp Collectors' Guardian."

Edited by A. B. CREEKE.

*** The "S.C.F." is the Official Journal of the Scottish Philatelic Society, the Liverpool and Liverpool Junior Philatelic Societies, the Junior Philatelic Society of Scotland, the Manchester Junior Philatelic Society, the Bristol and Clifton Philatelic Society, the South Wales and Monmouthshire Philatelic Society, the North of England Philatelic Society, the Hull Philatelic Association, the Huddersfield Philatelic Society, the Northampton Philatelic Society, the Croydon Philatelic Society, the Bath Philatelic Society, the Weymouth and Portland Philatelic Society, the Dundee and District Philatelic Society, the Bolton Philatelic Society, the South Essex Philatelic Society, the Aberdeen and North of Scotland Philatelic Society, the Swadlincote Philatelic Society, the Nottinghamshire Philatelic Society, the S.T.P.A., and the principal Exchange Clubs.

PRINCIPAL CONTENTS.

	PAGE
Henry Corbould	215
"Peace and Justice"	216
At Home and Abroad	217
Auction Reports	218

No. 636.—Vol. XXV. SATURDAY, JULY 26, 1919. PRICE 1½D.

HENRY CORBOULD:

HIS MINIATURE DRAWINGS.

HENRY CORBOULD is known to all philatelists, as the artist who made the drawing of Queen Victoria's portrait from the obverse of William Wyon's medal, which served as the model for Frederick Heath's engraving of Her Majesty's head on the old Penny, black, the first postage stamp ever printed.

Wyon's medal was, as our readers doubtless remember, struck in commemoration of Queen Victoria's first visit, on the 9th November, 1837, to the City.

Original miniature drawings by a great artist—such as Henry Corbould was—are always of interest and value to the connoisseur; and early this month a number of these were offered at auction by Messrs. Hodgson & Co., at their rooms, 115, Chancery Lane, W.C.

Several of these drawings, particularly one of a stamp in the well-known Britannia type, attracted the attention of philatelists; and we are very much indebted to Messrs. Hodgson for the facilities they kindly afforded us, to obtain the excellent reproductions which illustrate these notes. The illustrations, though admirable in every way, are necessarily incapable of doing full justice to the beautiful originals, of which we were permitted to take photographs: even the best "half-tones" have their limits.





We cannot do better than quote, with a slight addition and alteration, the description given by Messrs. Hodgson in their Sale catalogue:—

Penny Postage Stamp Designs—Four beautifully finished Miniature Portraits (in profile) of Queen Victoria: (1) Crowned head to the right, within circular acorn and oak leaf border, on a 4to sheet of Whatman paper (1837), with MS. pencil note in Corbould's hand, "Let the engraver have the larger drawing to refer to as this is so very small. I cannot make it out so well as I could wish to.—H.C.", addressed to "Messrs. Perkins, Bacon & Co., Fleet Street," bearing post-mark "Oc. 18, 1837"; (2 and 3) two uncrowned heads, to left, one within acorn border, surrounding Royal Motto, with crown above, the other on shaded background, on 2 cards, enclosed in wrapper addressed "J. B. Bacon, Esq." with note, "I will lend the Engraver, if he likes, the larger drawing from which these were done..... H.C." and (4) Diademed bust to left, on pedestal, inscribed "VICTORIA."

Whilst admitting the beauty of the miniatures, we cannot admit that any one of these drawings can be definitely "regarded as the very beginning of Postage Stamp Portraiture and Design."

The cataloguer makes a good bid in support of this contention: he writes—

It is well known that the head for this stamp was designed by Henry Corbould, and that the engraving of it was entrusted to Perkins, Bacon and Co., and it is interesting to note that the date on the first above-mentioned portrait, viz., Oct. 18, 1837, is between the time at which the Commission of Post Office Enquiry was appointed (Feb., 1837) to consider Rowland Hill's invention of the adhesive Postage Stamp, and the Sitting of the Parliamentary Committee (Nov., 1837) to examine the scheme.

We have had a long talk with Mr. Chas. Nissen, an acknowledged authority on the early days of the Postage Stamp, and he is firmly of opinion that the drawings, though bearing some resemblance to the

Portrait on the Penny Black, were made for coins or medals, and not for stamps. Moreover, Rowland Hill's famous scheme was, in 1837, so very recent that sketches for the Queen's head would have been decidedly premature.



With Mr. Nissen's opinion, as foreshadowed above, we entirely agree, and the old belief that the Head on the stamps was modelled from that on Wyon's medal is, so far as we are concerned, quite undisturbed.

We have no desire whatever to depreciate these drawings; they are beautiful pieces of work and, from their very nature, unique, and they are items which any collector of miniatures should be proud to possess, as coming from the pencil of an artist of great repute.



The next lot—it seems sordid to allude to such an artistic and philatelic rarity as a "lot"—is thus described by the cataloguer; and the quaint foot-note of the artist serves to shew the care with which he liked his work to be finished:—

> Mauritius Postage Stamp — The Original Miniature Drawing of "Britannia" beautifully executed in Water-Colours, for the 1854 Mauritius Postage Stamp, with pencil note by the Artist, "The Engraver with a magnifying Glass (such as I have not) can finish the toe nails rather more.", and the word "Mauritius" written in pencil beneath the drawing (size $\frac{5}{8} \times \frac{3}{4}$ in.), together with an engraver's proof of the stamp (before the lettering), on thin white paper, impressed on a card.

With this we entirely agree. The sketch is necessarily unique, and the die-proof must be of great rarity; the latter shows the usual "plate-mark" round, but at some distance from, the impression.

Unfortunately, the name "MAURITIUS" is very faintly pencilled in the label at the foot of the sketch, but we can distinguish it on the photograph from which our illustration is reproduced.

In a most interesting article by Mr. E. D. Bacon, which appeared in the "London Philatelist" for April and May, 1914, that well-known writer refers to this proof before lettering, and he came to the conclusion that the die from which it was struck was the "mother-die" of the lettered dies for Barbados, Mauritius and Trinidad, and that the "mother-die" itself was never completed by the addition of a name.

The interest in the drawing is, of course, in the name pencilled in the label, showing that the Britannia design was, as a fact, primarily made for Mauritius. The reason why the "mother-die" was not used for making the plate, probably lies in the fact that Mauritius and Trinidad stamps were ordered about the same time, and were actually dispatched on the same day.

We congratulate Messrs. Hodgson on having the disposal of this drawing, the value and interest of which can be best appreciated by philatelists.



Victoria Postage Stamp.—The original sepia drawing of Queen Victoria on the Throne, by Henry Corbould, apparently the original design for the 2d. Victoria stamp issued in 1852, on a 4to. sheet of note-paper, with water-mark, "J. Whatman, 1837."

* * * *

The above design embodies a border-wreath of Oak and Olive, intended to symbolise "England at Peace", but no border appears on the stamps as engraved.

This is the cataloguer's description of the above sketch, representing Queen Victoria on the Coronation-chair—usually, but erroneously termed "throne".

It is a beautiful piece of work, far superior to Thomas Ham's copper-plate engraving of December, 1852, which admittedly resembles it in many details.

Queen Victoria on the Coronation-chair is, one may say, a "stock" design—there was only one Chair, so no alteration could be made in that; and only one Queen Victoria, always represented in the conventional attitude with sceptre and orb.

Moreover, the date in the watermark of the paper, 1837—fifteen years before Ham engraved his plate—is against the theory that the Corbould drawing was made for the Victorian Twopence.

However, it is as we said, a beautiful miniature, and would not unfittingly find a place with a collection of Victorian postage stamps as a forerunner of the Twopence of 1852.

"Peace and Justice."

SOMETHING has apparently upset an esteemed correspondent! He has sent us a copy of the previous number of the *S.C.F.*, which had the above heading on the front of the cover—though there is no reference to it inside.

The word "Justice" has had a line drawn round it, and is followed by "??": and there is a note—"See p. 206."

Turning, with feverish—at least two degrees "up"—haste, to that page, we find that our correspondent's quarrel is with our first extract from the Royal Philatelic Society's Report for 1918-19, which begins: *As the Victory Year alone.*

An asterisk directs our attention to a foot note, which reads "The "Victory is nearly five years old. *Vide* . . . . , ..." with the name of a book on the subject of Germany's downfall, the first Part being published in September, 1915.

Our correspondent adds, "I had rather not receive the paper"— and signs his name thereto.

Whether "the paper" is the Royal's official organ, or only our own rag, we know not.

But why this thusness?

We feel so depressed that we have perforce had to reduce the "white" pages of this number to eight.

The

LONDON PHILATELIST

The Journal of

THE ROYAL PHILATELIC SOCIETY, LONDON

All communications should be addressed to

THE EDITOR, ARNOLD M. STRANGE, PLUM TREE COTTAGE

APSLEY END, NR. HITCHIN, HERTS.

VOLUME 73 APRIL 1964 NUMBER 856

THE EARLY DIES OF MESSRS PERKINS, BACON & CO.

by Major J. W. M. STONE, R.A.M.C,

(A paper read before the Royal Philatelic Society, London on 20th February 1964)

Introduction

THE period covered by this paper extends from the engraving of the rejected die for the 'penny black' in 1839 to that of the dies for the Costa Rica essays of 1884; the Great Britain essays engraved en epargne in 1878–80 are, however, omitted. All but one of the dies line-engraved by Perkins Bacon during this period incorporated one or more patterns of geometrical lathework, and it is this common feature which, by reason of the technical difficulties to which it gave rise, makes the study of this group of exceptional interest. The aim has been to ascertain in detail how each die was produced, and thus to trace the development of the firm's technique from the great experiments of the '40s to the more or less standardised production method of the later years.

Sources of Information

Information has been gleaned from a number of sources, of which the most important are:

1. *The firm's proof books and records*, the latter as extracted by Sir Edward Bacon and Percy de Worms.
2. *Technical works on line-engraving*. From these we get the following basic information;
   (a) that printing takes place from the recessed parts of the dies, these being made in the first place by cutting V-shaped grooves with a burin (graver).
   (b) that transference (and thus multiplication) of engravings was accomplished by hardening the die and taking up a relief of the design onto a soft steel roller; this could then be hardened in turn and used to enter other dies or plates. The technique is known as the 'Perkins Mill and Die Process', having been invented by the founder of the firm.
   (c) that, though minor erasures could be made directly on a die with a burnisher, major deletions could be made satisfactorily only by cutting off the appropriate parts of a roller relief.

(d) that 'white' and 'coloured' flaws may appear on die impressions or roller reliefs due to defects in the metal or direct damage; this was often caused by the interposition of loose metal between die and roller during the transferring process. The various possibilities are set forth in Table 1 and Fig. 1.

Table 1 CLASSIFICATION OF DIE AND ROLLER FLAWS

CAUSED BY	APPEARS ON	FIG. 1
A. Coloured Die Flaws		
Defect in or damage to die	All proofs from die.	IA, IIA
Damage to die when taking roller	Proofs from second state of die	IIC, D
Damage to die when entered	All proofs from die	IIIB
B. Coloured Roller Flaws		
Defect in parent die	Proofs from all secondary dies	IIIA
Impaction in roller when taken up	Proofs from all dies entered by roller	IIIC
C. White Die Flaws		
Impaction in die when roller taken	Proofs from second state of die	IIF
Impaction in die when entered	All proofs from die	IIIE
D. White Roller Flaws		
Damage to roller when taken up	Proofs from all dies entered by roller	IIIF
Damage to roller when entering	Proofs from all dies subsequently entered by roller	IIIG

3. *The dies, rollers and plates* in the Society's collection, for the use of which to amplify this paper the Council have most kindly given their consent.

4. *Die proofs* (or photos of them), including those of engraved essays. These form the bulk of the display in the frames and of the contents of this paper. They must be distinguished from similar items to be described below, though these also have their contributions to make to the study.

5. *Plate proofs.* These can be confused only with die proofs in the final state which have margins no greater than those occurring between the plate impressions. The points of mutual distinction, in order of increasing fallibility, are;

(a) the presence on dies of features which do not appear on the plates, the commonest being small guide-marks half way down each side of the design.

(b) the presence on plates of features (burr-marks, guide-lines etc.) not normally found on dies, though odd dots and lines are sometimes found on the latter.

(c) the fineness of definition, and often greyish appearance, of the typical die proof, but overinked and shifted prints can cause difficulties.

(d) the paper;

(i) 'India' paper was practically never used for plate proofs, the only exceptions known to me being in Nova Scotia and New Brunswick, Newfoundland (3d.). and the Bahamas 1d.

(ii) the white or toned wove paper often used for plate proofs was practically never used for die proofs, the sole known exceptions being a copy each of the Ceylon 6d. and P.S.N.C. 1 rial (both cut close and stuck on card for display purposes).

6. *Sample proofs and sheets.* These were pulled in this century from plates made specially for the purpose, many of the designs being mutilated, most often by etching out the words and/or figures of value. The majority are in characteristic colours (shared with some of the reprinted die proofs mentioned below) on smooth wove papers or thin cards, usually of a white or creamy colour; coloured papers also occur with single specimens, some of which

The Genesis of Die & Roller Flaws

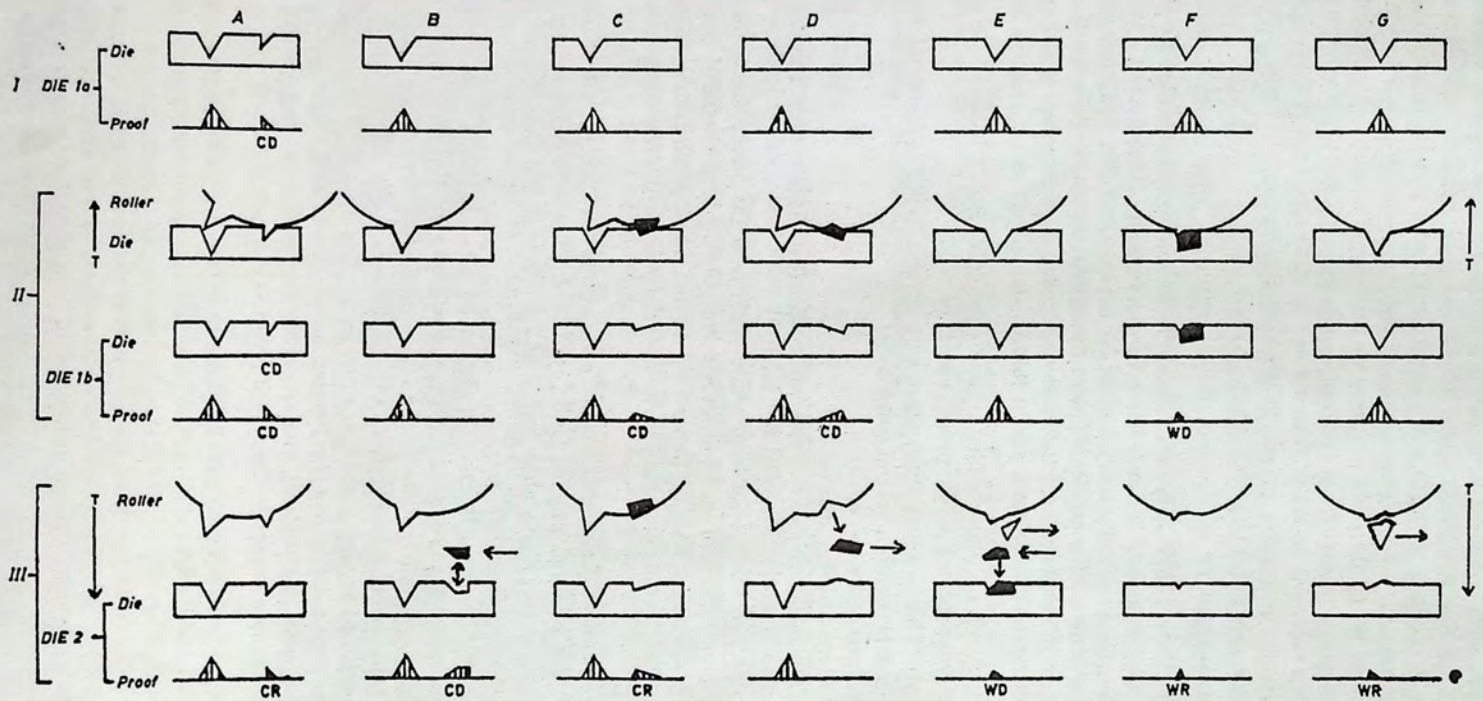

Fig. 1

have the paper countersunk as by a well-bevelled die. These items are those usually and most misleadingly referred to as 'reprinted die proofs', at the same time being despised as of little or no philatelic importance. Though the last may be true of some, many (probably most) of the entries were made with original rollers, and it is because the 'incomplete' ones mirror the reliefs on the corresponding intermediate rollers that they illustrate important stages in the manufacture of the dies. In the U.S.A. the terms '(Trade) Sample Sheet/Proof' etc. are universally accepted for similar productions of the American and British American Bank Note Companies. May I therefore urge that we too adopt these terms for general use, not only in the interests of accuracy, but also for the protection of those who might otherwise buy them with a mistaken notion of their status? In addition I have in this paper and display used the term 'roller entry proof' to describe the incomplete items previously mentioned, so as to emphasise their significance.

Classification of Die Proofs

It must not, from the above, be thought that there are no such things as reprinted die proofs; there are – here is another reason for their being terminologically distinguished – and they are no less interesting than the roller entry proofs; for the existence of a reprint means that it represents the last state of that particular piece of metal, and that any further development of the design must have been accomplished via a roller. This brings us to the classification of die proofs by the time of their production:

1. *Contemporary proofs*, i.e. those pulled prior to the cessation of issue of the stamps concerned. To this group belong all die proofs pulled on:

(a) 'India' paper. This is a soft white wove with a remarkably constant thickness of 0.06 mm., and is found in several conditions:
  (i) adherent to white soft card,
  (ii) alone (detached from the card),
  (iii) cut close on larger piece of soft white card (usually when the surplus background of a die has not been removed),
  (iv) cut close and stuck onto hard white card; used for display such specimens often have an area of discolouration corresponding to the mask in which they have been framed, a slip of paper 6 x 5–10 mm. stuck at the centre of each edge at the back, and/or pencil annotations of the position of the item in the display frame.

(b) a characteristic card (frequently used for plate proofs also). Between 0·25 and 0·35 mm. thick, this is white, only moderately stiff, and has a spongy appearance on the reverse, being in fact highly absorbent. The front is smoother than the reverse and is sometimes almost glossy.

Exceptionally, mostly in Great Britain, they occur on other papers. I have avoided the term 'original proof' since in most cases (again outside Great Britain) there is at best only circumstantial evidence to differentiate final states pulled prior from those pulled subsequent to the first roller being taken up from the die. However, one definite sub-group are the coloured proofs pulled on glossy white paper by De La Rue from those dies handed over to them. These are even scarcer than the Perkins Bacon proofs, and I have yet to see an undoubted copy in black. By contrast, contemporary Perkins Bacon die proofs in colour are exceedingly uncommon except in Great Britain and the South Australia 4d.

2. *Reprints*, or post-contemporary proofs. These are never on 'India' paper or the contemporary card, but are either:

(a) in black on white or yellowish wove papers, usually between 0·08 and 0·12 mm. thick. These prints come from either background dies or the final states of Newfoundland, or

(b) in colour on soft white cards around 0·20 mm. thick. These are from incomplete states of colonial dies.

All such papers in my collection have been submitted to Dr Julius Grant, M.Sc., a leading authority on the dating of paper. He states that it is certain that all but one were made subsequent to about 1885, when the sulphite process for treating wood was introduced into this country. Signs of die corrosion are not uncommon on these reprints.

Analysis of the Information

Two basic methods of analysis have been used. The first, and more obvious, is the study of progress states and roller entry proofs, and deduction of the processes which must have occurred between them. The second, and more difficult, is the comparison of final states of dies of similar design, and deduction of the mode of their manufacture from the similarities and differences between them. The two methods can, of course, be combined in suitable cases.

It is convenient to classify the dies themselves as follows:

Background Dies

The various backgrounds and ornamental frames originated from dies engraved by the geometric lathe, or 'Improved Rose Engine' as the firm called it. Since this engraved intalgio, proofs taken from such dies are of coloured lines with white interstices. The firm rightly held that patterns of white lines with coloured interstices were much harder to imitate, and the majority of patterns used for stamp dies were, at least in part, in this phase. The specification of the machine implied that it could engrave direct onto a curved surface such as a roller die, and it may be that some or most of the white line patterns were produced by entering flat dies with such rollers. The more usual method is to engrave the black line pattern onto a thin flat die, which is then wrapped around a blank roller and used to enter another flat die. This was done at any rate for the first (1d.) die of St. Vincent, as proofs of the background are known in both phases, the black line one being the earlier state. Often, as in this same die, more than one pattern, frequently in opposite phases, were combined by entering them contiguously or superimposed. In a few cases triangular reliefs of a single pattern were fitted together to form the rectangle (e.g. Bahamas 1d.). Once the background was assembled the usual procedure was to engrave on it the outline of the design and also of such spaces and tablets as might be required. A roller relief would then be taken up and the spaces and excess background removed with a scraper before it was used to enter a new flat die.

Head Dies

When a new head was required it was normally engraved directly into the space provided for it on a cleared background die, but occasionally in the earlier years one was engraved on a separate die and subsequently transferred by roller to the cleared background. In the two cases when this is known to have been done each head was surrounded with a small disc of a background of its own. In other cases a roller was taken from an existing die and all the relief save the head, and sometimes its immediate surround, removed so that it could be entered on another country's die.

Primary Dies

A die has been termed primary from the time it acquired elements of both its central feature(s) and of its principal background or frame until, inclusive, it was first finalised, abandoned or earlier triplicated (for examples see Fig. 2). During this stage (which might embrace more than one piece of metal) the central feature(s), corner ornaments etc. would normally be completed, but the most interesting aspects of these dies are usually those relating to the lettering. When this was to appear solely in tablets outside the area of background, it presented little difficulty; it was when it was required to be within the borders of the background that problems arose, since white lettering was usually required. In the earlier dies such lettering was normally cut directly on a roller relief, and progress proofs show that the outlines of the letters were in such cases first engraved on the flat die, presumably to avoid disproportion from cutting them by eye on a curved surface. In the case of the Western Australian 1d. the lettering, though entirely peripheral, was outlined on the original background die and cut at the same time as the spaces for the swan and corner squares. For the Chile 5c. this work was done at a very early stage, namely on the separate reliefs used to enter the central and peripheral parts of the die.

The Classification of Dies

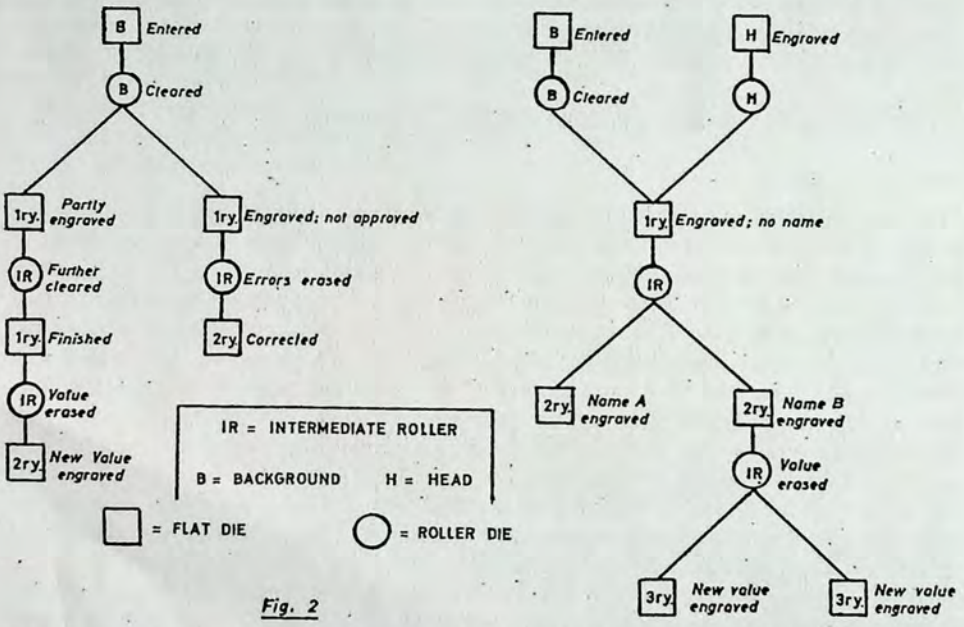

Fig. 2

This die was also unusual in having a panel cut for the small lettering at the top although the remainder was cut direct on the roller. In the early period panels were used only for such very small white (and for coloured) lettering, and it was not until 1858 that the firm seems to have decided that this method was the easier for all types. There are two remarkable instances where backgrounds seem to have been considered too weak and to have been strengthened by entering them a second time. It was first noticed by the late Dr Harry Osborne that the Great Britain 1840 2d. die appears to have threads of background invading

the bottom of the letters 'POSTAGE'. There are indications that such a process was also carried out in making the Western Australia 1d. die. A feature of many of the dies of British North America is that small areas of unwanted engraving were never cleared from the dies, but only removed on the final rollers used to enter the plates. Finally the first Britannia die never had any lettering inserted, since it was from the first intended that it should act as master for both Mauritius and Trinidad.

Secondary Dies

These are dies entered by transfer from the final state of a primary die with or without deletions on the intermediate roller. Intermediate deletion was usually of the master die's value (when it had one); occasionally it was to change part of the design or eradicate blemishes, as in the Newfoundland 1s. and South Australia 2d. respectively. Occasionally also the intermediate roller picked up a piece of loose metal, causing a 'coloured' flaw to appear in the secondary dies (e.g. the Tasmania 2d. and 4d.). In other series 'white' flaws appear due to damage to the roller: the Britannia dies show examples of these, most of which were probably progressive, though this feature is unfortunately usually obscured by retouching. One of the most startling examples of the use of intermediate rollers to modify primary dies occurs in New South Wales, where considerable deletions of pattern were made to modify the 6d. for the 5d., and the 1s. for the 8d., dies. The manner in which these alterations were accomplished is revealed by proofs from sample plates which were entered with the intermediate reliefs.

Tertiary Dies

These are dies entered by transfer from a secondary die, almost invariably with some deletion on the intermediate roller (some of the tertiary dies of Great Britain being exceptions). The Britannia type again produces classic examples in the four low values of Barbados, all of which are shown by the identical upper panels to have been transferred from the 1s. die.

Conclusion

Those who are familiar with the many interesting features seen on Perkins Bacon's earlier stamps will not have failed to have been impressed with how remarkably these are paralleled in many of the dies for the making of which transfer rollers were used. Though not all have been mentioned, I think the only plate phenomenon of which no analogue occurs among the dies is the appearance of 'shadow entries', which resulted only from the great demands made upon some Great Britain plates. As in the plates, such features became less common with the years as the firm's technique improved, so that most of the later dies give little opportunity for research. Nevertheless it can be shown that most series followed the evolved standard procedure of clearing a marked out background on a roller, entering an old or occasionally engraving a new head, and completing a primary die, all lettering being engraved in panels. This would be followed when necessary by deletion of the value on an intermediate roller and engraving new values on the secondary dies.

A Master Engraver for De La Rue

(All sold RLB/75)

By John Van Haeften

A REVIEW OF THE WORK OF LEONARD VINCENT PHILLIPS 1895-1922

The recent exciting find of a book of die proofs has brought to light a number of hitherto nown facts and important discoveries that will delight the connoisseur of the fine art of :aving. The book is a record of the work of the engraver Leonard Vincent Phillips, an ım compiled by him containing examples of his work and giving a fascinating insight into versatility of the man.

Leonard Vincent Phillips was born at Peckham on 2nd August 1876. One of a family of ıt, he was apprenticed to Thomas De La Rue & Co. in 1894 where he worked under a Mr. ner for five years, at the same time attending Blackheath Art School in the evenings. ıugh some of his work was recess, he was basically a surface engraver at De La Rue's il 1952; he died two years later, on 6th April 1954, at Sanderstead, Surrey, England.

The album itself, which has survived in virtually pristine condition as have the proofs, :ompiled chronologically, though some proofs have been added at various stages and are of order. The first four pages each contain nine die proofs of the heads of various sonalities, many of whom can be identified. The dates written in the corner of each proof approximately one month apart, the earliest being 17th July '95 and the latest 30th March and it is interesting to speculate on the possible use of these proofs. Were they simply .raved by Phillips for practice (he was only 19 in 1895), or were they intended for bank-es or playing cards? Probably the former theory is more likely, as the young Phillips must 'e had to practise before progressing to the more important task of stamp-engraving. He s still under the aegis of Mr. Turner until the turn of the century, and as we shall see :r on in the book, his engravings of stamps are liberally interspersed with these designs.

The heads themselves are beautifully engraved. There are a number which would be cribed in a Christie's catalogue as *"after the antique"*, and which depict solemn Graecian Roman women (no men) with various expressions designed to sink rather than to launch a ·usand ships. There is however a fine portrait engraving of John C. Calhoun dated 4th tober 1895, which is very similar to the early stamps of the Confederate States of America ich were the work of an earlier engraver at De La Rue and various engravings of the heads notables including W. G. Grace, Kitchener, Gordon, Byron and a number of military and litical figures.

Until the discovery of this album, it had been thought that the earliest stamps engraved Phillips were the 1899 Tasmanian pictorial set. It now transpires that the first was an dian revenue stamp with value tablet blank, inscribed "TIHRI GARHWAL" and dated the proof 6.6.98. This is followed on 15th July by the Malta 1899 5d. pictorial and on the rd by the 4½d., two most attractive proofs. Another run of portrait engravings leads up to ɜ Tasmanian pictorial set, which is introduced by a handsome proof in deep, almost blackish, ıe of the 1d. dated July '99. The other four proofs from this issue are all in black and are ɜ 6d. (8.9.99), 5d. (10th September '99), ½d. (25.9.99) and 3d. (26.9.99).

On the next page are master die proofs of the Turks and Caicos issue of 1900, both of the w (26.2.1900) and high (27.2.1900) values with value tablets blank. On both this and the xt two pages are numerous portraits of luminaries, but on the third page are no less than ree engravings of the head of King Edward VII, all similar but each in some way different. is interesting to note that the proofs are dated 3.4.1901 (2) and 18.3.1901. King Edward II only came to the Throne on 22nd January so De La Rue were quick to anticipate the ɜed for new stamps and made what are three obviously trial engravings accordingly. These ere submitted to the Canadian postal authorities but De La Rue were not awarded the ɔntract. Three more proofs on this page bear mention. Phillips had a particular penchant ɔr ships (Malta, Barbados, Turks and Caicos, Bermuda, Zanzibar, British Guiana); and many ɔhers all issued "ship" stamps engraved by Phillips and there is a fine die proof dated 6.5.02 of the central design (Ships and dock) of the Bermuda 1902 issue. The two St. Lucia roofs of the 1902 *"Pitons"* issue are beauties. The first dated twelve days later, is of the



1901. The Canada King's Heads.

Great Britain Numbers Issued 1840-1910 by Rikki Hyde. 32 pages illustrated. 85p

This little listing compiled by the author for his guidance in assessing the rarity of various issues is a work of academic interest. From the introduction we learn that it took six years to complete this work from official records and such works as the *R.L. Encyclopaedia* which had formerly recorded such details.

It is useful for anyone who wants such a list to have all the information recorded in one volume.

From the "numbers issued" Mr. Hyde claims it is possible to calculate a "rarity factor" and from this, deduce a theoretical value for any stamp. He makes comment on "survival rate" and gives consideration to condition, but he has not made allowance for "demand" and his rarity factor can only take account of "comparative rarity" between stamps, and not be used as a basis for fixing values, as the greater demand which there is for some issues will obviously affect price *vis a vis* less popular issues..

A painstaking and interesting work.

Scotts Catalogue Vol. 1, 1976. Price $13; hard cover (limited edition), $25.

As commented elsewhere, this latest (132nd) edition made its appearance in June; extraordinarily early!

Technically; there are 670 pages in which are listed for the first time 1787 new stamps; there are 28,920 price changes. Almost without exception these, as might have been anticipated, are increases, reflecting the state of the market and the world's economy. Twelve hundred G.B. prices have gone up and in the U.S.A., P.O.'s in Shanghai and many Revenue issues have been advanced, phenomena which might well have been foretold from R.L. auction results in the past year.

A section entitled "For the Record" lists items which are on the philatelic market but which are not contained in the main catalogue. "Information for Collectors" has been re-written and illustrated and may be read with interest by those who forgot long ago more than those to whom it is directed will ever know.

K.G.V Die Proofs



The work of L. V. Phillips reviewed in the following pages.



1902. The Pitons.

Phillips' stamp engraving now gathers speed, and in 1902-1903 we also discover die proofs of the Cape of Good Hope 2½d. (the stamp was not actually issued until 1904); the central (pictorial) vignettes of the St. Helena set of 1903 (S.G. types 11* and 12); the central badge motif of Antigua 1903 the central "*Device of the Colony*" vignette of Montserrat 1903; the 1c. (marked "BEFORE HARDENING"), 3c., 4c. and 8c. of the Straits Settlements 1903; the "*Arms of Jamaica*" central vignette of Jamaica 1903; an attractive proof, dated 11.2.03, of the King Edward VII head; and a fine master die proof of the Falklands 1904-12 low values dated 23.10.03. One of the most visually appealing proofs in this volume is that of the Barbados 1905 "*Olive Blossom*" stamp in the issued colours. On the same page is a master die proof of the Grenada 1906 issue dated 12.5.05 and a larger proof of the central vignette probably intended for high values. This proof is dated 1.9.04, and although it was not used at the time, it is interesting to compare the George VI 10/- of 1938.



1905-12. Edwardian and Georgian Turks and Caicos and the master die proof of the Grenada ship badge.

There then follow a number of romantic portraits, designs, and heads of Britannia, though tucked away in a corner surrounded by swirling dresses and tresses is a charming little proof, dated 14.10.07, of the central vignette of the Zanzibar dhows high values of 1908-1909. A master die proof of the Turks and Caicos 1909-1910 values (S.G. type 38) is the only stamp proof in a page of engravings for, amongst other things, playing cards, and on the next page a New Hebrides 1911 issue die proof with the name, value and crest plates blank, and two Tonga proofs of postal stationery designs set off a page of engravings of Borneo bank-notes and English Christmas cards!

---

* *It is interesting to note that the type II vignette does not incorporate the words "Government House" in the design as the stamp does.*

Back to stamp designs, and the next thing we find are proofs of the Newfoundland 3 and 10 cents of 1911; Malaya (Kedah), central vignettes of the 1912 *"Sheaf of Rice"* and *:ncil Chamber"* and a die proof of the frame of the high values; two heads of King ge V dated 23.11.11 and 1.12.11, the former slightly larger than the latter and both ibed in manuscript "original" Falklands master die proofs of both the high and low :s of the 1912-20 issue with value tablets blank (both dated 24.1.12); master die proofs of s and Caicos (1913 issue) and St. Vincent (1913 issue); and a fabulous set of the three ns for the Barbados 1912 set, i.e. the two designs for the low values and the one for the 2/- and 3/-. Also on this page is a photograph of the Mackennal plaster cast metal of King George V which was used by Phillips to work on so many engravings.



1911-12. Georgian Falkland Islands.

ndia is represented by a proof of the frame of the 1911-1922 25 rupees value, and Sierra : by a proof of the two circular central vignettes, i.e. King George V's head and the ant design, used for the large 3d. to £5 values in the 1912-1916 set, (S.G. type 14). The s Settlements 3c., 4c. and 8c. proofs (1912-23 issue) are joined by a master die proof of ritish Guiana 1913-21 issue, and three Zanzibar proofs are most attractive. These are all from the 1913 issue and comprise a master die of the cents values, a master die of the 1r. to 5r. values and a die proof of the central (dhow) vignette of the 10r. to values. Egypt comes next with proofs of the 3m., 5m., 20m. and 200m. issued in 1914, t the bottom of this page is an attractive master die proof of the South African revenue › of King George V.



1915-17. Barbados, with a second die of the central vignette.

'articularly interesting on the next page is a die proof of the Crown, dated October 8th used on so many Colonial issues of King George V, while another is the master die of the Barbados 1916-20 issue dated 18.11.15. On the following page is a proof of the l vignette, dated May 1917, which is basically the same except that there is no circle ;ing the design, so that the sea peters out into tiny dots. There is a proof of the ed garter with central design and motto; a master die proof of the Montserrat issue 16-23; and a proof of a central vignette dated March 1916 of a ship in full sail. The ship

is similar to that used on British Guiana stamps from 1889, but this one has four sails per mast instead of British Guiana's three.

Malaya now, and the book continues with central vignettes of the issues for Selangor (1935-41 high values), Perak (1935-1937), Negri Sembilan (1935-41), Pahang (1935-41) and Selangor (1935-41 low values). The frame of the Straits Settlements 2c. (1936-37) is followed by a proof of the completed New Zealand 4d. Mitre Peak of 1935 and two proofs of the Persian *"Lion and Sunburst"* design, one large in green, and one small, complete the philatelic interest on this page though I must at least mention the large proof in olive-green of the head and shoulders of Sun Yat-Sen of China. New Zealand again, and proofs of the 1d., 3d. and 6d. from the Victory set of 1920 and very desirable is a large central vignette of the Jamaica Arms (*not* a public house!).

Various flamboyant designs for bank notes follow, and then we have a master die proof of the Bahamas Peace Issue of 1920; the uncompleted frame of the Jamaica 10/- of 1920, and proofs in colour of the 2d., 3d., 4d. and 3/- of the same set. There is also a fine die proof of the St. Kitts-Nevis central vignette, (the head of King George and the well-known anachronism of Columbus looking through a telescope, from the 1920-1922 issue), and one of the central vignette of the Jamaica ½d. of 1920.

Cayman Islands is represented by a master die proof of the 1921-26 issue; British Honduras by a die proof of the 1921 Peace stamp with the value tablet blank, and by a die proof of the 1921 4c., which succeeded it; and Gambia by two proofs, both dated Dec. 21, of (a) the central vignette (head and drapery) of the high values of the 1922-27 issue and (b) the frame, with the value tablets blank. Also on this page are a master die proof of the Barbados 1921-1924 issue, a die proof of the frame of the Jamaica 1d. of 1922, a large die proof of the head of King George V, and a proof of a Revenue or Postage Due stamp with the letters "G" and "R" in the upper corners.

On the last page in this fascinating book is a proof of the frame of the St. Helena 1d. of 1922; a proof of the frame with value tablets blank of the Kenya and Uganda issue of the same date; four Portuguese proofs of central vignettes; and a fine proof in the issued colours of the Malta *"Melita"* £1 of 1922. For good measure there is also a proof of the central vignette used for the low values of the *"Melita"* issue.

This album is a wonderful tribute to Phillips' craftsmanship and industry. Of the 280 dies he engraved, 110 were for postage stamps and these numbers only apply to this volume, which covers the first twenty-seven of his fifty-seven years work with De La Rue & Co.





1920-21 Jamaica die proofs; the vignette of the ½d., frame of the 1d. and head and cherubs of the 10/-.

Note how Phillips undertook the work of portraits and more intricate detailed design, leaving lettering and more routine work to some other engraver.

SOURCES:

1. The De La Rue Archives.
2. *"A half Century of Engraving"* by A. Loines Pemberton, *The Philatelist*, May 1958, pp. 226-8.

CONTEMPORARY PROOFS, pulled during the preparation and issuance of the stamps, are of two types, and were made for three main purposes:

(a) Die Proofs, pulled from the die (original single engraving), by transfer from which the plates are subsequently made. Rarely, in early days, the stamps themselves were printed from the die(s) eg. the "Post Office" Mauritius.) They, in turn, are of two types:

(i) Progress Proofs in which the design is as yet incomplete; their purpose is the obvious one of letting the engraver (or whoever) see how the work is shaping.

(ii) Final Proofs: these may be annotated as before, or after, hardening (the die) and (usually De La Rue) before and after striking (the punches used to make the plates), and are made to ascertain the condition of the die at a particular juncture. In the absence of margins wide enough to show that they cannot have come from a plate, these may be difficult, or impossible, to tell, from single impressions from a plate proof (see below)

(b) Plate Proofs were pulled either to:

(i) Ascertain the condition of the plate (before or after hardening, during printing or after repair or

(ii) As colour trials. (Die proofs too were occasionally used for this purpose.)

(c)Trial Plates(small plates, sometimes partly defaced) were occasionally made for colour trials, obliterating experiments or for circulation as specimens.

REPRINTED PROOFS were made from both dies and plates for a variety of reasons (often purely philatelic) and are usually distinguishable by the paper, colours or (sometimes) blurs due to corrosion of the die or plate. Oddly enough reprints can be of an incomplete design; this was due to a roller or punch having been taken at one stage to facilitate removal of portions of backgroound (Perkins, Bacon) or other parts of the design (the De La Rue diadems), and used to make a secondary die on which the design was completed.

SAMPLE PROOFS. These are mostly confined to the nineteenth century designs of Perkins, Bacon and the American Banknote Company, and are the subject of the following article.

SAMPLE PLATES AND REPRINTED DIES OF PERKINS, BACON & CO.

by Dr. J.W.M. Stone

For a clear understanding of the much misunderstood, and often neglected, modern reprints of the classic designs of Perkins, Bacon & Co., one must know in outline how the dies themselves were produced. This was by the "Mill & Die" process. These dies were line engraved. That is the lines of the design were printed from the grooves in the die or plate, the ink having been thoroughly worked into these, and the excess (on the "white" parts of the design) wiped off. When dampened paper was applied under pressure it picked up the ink which was thick enough to stand up in ridges on the prints. The method of engraving an original single design was as follows:

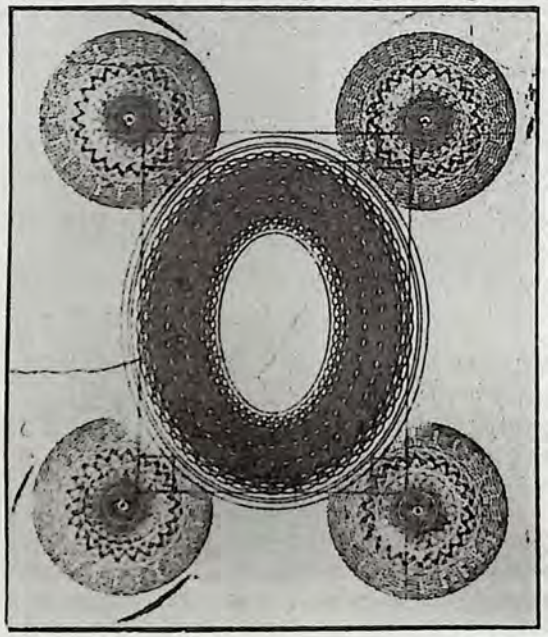

Fig 1. Proof from the background die for Ceylon 6d.

1. A softened steel roller was rocked to and fro under great pressure on a standard die bearing a pattern engraved by a geometric lathe so that the design appeared on the roller as a relief. Sometimes two or more patterns were combined (Fig.1) 2. This relief was trimmed to size and portions cut out for the head or inscriptions, etc. (Fig.2) 3. After hardening, the relief was used to enter again by rocking under pressure, the modified design into a further die. On this the head was engraved (or transferred to another die and the inscription etc. added. 4. Again after hardening, a further roller relief was taken which was, in its turn, hardened, and used to enter the plate from which the stamps were entered.

The above is a bare outline of the procedure in its simplest form. Some dies were produced after two or three such transfer processes and others by alteration of dies already in use (eg.Newfoundland 1d from New Brunswick 6d). In particular, the original value was often erased on a relief, which was then used to lay down secondary dies for other values.[1]

~.1.A detailed analysis of the Colonial & Foreign Dies appeared in the London Philatelist 73/59 and 77/198 et seq.

The final dies were usually retained by the authority ordering them (usually the Crown Agents), but the intermediate dies and rollers remained in the possession of the firm. Subsequently they made use of these for advertising, or at any rate for "public relations" purposes, giving rise to the types of prints to be discussed.

These were made almost exclusively during the period 1902-1929. In the interests of accuracy, and following similar productions by the American Banknote Company, it is urged that these should universally be referred to as Sample (or Trade Sample) Proofs. They are seem om characteristic colours (although they also occur in black) on machine made wove papers, or on white or cream card. A complete listing of the known varieties (and plates) has been given by Robert H. Pratt.[2]

There were three sample plates of particular interest, having been entered with intermediate reliefs, and thus illustrating stages in the production of the final dies.



Fig.2



Fig.3



Fig.4



Fig.5

Fig.3. shows an entry made with the relief taken from the background die shown in Fig.2. The second entry (Fig.4.) is from the relief used for the secondary values with unaltered corner ornaments, and the third (Fig.5.) for those on which the corners were altered.

Some prints of the first Chilean issues are important as they have been found se-tenant with Cape of Good Hope, thus clearly establishing their status as samples, not colour trials. They were almost certainly pulled in 1910. Sometimes complete sample sheets are found when their inscriptions identify them as such. They often display much of interest with heads from rollers used to transfer, for example, the head from the 1860 South Australia 9d. to the St.Lucia die or intermediate reliefs with values etc. missing.

The New Zealand Chalon head design (Fig.6.) occurs quite frequently, and in all it is noticeable that the head is much less strongly engraved than on the stamps. This was, indeed, the case on the original full length engraving (for a banknote) and accounts for the slight differences of expression on each value, each having been strengthened individually; indeed the 3d. value shows hardly any evidence of retouching of the bodice or pendant.



Fig.6.

One plate shows an interesting early state of the die for Western Australia (Fig.7.); this is from a relief taken up from the background die on which the lettering and space for the swan were cut out. The smeary outline to the swan was due to a poor attempt to define its outline by etching on the plate.



Fig.7.

Now we come to the less often seen, but frequently not much more valued, reprinted die proofs. These are printed from the dies themselves subsequent to the making of the plates concerned. These fall into three main groups:

~.2.The American Philatelist 82/425 et seq.

1. Those of Great Britain, which need an article to themselves[3] and will not be considered here.

2. Those of background dies and final states of Newfoundland. These occur in black on white or yellowish white wove paper. We have already seen one in Fig.1. Fig.9. shows how the background for the New South Wales 6d. was composed from four entries by the relief shown in Fig.8. and Fig.10. shows a somewhat similar effort for Western Australia, two reliefs of different shapes being used in this case, and, in addition, the lettering has been outlined for cutting on the roller (see Fig.7.)



Fig.8.



Fig.9



Fig.10.

3. Pulls in colour on soft white card from incomplete colonial dies. (Contemporary proofs from the dies were nearly always in black on "India" paper (a thin white hand-made wove) or on a rather spongy white card. They also occur on "India" cut close and mounted a a harder card, often stained for display purposes.

This group is even more interesting than the previous ones, for it includes often unsuspected stages in a die's creation. Fig.11 shows the penultimate stage of the Tasmania 1d. where neither the white oval surrounding the head nor "VAN DIEMANS LAND" were cut on the relief from which this was laid down. Fig 12 shows the progress die for the Tasmania 6d. in which "TASMANIA" and the value are already outlined and Fig.13. shows a proof of the die made from this after removal of the head and substitution of the small New South Wales one for making the Ceylon octagonal values ("TASMANIA" and "SIXPENCE" can still be seen faintly outlined).



Fig.11.



Fig.12.



Fig.13.

Perhaps the most unexpected reprint of all turned up some years ago, from a previously unknown rejected die for the Newfoundland 3d. (Fig.14.). It will be seen that the left "3" was engraved quite crooked, and there are other minor differences from the accepted one. The absence of the frame surrounding the emblems is not so remarkable since, even on the final double die it was only outlined, being cut only on the final roller used for the plate.

-.3.See GB Journal 6/82 et seq.



Fig. 14.



Fig. 15.

Two further classes of reprint need to be mentioned. In the first are those found in colour on other watermarked paper. Those of the Barbados 6d. were contemporary colour trials, but those from the Queensland "Registered" die were pulled in 1909 (This die was also reprinted in small qualntities on other papers and on card). The second, and very rare, series are those pulled by the De La Rue Company on glossy white paper from the dies handed over to them when the contracts changed hands. The most interesting is the full margined one of the Tasmania 1/- (Fig. 15) showing how the frame was made up.

In all, I hope this has now cleared the air by showing that the sample proofs do notcome from the dies, but that many are technically very interesting as well as being visually attractive.

I am indebted to the Council of the Royal Philatelic Society, London, for permission to reproduce Fig. 2.

A SHORT BIBLIOGRAPHY

Easton, J. The De La Rue History of British & Foreign Postage Stamps. Faber & Faber 1958

Easton & Montresor,F.M. - Dies of the Queen Victoria Postage Heads Engraved by De La Rue for Surface Printing. London Philatelist 73, p.159.

Essay-Proof Journal (U.S.A. present address unknown; possibly defunct).

Fraser C. & Robson Lowe - The Die Proofs of Waterlow & Sons, Part 1, Great Britain & Empire, Christie's Robson Lowe 1985

Lowe, Robson - The British Postage Stamp, The National Postal Museum 1968

Pratt, R.H. The Perkins-Bacon Trade Sample Sheets of 1902 & Later, American Philatelist 82, pp.425,517,603.

Stone, J.W.M. - The Great Britain Dies Line-engraved by Perkins, Bacon & Co. G.B. Journal 6 pp89,116,136,154,169.
The Colonial and Foreign Dies of Perkins, Bacon & Co. 1847-85. Ibid.77, pp.198,224,248; 78,pp65,93,125,225.

sectioned. It is available from Smitsonian Books, 15 The Ridgeway, Flintwick, Beds. MK45 1DH and priced £4.50. Post free.

THE PHILATELIST

1661



1681



1794



1840



1957



PROGRESSIVE PROOFS OF DE LA RUE & CO.

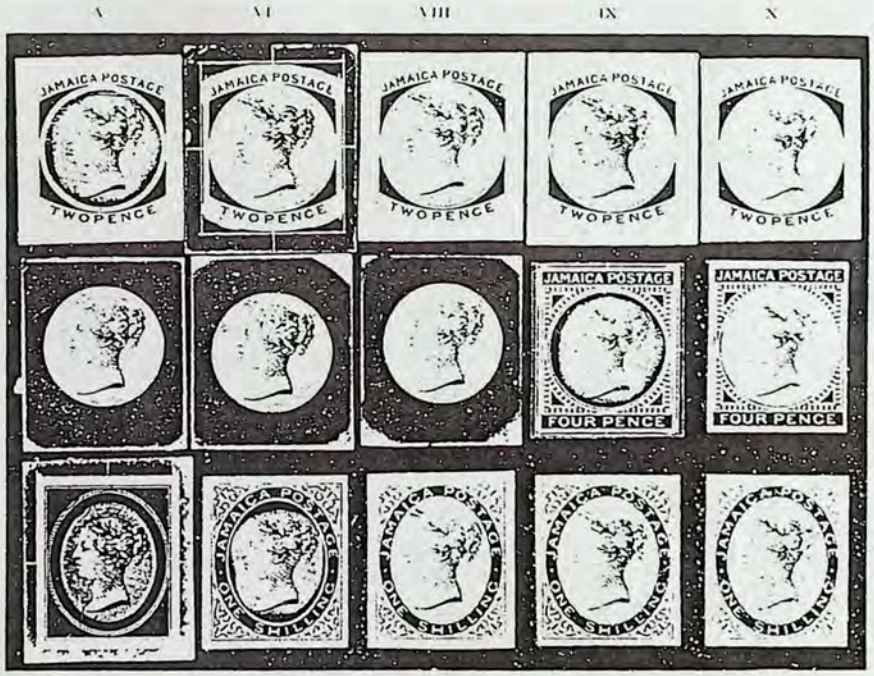

A selection of the Jamaican proofs described on page 304

Vol. 23 No. 11 AUGUST, 1957 Price 2/- Net
North America, 30c.

A Find of De La Rue Proofs

By ROBSON LOWE

A RECENT FIND† in Europe of an unusual collection of progressive proofs made from the 1860-65 De La Rue dies has revealed a series, most of which have been unknown to the writer up to this time. All are in black on glazed card unless otherwise described.

BAHAMAS 1863 ONE SHILLING

There are ten different states of the die, eight of which are illustrated:

(i) *Head only, solid surround.*

(ii) *Head only with double oval frame (the outer line broken), solid surround.*

(iii) *As last but solid surround reduced to the size of the stamp, horizontal lines added for the value tablet and the detail of the hair and diadem touched up.*

(iv) *As last but with border and frame to value tablet added (not illustrated).*

(v) *As last but with details of design added, details of scroll work unfinished.*

(vi) *As last but scroll work more complete, shading around the eye retouched, pineapple more clearly drawn.*

(vii) *As last but surround cleared and horizontal lines of shading substituted for the solid ground behind the scroll work in the lower part of the design.*

(viii) *As last but with solid ground behind lower scroll work restored and scroll work re-engraved.*

(ix) *As last but the finished die, the shading on the pineapple and the conch shell, as well as other parts, having been lightened.*

(x) *As last with the value added, the complete die (not illustrated).*



CAPE OF GOOD HOPE 1864

There are five different dies to consider, the first two of which are the master dies (with value tablet solid).

*(i) *The master die for the four pence value. This can be identified as the ring on the cross-bar of the anchor (which is just below the right hand of Hope) is an oval, like an "O". Note marks of the guide-lines in the solid surround.*

(ii) *The master die for the one shilling value. In this case the ring is broken at the right (and therefore like a "C"). Note the oval marks midway on each side in the solid surround.*

The master die of the one penny value is not included but it must have differed, for while the ring is a complete oval as in the four pence, the shape is different and the ring is more upright than in the higher value.

* Illustrated by the courtesy of Messrs. H. R. Harmer Ltd.

† We learn on good authority that this series of proofs was originally in the collection of the late King of Italy, Victor Emanuel II, who died in 1878.

JAMAICA 1860-63

One Penny. Proofs from this die are represented in three states, all of which are illustrated.

(i) *Horizontal shading around the head incomplete, the rim being irregularly solid.*

(ii) *Horizontal shading complete, the tips of the front leaves of the laurel wreath solid.*

(iii) *As last but the front leaves only solid in the upper half, the shading on the head and neck retouched. Apparently the complete design as issued.*



I II III XII XIV XV

Two Pence. Proofs from this die are represented in eight states, seven of which are illustrated. The first three proofs are obviously printed from the same die but they provide an interesting problem which the writer has not been able to solve.

(iv) *Solid surround with guide lines, horizontal shading around head incomplete and solid towards the edge.*

(v) *As last but with solid surround removed.*

(vi) *As* (iv) *but with horizontal shading complete. The tips of the front laurel leaves are shaded.*

The problem is one that I do not recall having seen before. The head of state (v) obviously precedes that of state (vi), yet the surround of the latter obviously precedes the former. The only explanation that would appear logical is that the surround was masked in state (v) but there is no indication of a mask which, however thin, one would expect to indent the margin of the proof.

*(vii) *As* (vi) *but with surround clear.*

(viii) *As last but with the shading removed on the profile, lessened on the base of the neck and the hair and chignon lightened.*

(ix) *As last but the shading on the chignon lightened and that on the neck stronger.*

(x) *As last but the shading on the laurel leaves greatly reduced.*

(xi) *As last but the shading on the neck rather lighter. The complete design as issued (not illustrated).*

Three Pence. Proofs from this die are represented in five states, all of which are illustrated.

(xii) *With solid surround, head unfinished, notably in the wreath and chignon.*

*(xiii) *As last but with surround cleared.*

(xiv) *As last but with wreath (short front leaves) and chignon redrawn.*

(xv) *As last but with long front leaves (tips extend to the rim of the oval), shading on the neck lighter.*

(xvi) *As last but the centre of the leaves more clearly defined, shading on the neck extended and dashes added above and below the ornaments in the oval containing the inscription. The completed design as issued.*

Fourpence. Proofs from this die are represented in seven states, all of which are illustrated.

(xvii) *Head only with solid surround.*

(xviii) *As last but with less shading on the leaves and more on the front of the face.*

(xix) *As last but with shading on the leaves and the face generally reduced.*

(xx) *Complete design with solid surround, horizontal shading of the background incomplete and solid around the edge. The four triangles solid.*

*(xxi) *As last but the horizontal shading complete, the tips of the laurel leaves are shaded and dark.*

(xxii) *As last but the laurel leaves are light and the shading on the hair is less.*

(xxiii) *As last but with the corner triangles shaded. The complete design as issued.*

* Illustrated by the courtesy of Messrs. H. R. Harmer Ltd.

IV VII XIII XVI XXI



XXIII XXIX XXXV XXXVI



XXIV XXVI XXVII XXVIII

Sixpence. Proofs of this die are represented in six states, all of which are illustrated.

(xxiv) *With solid surround, horizontal shading of the background incomplete and solid toward the edge of the hexagon.*

(xxv) *As last but with cleared surround (not illustrated).*

(xxvi) *As last but with horizontal shading complete, a curious flaw on the mouth giving the appearance of a hare lip, lower left corner of the frame damaged. Note: A pencil mark indicated to the engraver that the mouth and the leaves needed attention.*

(xxvii) *As last but the lower left corner retouched and repaired.*

(xxviii) *As last but with the hare lip removed and mouth redrawn, leaves partially retouched.*

*(xxix) *As last but leaves and hair retouched. The complete design as issued.*

One Shilling. Proofs of this die are represented in seven states, all of which are illustrated.

(xxx) *Head only with solid surround and inscription, oval lines drawn to contain the inscripton.*

(xxxi) *Complete design, horizontal shading of the background incomplete and solid towards the edge of the oval.*

(xxxii) *As last but the horizontal shading complete, tips of the front laurel leaves solid.*

(xxxiii) *As last but the front laurel leaves retouched, the upper part of each leaf solid.*

(xxxiv) *As last but the laurel leaves lightened, the shading on the front leaves being almost entirely removed.*

(xxxv) *As last but the curl on the chignon partly redrawn.*

(xxxvi) *As last but the curl further redrawn and lightened. The complete design as issued.*

[To be continued]

Note: See front cover for the remainder of the Jamaica illustrations.

* Illustrated by the courtesy of Messrs. H. R. Harmer Ltd.

Jul 1920

Charles Henry Jeens, Engraver—His Life and Work.

By LOUIS E. BRADBURY.



CHARLES HENRY JEENS.

MY readers may have noticed that some interesting artists' proofs of stamps were offered for sale by auction at Messrs. Puttick and Simpson's rooms on the 2nd and 3rd of December last, and described as the work of Charles Henry Jeens. The proofs in question occasioned considerable competition, and some of them realized high prices.

I thought it might be of interest to my fellow-members to find out some details regarding this artist, whose name even may be unknown to the majority, hence this paper.

Charles Henry Jeens was born at Uley, in Gloucestershire, in 1827, and educated at Nibley Academy. He came to London as a pupil of Mr. Brain, an engraver of Islington, and subsequently studied under the more celebrated engraver William Greatbach.

After his marriage he resided at Camden Town until his death, in 1879, at the early age of fifty-two.

Jeens' first plate was begun in 1848, and it is interesting to note that in *The Athenæum* of 1st November, 1879, he is reported to have engraved the postage stamps of Bahamas, South Australia, Queensland, St. Vincent, and Antigua.



1



2



3



4



5



6



9



7



8



11



10

As a result of the sale I have got into communication with Mr. Jeens' niece, Mrs. Dann, and her husband, Mr. Henry C. Dann, *who have not only lent me many of the interesting exhibits I now display*, but have afforded me a good deal of information about the late Mr. Jeens, with whom Mrs. Dann resided for some time prior to his decease.

Mrs. Dann well remembers Mr. Jeens doing engraving work for Messrs. Perkins, Bacon and Co., and whilst it is pretty certain he did engrave the dies for Bahamas, South Australia, St. Vincent, and Antigua, he may well have done work in conjunction or collaboration with William Humphrys on other British Colonial Stamps.

Of the five colonies mentioned in *The Athenæum* notice, the head of Queensland is reported to have been engraved by Jeens, but it is well established that this particular piece of work was done by William Humphrys.

The vignette heads of Natal, Bahamas, Grenada, and Queensland are supposed to be identical, but as will be seen on a closer examination of the proofs now submitted, this is not the case. Apparently they have all been separately engraved, in proof of which I would ask the Fellows to compare, as a prominent point of difference, the ear-rings, and more particularly those on the left side, which are clearly dissimilar.

It is possible that the Natal head was also engraved by Jeens, as the half-finished die now exhibited (see illustration 11) was found amongst his effects at his decease, and was one of the objects sold at Messrs. Puttick's. The beautiful shading on the left side of the neck should be noticed in comparison with Humphrys' Queensland die proof.

The items offered at the sale above referred to comprised proofs of Great Britain Electric Telegraph stamps of 1861 (see illustrations 7 and 9), Ionian Isles (see illustrations 1 and 3), Ceylon 1857 (see illustration 2), Newfoundland seal and codfish 1866, Antigua 1862, Bahamas (query Natal 1859) (see illustration 11), St. Vincent 1861, St. Lucia 1860, British Guiana 1860, and Fiscals 1866, Canada head of 1868, Chili 1853, New South Wales head of 1854 (see illustration 4), South Australia head of 1867 (see illustration 6), Barbados 1852, Trinidad 1851, Belgium various 1865 (see illustration 10), and St. Helena 1856 (the latter of which was unfortunately lost before the auction). It is known that some of the above were engraved by William Humphrys and others, so that some of these proofs *may* have been lent to Jeens to copy for bank-notes, a good deal of work on which he did for Messrs. Perkins, Bacon and Co. and others.

The Ceylon head was engraved from a water-colour drawing by E. H. Corbould, for whom it is known Jeens did work. The same head as on the Ceylon stamps was used for the Ionian Isles. I exhibit an interesting proof showing the insertion of this head, together with the finished article.

Jeens undoubtedly did work for American firms, as will be seen from the Paraguayan bank-note now shown, on which Jeens did the vignettes. It is believed he also did work in connection with the stamps of the United States of Colombia as may be seen from the specimens of engraving, which from their similarity may well have been the foundation for the centres of many of their stamps.

Jeens also did work for The National Bank Note Co. of New York, and it is fairly certain he engraved the Vignette heads of at any rate the 5 c. and 24 c. of

U.S.A. 1861 as will be seen from the engravings of these particular heads now shown (see illustrations 5 and 8).

To J. Wiener is attributed the engraving of the first Belgium stamps of 1849. The first two letters at the end of this paper passed between the said J. Wiener, his brother Charles, and the late Mr. Jeens, and seem to prove that Jeens did some work at any rate on the 1 franc of 1865, if he did not actually engrave the vignette (see illustration 10). The pages of proofs exhibited seem to relate to the " new process " referred to in the correspondence.

The South Australian heads for the 4d. and 2s. stamps of 1867 are interesting from the wax and metal impressions I now pass round and which were found amongst the late Mr. Jeens' effects after his death, and which were probably given to him to copy the design.

In like manner the engraving shown of the crowned head of Victoria *may* have formed the foundation for the stamps of the Bahamas-Natal series.

Dealing with Jeens' art outside philately, he appears to have done his best work for Messrs. Macmillan and Co., with whom he was connected for many years. The exquisite vignettes which adorn the well-known " Golden Treasury Series " were engraved by him, and he also executed a large number of portraits for them. A volume containing specimens of these will be found in the print room of the British Museum.

Jeens was closely associated with the great artists and literary men of the mid-Victorian era, as is proved by the series of interesting autograph letters (now passed round) from Sir J. E. Millais, Noel Paton, Ruskin, F. T. Palgrave, John Bright, Sir Samuel Baker, Coventry Patmore, John Forster, J. A. Froude, Charles Gibbon, John Gibbon, Tyndall, Tom Taylor, A. Hughes (author of *Tom Brown's Schooldays*), Holman Hunt, Thomas Woolmer, and W. E. Gladstone, some of which are printed at the end of this paper and all of which tender unanimous praise for the delicacy and beauty of his work.

Amongst the most important engravings which he executed were :—

" Parents of Christ seeking Him " (regarded as his masterpiece),
" The Reverie," after Sir John Millais,
" Joseph and Mary," after E. Armitage, and
" Lady Hamilton (Spinning Wheel) "after Romney.

An account of Jeens' life is given in Bryan's *Dictionary of Painters and Engravers*, by G. C. Williamson, 1904, also in the *Dictionary of National Biography*, by Sidney Lee, 1892, both of which refer, amongst other things, to his work on postage stamps.

I cannot do better, in closing my paper, than by reading Jeens' biography from the *Encyclopædia Britannica*, as follows :—

" Pure line engraving is still practised by a few artists in England and France. Mr. Jeens is a direct descendant of the great line engravers and will take high rank in the future by the perfection of his drawing and the good taste with which he has used the burin in shading."

I desire to thank the President, the Vice-President, Mr. Anthony De Worms, Mr. R. B. Yardley, also Messrs. W. J. Webster, Charles Nissen, Frank Godden, George Loverius, and T. Allen in addition to Mr. and Mrs. H. C. Dann for their kind assistance and loans of specimens for the purpose of this paper and display.

10th August, 1863.

MY DEAR SIR,

I am much obliged for your kind offer concerning the head for the postage stamp. Ever since I have had the die I have been working on it myself, and when I have finished I shall do myself the pleasure of sending you a proof.

I thank you for the drawing that you have been so good as to send me.

When you come to this neighbourhood I much hope that I shall have the pleasure of a visit. I shall be delighted to make your acquaintance.

I remain,

Yours sincerely,

J. WEINER.

. . . I have communicated your letter to the Postmaster-General, and most likely we shall adopt the system you speak of, viz. steeled electroplates, but before altering entirely the stamp I wish you to ask Mr. Jeens whether he should like to alter our actual stamp in touching it up and making it better for the 1 franc type, for most probably all the types will be of the same new engraving and they want one more plate of this actual type but better done.

I shall leave partially to Mr. Jeens for altering the actual die and I will communicate to you a few remarks. If Mr. Jeens would undertake this job, of what I have no doubt he will, I will send over our type with a few good proofs, but it must be done in a fortnight after the order, and I will pay him for that 300 francs (viz. £12).

Just tell this to Mr. Jeens and let me have an answer by return of the next post, for I am in a great hurry to answer the Postmaster-General's question. . . .

J. WEINER.

33 GEORGE SQUARE, EDINBURGH,
June 22nd, 1870.

MY DEAR SIR,

Your reproduction of my little drawing of Psyche is quite exquisite, and leaves nothing to be desired. Will you kindly see that a few proofs of it are sent to me by and by?

Meantime, believe me, Sir,
Very faithfully yours,
NOEL PATON.

CHARLES H. JEENS, ESQ.

BOWERSWELL, PERTH, SCOTLAND,
2nd October, 1870.

DEAR SIR,

I have corrected the proof sent which I see you have taken great pains with. I only see a little want of softness which may be added. Indeed, if it were printed on less white paper the effect would be improved. Please send me four proofs here.

Yours very truly,
J. E. MILLAIS.

5 York Gate,
17th July, 1867.

My dear Sir,

I am very sorry that you had the trouble of calling to no purpose and that I missed the pleasure of seeing you.

It was, however, a premature move on Macmillan's part. We hope you will undertake a small line engraving (about 3 i. × 2 i.) for the title page of a story book which I want to publish, but as the picture to be engraved (a little girl standing and measuring her height against the wall) is still in the Academy, nothing can be done at present.

When the Academy closes, A. Hughes (the artist) will, I believe, fetch the picture away to put in some finishing touches. I hope you may then be able to talk with him as to the mode in which it should be treated in line, and I shall then much like to hear your views. Something like your beautiful vignette to Woolner's poem (only not dealt with as a vignette) is what we should like.

I have put your name down among the (very few) living English engravers for specimens of whose work there will be room in the Leeds Exhibition of 1868.

Ever truly yours,
F. T. Palgrave.

Brantwood, Coniston, Lancashire,
5th September, '78.

Dear Mr. Jeens,

Nothing could possibly be more admirable in itself or more satisfactory to me than the two portraits as I see them in the last proof, and I enclose cheque with my best thanks, and the sincerest wish for the continuance of your restored health.

Most gratefully yours,
J. Ruskin.

Corpus Christi College, Oxford,
Monday 25th November, '78.

My dear Sir,

I ought to have written on Saturday to thank you very sincerely and earnestly for the help given me, both by your own lesson and by the marvellous engravings you entrusted me with. For the additional kindness of your letter to-day I hardly know what to say, except that I hope you will derive some pleasure from my fervent acclamation of your work and the extreme interest taken in it, and in the subject it illustrates, by my pupils.

Ever gratefully yours,
J. Ruskin.

Charles H. Jeens, Esq.

11 Carlton House Terrace, S.W.,
March 18th, '69.

This is very beautiful.

It is difficult to judge minutely without the original.

I do not know whether the lower part of the figure of Thetis, say from the thigh downwards, requires to be a little lengthened. Perhaps the drapery may not get as fully marked. But I repeat that so far as I can judge the work is beautiful and most satisfactory.

W. E. Gladstone.

De La Rue Substituted Clichés

By Marcus Samuel

Before inserting a new cliché into an electrotyped plate, the slot to receive it and the cliché itself would require to be cut with great accuracy to maintain the alignment. The thickness of the new cliché would have to be close to that of the others on the plate. I believe that I have spotted a method by which some replacement clichés were prepared, at least during the period 1883-1903.

The De La Rue Punch Book covering that period records the numbers of leads struck from the dies for the construction of new British Colonial Stamp printing plates and the states on which they were struck. In nine instances, six additional leads were struck **for repairs** and from time to time a few were made **for experiments.** Regarding the leads struck for repairs, it could have been difficult to store these delicate pieces of impressed metal or plastic until the time (if ever) they were required. It would have been preferable to keep electrotypes made from them. Accordingly I suggest that the six extra leads were clamped together in a row and electroplated in the same bath and at the same time as the printing plate. The character of all the clichés would then be identical.



I further suggest that the six leads for repairs were clamped together in a horizontal row of six before plating. We now have a link with the strip of six imperforate plate proofs of various contemporary British Colonial stamps, in the issued colours, which used to appear on the market but which have mostly been cut into singles. These proof strips have two unusual features. They had the appearance of having been cut from the bottom left corner of the sheet. They had completely blank top margins and circular plate numbers printed on their lower margins, but were not always in the positions used on the issued stamps. One may surely assume that these abnormal strips were printed from the small electrotype plates with marginal rule attached at left and at foot. The strips were probably printed soon after the small plates were made. There may well be information on this matter hidden in the De La Rue archives or perhaps it was one of their secrets.

The printers may well have kept the strips as colour standards; not being issued stamps, there would have been no need to account for them.

The information below was extracted from the Punch Book and from another source. Note that one would expect to find die proofs marked BEFORE STRIKING and AFTER STRIKING close to these dates.

Extracts from De La Rue book of black die proofs which records leads struck from the dies, generally 60 plus extra

1893	British Guiana	6 extra for repairs
1893	Trinidad	6 extra for repairs
1894	Indian Rupee values	3 extra for die register
1897	Nyasaland 1d. to £10	6 extra
1897	Sudan frame and vignette	2 extra
1899	Nyasaland ½d.	6 leads for repairs
1900	Southern Nigeria ½. to 10/-	2 extra
1901	Transvaal Revenue 2/6d., etc.	2 extra
1901	K.E. VII key plates I & II	6 extra
1902	Bermuda Dockyard	2 extra
1902	Hong Kong frames	2 extra
1902	Hong Kong 2c. & 5c.	6 for experiment
1902	Cyprus head	6 extra
1902	Gibraltar head	6 extra
1902	Malta ½d. & 1d.	6 experiment plus 2 extra
1902	Malta 2d. to 5/-	2 extra
1902	Somaliland ½a. and 1R.	2 experiment plus 2 extra
1902-03	St. Kitts-Nevis vignette (high values)	6 experiment plus 6 extra
1902-03	St. Kitts-Nevis vignette (low values)	6 colour scheme plus 6 extra
1902-03	St. Kitts-Nevis ½d. & 1d. frame	6 experiment plus 2 extra
1903	Antigua head, vignette, ½d. & 5/- frames	6 experiment plus 2 extra
1903	Dominica 5/- frame	6 colour scheme plus 2 extra
1903	Montserrat vignette & ½d. frame	6 colour scheme plus 2 extra
1903	Falkland Islands (recess!)	4 for colour scheme

Information obtained from another source on number of leads struck from De La Rue dies, generally 60 plus extra

1889, July 12th	Colonial "Postage/Revenue" key die	60 + 6 extra for repairs
1890, April 26th	As last	60 + 6 extra for repairs
1890, April 26th	Colonial "Postage/Postage" key die	60 + 6 extra for repairs
1890, Feb. 21st	Colonial "Postage/Postage" key die	60 + 6 extra for repairs
1890, May 29th	Colonial "Postage/Postage" key die	60 + 4 extra for repairs
1893	British Guiana	60 + 3 extra plus 6 extra for repairs
1893	Trinidad	60 + 3 extra plus 6 extra for repairs
1894	India Rupee values	60 + 3 extra for die register
1897	Nyasaland 1d. to £10	60 + 6 extra
1897	Sudan frame & vignette	60 + 2 extra
1899	Nyasaland ½d.	60 + 6 leads for repairs
1900	Southern Nigeria ½d. to 10/-	60 + 2 extra
1901	Edwardian key dies I & II	60 + 6 extra
1902	Bermuda Dockyard	60 + 2 extra
1902	Hong Kong frames	60 + 2 extra
1902	Hong Kong 2c. & 5c.	6 for experiment
1902	Cyprus head	60 + 6 extra
1902	Gibraltar head	60 + 6 extra
1902	Malta ½d. & 1d.	60 + 6 for experiment plus 2 extra
1902	Malta 2d. to 5/-	60 + 2 extra
1902	Somaliland ½a. and 1r.	60 + 2 experiment plus 2 extra
1902-03	St. Kitts-Nevis vignette (low values)	60 + 6 colour scheme plus 6 extra
1902-03	Ditto, vignette (high values)	60 + 6 experiment plus 6 extra
1902-03	Ditto, ½d. & 1d. frames	60 + 6 experiment plus 2 extra
1903	Antigua head vignette ½d. & 5/- frames	60 + 6 experiment plus 2 extra
1903	Dominica 5/- frame	60 + 6 colour scheme plus 2 extra
1903	Montserrat vignette & ½d. frame	60 + 6 colour scheme plus 2 extra
1903	Falkland Islands 3/- (recess!)	4 for colour scheme

Thenceforward 2, 4 or 6 extra but no further reference to experiments or to colour schemes.

A Half Century of Engraving

By A. LOINES PEMBERTON

BORN on the 2nd August, 1876, at Peckham, Leonard Vincent Phillips was the son of Alfred and Eleanor Phillips, one of a family of eight. He was apprenticed to Messrs. Thomas De La Rue & Co. in 1894 where he worked under a Mr. Turner for five years, at the same time attending the Blackheath Art School in the evenings. He was a surface engraver* to the firm of De La Rue until 1952 and died on the 6th April, 1954, at Sanderstead. The following details of his work are taken from his personal books which include the actual stamps and, in a few instances, illustrations of all his engravings. His earliest stamp work was the engraving of the vignettes for the Tasmanian pictorial set of 1899. Other pictorials which were engraved by him include St. Lucia (1902) *"The Pitons"*, Kedah, Zanzibar, South Africa, New Zealand, Egypt, Jamaica, Cook Islands, British Guiana, Malaya, Newfoundland, Brunei and Sudan (1951), covering a period of fifty-one years.



Phillips at work copying the Fuchs Edwardian Head



Edwardian Head after Fuchs engraved by Phillips

Many of the early twentieth century pictorial type colonials were his work and he seems to have had a penchant for ships—Barbados (1906) *"The Olive Blossom"*, Bermuda, Turks Islands, Grenada, Zanzibar and others.

It is interesting to note that he engraved two St. Kitts stamps depicting Columbus looking through a telescope—a well known anachronism. A large number of the conventional King Edward VII, George V and George VI heads were his work in a variety of design and size. His engravings feature the stamps of twelve foreign countries, among them the Panama issue of 1934, Commemorating the 25th Anniversary of The Establishment of the First National Institute, for which issue he engraved the 1c., 5c., 10c. and 12c. The leading catalogues list these stamps as having been printed by Messrs. Perkins, Bacon & Co. which appears to be an error.

The books include a few proofs of Edwardian and George V heads which were not actually used on stamps, but may have been used on bank notes. The larger part of his work consists of designs which were not connected with stamps in any way, some were no doubt used for bank notes, some for playing cards and other purposes. The books contain some beautiful and attractive engravings and it would be interesting to know to what purpose they were put.

For the record a complete list of the stamps in these books follows. For convenience Messrs. Gibbons' type numbers are used.

British Colonies

Antigua 1903-9 Type 4.
Bahamas 1920 Type 16; 1938-52 Type 20.
Bahawalpur 1948 Type 3.
Barbados 1906 Type 9; 1912 Types 11, 12 and 13; 1916 Type 14; 1921 Type 18.
Bermuda 1902-3 Type 13.
British East Africa 1903 Die Proof of essay King Edward VII in oval with lions and spears (similar to Type 15) in black. Unfinished.
British Guiana 1913-21 Type 37; 1931 Type 42.
British Honduras 1921 Type 21.
[1]Brunei 1924-27 Type 6.
[2]Cayman Islands 1921-26 Type 19.
Cape of Good Hope 1902-4 Type 22, frame only.
Cook Islands 1932 Types 22 and 24.
[2]Falkland Islands 1904-12 Types 7 and 8; 1912-20 Type 9.
[2]Gambia 1922-27 Type 10.

* Some of his work was recess. 1. Vignette only. 2. Head only.



Essay for Iraq





Phillips engraved the vignette used for the accompanying Newfoundland essay



Unfinished Jamaica 10/-



A Tongan essay

[2]Gibraltar 1938-51 Type 14.
Grenada 1906 Types 24 and 26.
[2]Hong Kong 1938-52 Type 29.
India 1937 Type 100.
Jamaica 1903 Type 14; 1919-21 Types 23, 24 (border only), 26, 28, 29, 30 and 32; also Type 34 unfinished imperf. proof in black. (Head and supporters only.) 1921-29 Type 36; 1929-32 Type 41 (Die I); 1932 Type 44; 1938-52 Type 53.
Kenya 1922 Type 6.
[2]Leeward Islands 1938 Type 14.
Malaya (Straits Settlements) 1903-04 Types 39 to 42, 48, 49, 50 and 52 (frames only); 1937-41 Type 58.
[2]Johore 1949 Type 34.
Kedah 1912 Types 1[1] and 2; 1950 Types 7 and 8.[1]
[1]Negri Sembilan 1935-41 Type 6.
Pahang 1935-41 Types 7 and 8;[2] 1950 Die Proof in black of essay similar to Type 8, but with different head of Sultan. Unfinished.
[2]Perak 1935-37 Type 37; 1938-41 Type 38.
[1]Selangor 1935-41 Types 22 and 23; 1949 Type 25.
Trengganu 1949 Die Proof in black. Unfinished.
Malta 1899 Types 6 and 7;[1] 1922 Type 23.
Mauritius 1938-41 Types 46[1] and 51.[2]
[1]Montserrat 1903 Type 4; 1916 Type 8.
Newfoundland 1923 Types 73, 76, 77, 80 and 85; 1928 Type 88, Types 90 and 91 (frames only); 1933 Type 131.
New Hebrides 1911 Type 5.
New Zealand 1920 Types 63, 65 and 66;[1] 1935 Types 81, 82 and 87.[1]
Nigeria 1936 Types 3, 8 and 9 (view only).
Nyasaland 1938 Type 19.[2]
St. Helena 1903 Types 11 and 12; 1912-16 Type 14 and frame of Type 20.
St. Kitts-Nevis 1903 Type 1; 1920 Type 4 (Columbus only).
St. Lucia 1902 Type 11; 1936 Type 20.[1]
St. Vincent 1913 Type 19.[2]
Sierra Leone 1912-16 Type 14.
Sudan 1948 Type 25; 1951 Types 36[1] and 41 to 50.[1]
[2]Swaziland 1938 Type 3.
[1]Tasmania 1899 Types 22, 23, 26, 28 and 29.
Tonga. Proof of an essay in black 1½d. with King's head.
Turks and Caicos Islands 1900 Types 35 and 36;[1] 1909 Type 37; 1922-26 Type 44; 1928 Type 45.
Zanzibar 1908 Type 28; 1913 Types 29 and 30.

Foreign Countries

Czecho-Slovakia 1945 Type 81. An essay in blue with an "M" in each square at foot —"Ceskoslovensko" above and portrait of Masaryk in a peaked cap facing half right.
[1]Dominican Republic 1936 ½c. (de Caceres), 7c. Type 80 and 10c. (Del Monte).
Ecuador 1936 Type 154.
Egypt 1914 Types 28 to 38.
France 1944 Type 215.[2]
Greece 1935 Type 70 and 50 dr. Bellerophon on Pegasus; 1946-47 imperf. 20 lep. cherry red as Type 120 and 50 dr. dark red, infantry and tanks.
Guatemala 1929 Types similar to 91, 81, 38, 31, 89, 34 and 99.
Jugoslavia 1924 Type 46 (frame only).
Norway 1943 Type 60.
Panama 1934 Types 93, 94 and 95 and also 120 (J. A. Facio) imperf. plate proofs in issued colours.
Portugal 1926 Type 75; 1927 Type 82 and 3c. (frame only); 1928 25c. (Gualdim Paes) and 4.50 Esc (Matias de Albuquerque).
Turkey 1948 Type 166 imperf. proof in black.

1. Vignette only. 2. Head only.

THE PHILATELIST

1661



1681



1794



1840



1958



A NOTABLE ENGRAVER of POSTAGE STAMPS



LEONARD VINCENT PHILLIPS
1876-1954

This engraver, whose name was unknown to philatelists, was employed by De La Rue & Co. for nearly fifty-eight years.

The first stamps he engraved were the Tasmanian pictorials which appeared in 1899, the last were the Sudanese which were issued in 1951.

A full list of the designs engraved by Phillips appears on pages 226-28.



The central design used for the New Zealand Victory 1d. stamps of 1920

Vol. 24 No. 8 MAY, 1958 Price 2/- Net
North America, 30c.

BY APPOINTMENT
TO HER MAJESTY QUEEN ELIZABETH II
STAMP DEALERS

CHAS. NISSEN & Co LTD

ESTABLISHED 1894

SPECIALISTS IN
THE STAMPS OF
GT. BRITAIN AND
THE BRITISH EMPIRE

65 VICTORIA STREET
LONDON, S.W.I

TELEPHONE: ABBEY 6306

COLLECTIONS AND
RARE STAMPS
PURCHASED FOR CASH

10th June, 1963.

Very many thanks for your letter of the 7th inst. and for cheque value £7.10.0 enclosed.

I have pleasure in sending herewith the Orange River Colony Die Proof. I enclose as well a selection of Colonial Head Dies with one or two other items, which you may find attractive.

Do you by any chance collect the original artists' proofs and drawings done by hand of issued designs and essays for the Colonial stamps as well as Great Britain?

You remember purchasing from me the Perkins Bacon background sheet. It has now been discovered that No.22 is the background for the G.B. essays illustrated in Bacon's Line Engraved of Great Britain, Plate XIII Nos. 85,88,92 and 96.

With kind regards,

Yours sincerely,

H. Nissen


ONE
5

PERKINS BACON SHEET.

We have been able to trace the background designs for the following:-

No 7. 1st Issue New Zealand (SG Type 1)
1st Issue Chile (Pl. XL No.2)

8. Essay for 1860 issue St.Vincent (Pl.XV No.2)
Essay for 1st issue Bahamas (Pl.XXVII No.4)
Essay for Br.Honduras (Pl.XLV No.1)

11. 1855 Issue Tasmania (SG Type 3)

16. 1857 Peru (PSN Co) (SG Type 1)
1st Issue Ceylon (SG Types 1 & 4)

21 Essay for South Australia 9d 1860 (Pl.X No.8)
Die Proof of 9d 1860 " (Pl. X No. 10)
South Australia 9d 1860 (SG Type 4)
1/- Tasmania 1858 (SG Type 8)

~~22~~ Essay for P.S.N.C. (1847) (Pl.XXXVIII No.2)

22. 1875 Issue of Grenada (SG Type 5)
1861 Issue of Bahamas 4d & 6d (SG Type 2)
Costa Rica 5c & 10c (Pl.XXXIX No.6 & 7, Pl.XL No.2)

23. Antigua 1862 (SG Type 1)
Queensland 1860-61 (SG Type 1)
South Australia 1855 (SG Type 1)
Turks Islands (SG Type 1 Head)

The plates referred to are those in the two volumes of "Perkins Bacon Records" which we can supply for £6/6/- postage extra3/3. The book also contains enlarged illustrations of many of the stamps mentioned above.

diesen Raum. Aus Sicherheitsgründen
rutschgefahr bei nassen Stellen In den
gen) das Haus nur mit Haus- oder
an Schuhen betreten.

8/72

KG6 PROOFS of the BVI

by Frank R. Saunders

Die proofs and plate proofs are well known to collectors, and some remarkable examples of these are to be found among the earlier West Indies stamps. But there is another kind of proof, less well-known to collectors--the 'workshop proof'. Whereas the die proof is an official test of the efficacy of the die, and the plate proof an official test of the suitability of the plate, the 'workshop proof' is an unofficial test of registration of impression and color made before a printing run is carried out. 'Workshop proofs' are thus 'waste paper' and as such should be destroyed in the workshop, and indeed this practice is adhered to so strictly that virtually the 'workshop proof' is unknown to the collector.

However, in the year 1952 a batch of 'workshop proofs' escaped from the printing works of Messrs. De La Rue. The 'escape' was obviously illegal, no doubt the work of a dishonest employee who saw an opportunity of turning an 'honest' penny for himself. He must have found a none-too-honest broker to handle his ill-gotten goods, since in time they cropped up in the occasional collection and even in an advertisement of one dealer. In a collection that was sold to an honest dealer, there were about a dozen of these 'workshop proofs', quite strange to him. Knowing that I was interested in things appertaining to King George VI, the dealer offered them to me at a ridiculously cheap rate on an 'as is' basis, which I quickly accepted.



It was quite obvious that whatever their intent or origin, they had emanated from the original die or plate, presumably the latter as some of them bore portions of other printed stamps on the face or on the back. Some ten years later, a much larger batch of 'proofs' came up for auction, and the existence of multiples confirmed their origin as the plate. In the main they were printed on a thin green paper, though one or two were on white paper, and one was on a grayish-green surfaced, white-backed card. They were in the issued color of a stamp, and the bulk of them consisted of frames, centers, whole designs, and occasionally wrong combinations of designs, of the Kenyan color changes and new values issued in April 1952. All were items that had been issued between February and November 1952, which seemed to pinpoint the date of 'escape', and all were productions of De La Rue.

Among the original small batch that I obtained, were two examples from the April 1952 new definitive set of the Virgin Islands. One, on thin green paper, consisted of the frame of the 5/- in sepia-brown in conjunction, to form a whole but false design, with the center of the 60¢ in sage-green. The other on grayish-green faced, white backed card, was of the frame only of the $1.20 value in blue. (See illustration above). Although I have kept a sharp eye open for the emergence of more of these, particularly of other values, thus far, apart from two more copies of the $1.20, no further examples of the Virgin Islands 1952 set have come to light.

The scarcity of any type of King George VI proof material is such that phoney 'waste' of this sort gains enhanced value. I have tried to make a census of this material and would welcome information of other items, not necessarily of the West Indies, from any member possessing such material or having knowledge of its type and whereabouts. Send your information either directly to me or in care of our Editor. Your cooperation will be greatly appreciated.

D. Tel. 3/6/71

Some dealers believe the De La Rue collection should be placed in the National Postal Museum, writes **Joe Irving.**

De La Rue sells unique stamps

A LEADING British "security" printing company has drawn criticism from the world of philately. Some stamp dealers are dismayed at what they fear to be the piecemeal sale of one of the most unique and valuable collections in the country.

It is said to be an irreplaceable national asset which should be kept together and placed in permanent State keeping. The National Postal Museum, London, is suggested.

The collection is held by De La Rue and consists mainly of artists' drawings, "essays" and proofs submitted to customers for approval before printing, besides issued stamps. It is collated in 83 loose-leaf albums, most of the items being duplicates of originals sent to clients over the years. Many of the originals have been lost so that the copies are now unique.

The material relates to almost every issue of stamps in which De La Rue was concerned between 1855 and 1965 as a printer for governments all over the world. The collection was lodged with the National Postal Museum for two years until the bulk of it was returned to the company about a year ago.

From one source or another—designers' families, copies "lost" from official and company archives—printers' trials have been traded on the market for many years.

The market began to quicken about 10 years ago, and recently there has been a marked increase in activity. Last year turnover of Robson Lowe of Pall Mall, leading international stamp auctioneer, totalled about £3 million, of which trials accounted for about £200,000. This year the later figure is likely to be at least 50 p.c. higher and could double.

Behind the upsurge in the number of proofs coming onto the market is the high prices they are fetching at world auctions. The price escalation in turn is caused by the large numbers of people turning to stamp hoarding not so much as a hobby as an investment and hedge against inflation.

The extent to which soaring prices is taking even the trade by surprise is indicated by a sale of British colour trials held last week by Robson Lowe. A private collection including De La Rue items which was expected to fetch £28,000 realised £49,000.

De La Rue is reticent about the possible value of its collection, but it is believed in the trade to be worth around £3 million. The company says that the collection cannot be accurately valued as many items could possibly fetch more than expected and others less.

The collection is not accounted for in the company's stated assets. Indeed, some shareholders could be unaware of its existence.

De La Rue readily admits that it is placing items on the market, but says that the amount is small and proceeds from sales insignificant in balance-sheet terms.



A block of eight 1901-02 De La Rue plate proofs from a private collection sold by Robson Lowe for £105 on May 25.

Nevertheless, the company is not so acutely overburdened with cash that it would not welcome any contribution to the kitty, however small. At the last published count, bank loans and overdrafts were shown to be up from £8 million to £16·7 million, while bank balances and cash had fallen from £6·4 million to £2·9 million. The situation has since been eased by a £3·9 million rights issue. The next annual results are due early next week.

Of the proof disposals a company official said: "The items we are releasing relate to former British colonies which are now independent. We are not disposing of any of countries for which we are still printing stamps, and with anything that we do release we are taking great care. We do not want to upset our customers or people in the trade."

Robson Lowe, which conducts about 100 stamp auctions a year in the world's major centres, confirms that it is selling De La Rue items, but like the company declines to disclose the quantity other than that it is small.

De La Rue stresses that the only items it is selling are those that are duplicated. This is disputed by dealers, one of whom is Kenneth Sergeant, of Eastbourne.

On the company's assurance that only duplicated items are being put on the market the following is interesting:

On April 13 Robson Lowe held a sale in London of British West Indies stamps. One of the items sold was a *hand-painted* Grenada 1887 essay in blue, green, yellow and white. Estimated before the sale to be worth £275 it fetched £575.

This essay is illustrated in the "De La Rue History of British and Foreign Postage Stamps 1855-1901" by John Easton (Faber and Faber in 1958) as being part of the company's collection.

Another sale, this time of Ceylon (now Sri Lanka) issues, is to be held on June 8. Lot No. 130 is a 32 cent. 1872-80, again hand-painted, essay in blue on a thick buff card. An illustration of this essay appears on plate 23 of the De La Rue book. Lots 142, 143, and 144 are 5, 10 and 15 cent. essays of an 1884 issue; pictures of which are shown on plate 25 of the book. They are valued at £150 each.

Museum Sells Surplus Stock

AT a press conference on Monday, 20th February, it was announced that the National Postal Museum is to sell off surplus material in a series of auctions over the next ten years. The material concerned extends from that of Edward VII to 1970 (i.e. decimalisation). It not only covers G.B. items but also stamps overprinted for use in overseas territories such as Nauru and Morocco Agencies. Most items are either SPECIMEN overprints or imprimaturs and will be marked as such. Revenue from the sales was expected to total some £5 million and would be used "for the benefit of philately through contributions to the British Philatelic Trust, the establishment of regional postal museums and supporting regional exhibitions".

The material came to the Museum from within the Post Office partly from sheets originally surrendered to the Post Office in 1928 when Somerset House ceased to control the printing of stamps, and partly from the Supplies division at Hemel Hempstead, following the separation of the Post Office from British Telecom. It comprises registration sheets (imprimaturs) from 1929 to 1970; duplicate quantities (again imprimaturs) of British stamps overprinted for use in overseas territories; Edwardian stamps overprinted SPECIMEN or CANCELLED and Indian items printed for the India Office. Items which were not represented in the National Postal Museum were extracted and put into the collections. Examples of duplicated material were given to the Royal collection if they did not exist there.

Some of the items were on show at the press conference or illustrations were supplied. These included:

Edward VII IR Official ½d and 1d overprinted SPECIMEN (Block of 4)

IR Official 1902 10/- ultramarine variety Raised stop after "R" overprinted SPECIMEN (single est. £1,000).

IR Official 1902 £1 blue-green overprinted SPECIMEN (pair est. £1,500).

Edward VII Govt. Parcel 2d overprinted SPECIMEN (block of 4).

Edward VII 1911 2/6 dull reddish purple overprinted CANCELLED (block of 4 est. £500).

5/- overprinted SPECIMEN (block of 4).

Edward VII Bechuanaland Protectorate 1912 1s green and carmine overprinted CANCELLED (block of 4 est. £500).

Edward VII British Levant 1907 10d purple and scarlet (unissued) overprinted SPECIMEN (block of 4 est. £1,000).

British Levant 1907 2/6d lilac (unissued) overprinted SPECIMEN (block of 4 est. £1,000).

George V Seahorses Morocco Agencies 1914 12p/10/- indigo overprinted SPECIMEN (block of 4 est. £200).

Nauru 1916 5/- Waterlow (corner block of 4 est. £4,000).

Nauru 1916 10/- Waterlow (corner block of 4 overprint double, one albino, est. £10,000).

Nauru 1916 10/- Waterlow overprinted SPECIMEN (corner block of 4).

The Edward VIII material included imperf. imprimatur pairs and imperf. tête bêche pairs as produced for booklets together with imprimatur booklet panes tête bêche. Similar items are to be found in the George VI and QEII sections. No QEII material is included in the first sale. All the material to be sold is either overprinted SPECIMEN or CANCELLED or is from imprimatur sheets, in which case each stamp will be marked on the back. No normal issued stamp is included in the sales. On being asked whether there was any guarantee that the Post Office would not put quantities of normal, issued, stamps on the market in the future it was stated categorically that this would not happen.

There will be three sales per year, the first being on 26th April. The first three sales will be held by Robson Lowe but in later years there will be one each by Robson Lowe, Harmers and Phillips. Auctions will be held in the Museum



1902 I.R. Official 10/- overprinted SPECIMEN with raised stop after "R".

or on Post Office premises. The items will be mounted on cards stating that they have been sold from NPM Archives. All the imprimaturs will be marked on the back as such by a small handstamp. This was agreed after some discussion at the meeting particularly initiated by Dr Alan Huggins. All stamps which were imprimaturs, imperf. or perf. would be so marked that there would be no dispute in the future as to provenance. This would also be true, of course, of the QEII imperfs. Copies of the handstamps to mark the stamps would be lodged with the expert committees. Robson Lowe remarked to laughter that it was presumably unanimous that they place the mark on the *back*.

There would be no duplication in the first sale — i.e. there would be no similar lots.

Every lot would be started at half estimate. In the first sale the guess is that realisations would be in the region of £125,000 for some 430 lots. In future sales the starting price for lots duplicating earlier sale items would be three quarters of the previous sale figure. If that 75% level were not reached the lot would be withdrawn, not to come on the market again, or, at least, not for several years.

All the sales were being organised by Robson Lowe who is the honorary philatelic advisor to the Post Office. The lots would be keyed to indicate the amount of material which would be forthcoming in the future sales. Thus, "A" would indicate that this was the sole item; "B" that there was one other to come and so on up to "H". Therefore, anyone would know what will come out over the next 10 years. As much of the material had never been offered before (some 75% according to Raife Wellsted) valuation was difficult, but had been arrived at after some discussion.

The revenue gained from these sales would be used for the "good of philately" and not to provide extra muscle for the NPM to b[uy] material at auction. In a press release fr[om] Robson Lowe (Christie's), John Mackay, Assistant Director of the Post Office's Marketing Department, is quoted as saying "we will be

(Continued on page 791)





Left: £1 I.R. Official pair overprinted SPECIMEN. Above: unissued Levant 2/6d SPECIMEN. Right: Morocco Agencies 12p/10s Waterlow SPECIMEN.



Essays and Proofs

By ROBSON LOWE.

IT is irresistible for a Philatelist who takes an interest in Artists' Drawings, Essays and Proofs to examine the collections that form a specialised sale on December 18th without writing something about them. The last five years has seen a great increase in the number of collectors who include such items in their collection. The great beauty of a die proof and the very high standard of production achieved in the manufacture of most plate proofs are sufficient in themselves to attract many collectors, but the growth of knowledge on these items has meant that many more people appreciate their rarity. Before describing individual items, here are the definitions of the terms used to describe this class of material.

Artists' Drawings: These comprise the original sketches in black and white or in colour from which the engraver prepared the die. During the last century these were normally the size of the stamps but with the introduction of commercial photography one finds an artists' drawing of considerably larger size.

Essays:—This term applies to any design that was not adopted for issue and it can be found in the form of a drawing a composite essay made by pasting up part of printed design with a hand-drawn design a die proof or a plate proof, the latter imperforate or perforate, in black or in colour. Essays are sometimes very common, sometimes unique.

Engraver's Proofs: These are impressions taken from the die by the engraver to see how his work is progressing—generally these are very rare.

Die Proofs: These impressions have been taken from the die before it has been used to make the plate (in the case of line-engraved or surface-printed stamps) or the stone (in the case of lithographed stamps). In the case of line engraved and lithographed stamps the die is usually engraved; in the case of surface printed stamps the die is usually typographed.

Die proofs can be easily detected when in fine condition as the margins are normally larger than the space between each impression on the plate. Die proofs are normally single impressions on one piece of paper—but there are a few exceptions. For those who are familiar with printing, a die proof with the margins removed may be easily identified by the impression. Die proofs are sometimes common (reprints exist) but often are very rare. Master die proofs are usually without the value and sometimes without the name of the country.

Plate Proofs: These are normally taken from the plate or stone before it is used for printing stamps. Normally these are much more common and rather less attractive than die proofs but some are very rare.

Colour Trials: These are proof impressions taken in various colours for the purpose of determining the colour of the issued stamp. They may be found in the form of die or plate proofs. Some are common but often they are of considerable rarity.

Colour Proofs: These are Colour Trials but in the issued colour.

PERKINS, BACON & CO. PROOFS.

The classic (pre-1880) die proofs of this form are normally printed in black on India paper mounted on card, sometimes on card, and rarely on wove paper. Opinion seems to



A reprint from the original die engraved by William Humphrys of the portrait of the Queen painted by Albert Edward Chalon, R.A.

be divided between six and ten for the numbers printed in black; in colour they are even more rare.

Between the years 1902 to 1929 this firm produced as souvenirs or samples of their work a number of reprints from original dies or from special plates made by the original. These are usually common and can normally be detected by the bright colours in which they are printed, the paper is normally thin wove or card (sometimes glazed and in colour) and many exist with the labels of value blank, defaced with acid or with etched lines. Those of the later years are mostly very common but earlier reprints are often rare.

Plate proofs in black of these issues are usually fairly common but in colour they are mostly very rare.

DE LA RUE PROOFS.

Die proofs in black printed by this firm are usually on glazed card. They are slightly less rare than those produced by Perkins, Bacon & Co., and judging by personal experience, if six to ten copies exist of the latter, possibly twelve to twenty copies exist of the former. All the die proofs in colour are extremely rare and of those made from Perkins, Bacon dies in the De La Rue only one or two copies exist.



A pair of De La Rue colour trials—note that the row above has been masked.

Plate proofs in black or in colour printed by this firm are much more unusual. One of the most unusual series of proofs in this sale are the imperforate colour trials on paper usually watermarked CC. It is even possible that these were made from the dies. The only pair known to us is the Barbados ½d., and these were made from the bottom row of the plate, the row above being masked.

Another series of considerable interest are the Queen Victoria key plate type without value expressed. These are found imperf. and perf. 12 and very few copies are known.

The Foreign section of the sale commences an interesting and representative selection of the many essays, proofs and colour trials of



The 1857 Essays for the Pacific Steam Navigation Co.

Argentina, and one of the most interesting lots are the complete proof sheets in black of the 1864-66 Rivadavia 5c., 10c., and 15c. Belgium, Chile and France supply their quota but another rare set of reprints are those taken from the original engraved dies of the first issue Liberia. Four of the six values show the engravers' imprints and in three of the values it differs. No original die proofs are known of these stamps.

A unique lot in this section are the original composite issues made by Perkins, Bacon & Co. for the Pacific Steam Navigation Co. which are illustrated on page 35. Two lower transverse oval designs have the initials and value painted in by hand and the delightful sketch of the paddle steamer has been drawn in pencil. The two upright British types would have formed a handsome issue; the one on the right has the weight and the denomination drawn in by hand.

United States provides an interesting collection of the vignette and part die proofs of the 1851 issue made for the 1903 exhibition. Although these are not of great rarity they are of the beauty which represents all the best of the engravers art in U.S.A.

Some months ago the front cover of *The Philatelist* was illustrated in colour with blocks of the De la Rue printings of the Ceylon pence issues. One of our readers wrote to say that this was an example of sheer exhibitionism and he will probably feel the same about this issue. Space prevents one describing at length all the beautiful material, so this short commentary can only refer to the few plates that are illustrated in the article. Here are notes on the front cover plate.

The series of proofs printed by De la Rue & Co. in colour on paper usually watermarked CC are represented by the Antigua ½d., Bahamas 1d., Barbados 3d. (an unissued value), Bermuda "One Farthing" on 1/-, St. Kitts Nevis ½d. and 1d., Trinidad 1d. and "Three Pence" on 5d. (a rare essay).

The four Trinidad printed from the Perkins Bacon dies in the inks used by De la Rue are probably part of the rare 1870 series of die proofs made by De le Rue and the Perkins Bacon dies. St. Lucia Pitons 2d. and the Trinidad Columbus 2d. are an interesting series. Close examination of the latter suggests that they must be die proofs as the lines of engraving, particularly in the central vignette, are so much more clear than they are in the issued stamp and closely resemble the die proof of a glazed card which is also represented in this sale.



The Trinidad Columbus die proofs.
Were the colour trials printed from the die or the plate?

The Jamaica 3d. is a De la Rue die proof in the issued colour and the Virgin Islands 1d. and 6d. die proofs are, of course, engraved (by Nissen and Parker), and transfers were made from these dies to prepare the lithographic stone from which Waterlow & Sons printed the issued stamps.

The Artists' Drawings which are so rarely found to-day are comparatively few, but in Great Britain there is a remarkable set of seven drawings for the abortive telegraph issues in 1875 which are illustrated below and on next page.





Original Artist's drawing for the Great Britain Telegraph Stamps in 1875.

New Zealand provides a dossier of original drawings for the King George V issue by H. Linley Richardson, R.B.A., who was the successful designer of the beautiful regular issue, easily the most handsome engraved production bearing the head of His Majesty the late King George V. There are two sketches in this lot and photographs of the various frames and heads combined to show the final effect. The following three lots are illustrated here. The 3d. in the centre is a reduced photograph of one of the original drawings touched up by the artist to give the effect of an issued stamp, the value being hand-drawn and altered from 1d. The 1d. stamp on the left is actually a finished sketch with a photograph of a different head superimposed, while the one on the right is a finished die proof of the same design printed in grey-blue. A close resemblance between these last two productions is a tribute to the high standard of work of both artist and engraver.



B A C

A. Reduced photograph of the large 1d. drawing altered to 3d. and touched up by the artist.
B. Artist's drawing with photograph of the King superimposed.
C. Finished die proof of design B.

Space prevents the inclusion of a description of many lovely Perkins Bacon die and plate proofs and the similar treasures which are found in this unique sale, but in the December issue of *The Philatelist*, my colleague, Mr. Marcus Samuel, will be writing a companion article on the early De le Rue issues overprinted "SPECIMEN" or "CANCELLED" of which there is a unique collection broken up in lots and offered in this sale.

Report on article of Key-plate [illegible] were ordered, to obviate expense of [illegible] issue or value, proposed for T.T. [illegible]

30th November, 1911.

Appendix.

1888 Series

Key plate supplied free of charge by Thomas De la Rue & Co. Ltd

Duplicates sold paid for by [illegible]

Completed type

A B C D



1901 Issue

Key plate supplied free of charge by [illegible]

Duplicates sold paid for by [illegible]

E F



G H



Type [illegible] supplied & cancelled for [illegible] Stamps

Duplicate 1901 Issue

Key plates supplied free of charge by [illegible]

Duplicates sold paid for by [illegible]

Completed stamps

I J K L



Key plates [illegible] sold & cancelled for Postage [illegible] Stamps [illegible]

Report on origin of Key-plates system in 1888 when small quantities were ordered, to obviate expense of special dies & plates for each issue or value, & proposal for 1912 series

3099

30th November, 1911

Appendix.

1888 Series

Key plates supplied free of charge by Thomas De La Rue & Co. Ltd

Overprint die & plate paid for by Colony

Completed Stamp

A B C



D

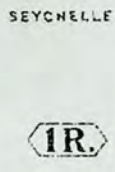



The same overprint plate can be used for "Postage" "Revenue", "Postage & Revenue."

1908 Series.

Key plates supplied free of charge by Thomas De La Rue & Co. Ltd.

Border die & plate paid for by Colony

Completed Stamp

E



F





G



H





Separate border dies and overprint plates would be required for "Postage & Revenue", "Postage" or "Revenue".

Proposed 1912 Series.

Key plates supplied free of charge by Thomas De La Rue & Co. Ltd.

Overprint die & plate paid for by Colony.

Completed stamp

I J K



L





Key-plate sheets sent to ... at the request of Mr. ...

~~APPENDIX~~. *Taken out of plate*

1888 ISSUE.
Known as old **D. L. R.**

KEY PLATES

A B C



ALTERNATIVE OVERPRINT PLATES.



COMPLETED STAMPS.



The same overprint plate can be used for "Postage & Revenue", "Postage", or "Revenue".

Taken out of plate ~~30th November 1911~~

PROPOSED 1912 ISSUE.
Known as new **D. L. R.**

KEY PLATES

D E F



ALTERNATIVE OVERPRINT PLATES.



COMPLETED STAMPS.



The same overprint plate can be used for "Postage & Revenue", "Postage", or "Revenue".

1908 ISSUE.
Known as Nyasaland type.

KEY PLATES OVERPRINT PLATES. COMPLETED STAMPS.

O



H











* *These border plates show "Postage Revenue," but could be made "Postage" or "Revenue" only, border plates being required for each value and purpose.*

PHOTOGRAPHIC PRINTS FROM THE OLD AND NEW UNIVERSAL KEY-PLATE

OLD UNIVERSAL KEY-PLATES.

Postage Key.



Postage and Revenue Key.



Revenue Key.



Duty Plate for use with either of above.



NEW UNIVERSAL KEY-PLATES.

Key-Head Plate.



Postage Border.



Postage and Revenue Border.



Revenue Border.



Key-Head Plate.



Postage Border.



Postage and Revenue Border.



Revenue Border.



N.B.—A separate Border Plate would be required for Postage, Postage and Revenue, and Revenue Stamps.

APPENDIX.

30th November 1911.

1888 ISSUE.
Known as old **D. L. R.**

KEY PLATES



ALTERNATIVE OVERPRINT PLATES.



COMPLETED STAMPS.



The same overprint plate can be used for "Postage & Revenue", "Postage", or "Revenue".

PROPOSED 1912 ISSUE.
Known as new **D. L. R.**

KEY PLATES



ALTERNATIVE OVERPRINT PLATES.

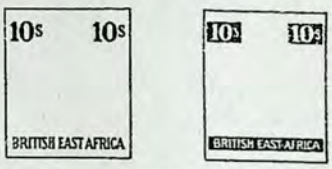

COMPLETED STAMPS.



The same overprint plate can be used for "Postage & Revenue", "Postage", or "Revenue".

1908 ISSUE.
Known as Nyasaland type.

KEY PLATES





OVERPRINT PLATES.





COMPLETED STAMPS.





APPENDIX.

30th November 1911.

1888 ISSUE.
Known as old **D. L. R.**

KEY PLATES.



ALTERNATIVE OVERPRINT PLATES.



COMPLETED STAMPS.



The same overprint plate can be used for "Postage & Revenue", "Postage", or "Revenue".

PROPOSED 1912 ISSUE.
Known as new **D. L. R.**

KEY PLATES



ALTERNATIVE OVERPRINT PLATES.



COMPLETED STAMPS.



The same overprint plate can be used for "Postage & Revenue", "Postage", or "Revenue".

1908 ISSUE.
Known as Nyasaland type.

KEY PLATES





OVERPRINT PLATES.





COMPLETED STAMPS.





KEY PLATES



KEY PLATES



ALTERNATIVE OVERPRINT PLATES.

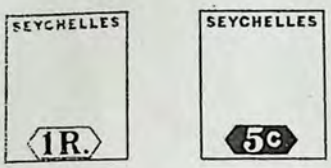

ALTERNATIVE OVERPRINT PLATES.



COMPLETED STAMPS.



The same overprint plate can be used for "Postage & Revenue", "Postage", or "Revenue".

COMPLETED STAMPS.



The same overprint plate can be used for "Postage & Revenue", "Postage", or "Revenue".

1908 ISSUE.
Known as Nyasaland type.

KEY PLATES

G



H



OVERPRINT PLATES.



*



*

COMPLETED STAMPS.





* *These border plates show "Postage Revenue" but could be made "Postage or Revenue" only border plates being required for each value and purpose*

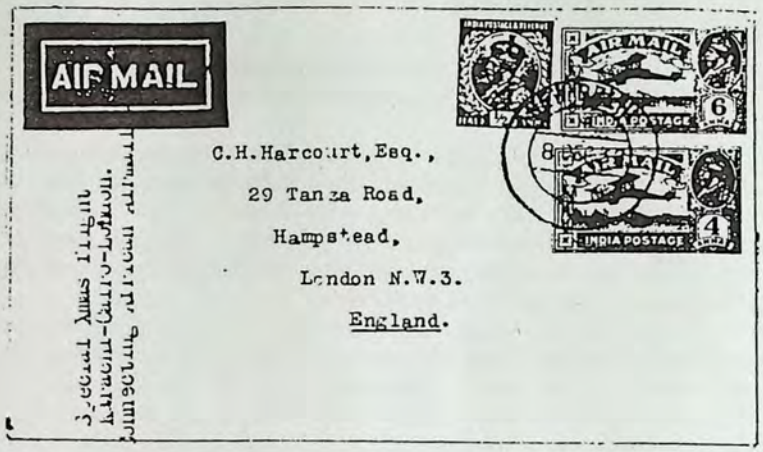

Figure 5: Cover flown from Karachi to Cairo to London to expedite delivery of the heavy Christmas mail.

STAMP PRODUCTION AT THE CROWN AGENTS

by MARCUS FAUX

(Former Chief Inspector of Stamps at the Crown Agents)

(Continued from the THE LONDON PHILATELIST, Vol 95, No 1123–24, July–August 1986, page 111)

The many sides of stamp production

Over the past 50 years many changes have taken place with regard to the ordering and supply of stamps to the former Crown Colonies.

Prior to 1930, many Colonial Governments were content to rely upon using the General Key design, and changes were often minimal, eg changing the value tablets only. Indeed, if a Territory wished to have a fresh issue of stamps, application for permission before proceeding had to be obtained from the Colonial Office. Such sanction was given for a change of design for a definitive issue once every ten years. Consequently, very little in the way of black die proofing and colour proofs were needed. There was, however, a small machine kept on the second floor of the Star Works in Bunhill Row for the specific purpose of providing black die proofs. It was presided over by one Charlie Smith, who produced these proofs on a glazed white paper. It was not until the early 1930s that a Crown Agents' inspector visited the room to see how proofing on a Crown Agents' order was proceeding and found a wastepaper basket half full of rejected proofs. Charlie, who was not security minded, was surprised that any interest should be taken in what was obviously useless paper fit only for the dustbin!

But then came change, and with it omnibus issues, commemoratives, pictorials, etc. It had always been the Crown Agents' policy for matters of change to be left to the overseas Government concerned, who would decide what issues were required, and the Crown Agents would be instrumental in carrying out these requirements.

In the past some Governments adopted the policy of announcing in their newspapers, when a new issue of stamps was required, a competition for designs showing local features, flora and fauna, etc. The designs sent to London did not always prove a great success. For instance, one effort submitted, showing a large gentleman on a small bicycle reaching the summit of Mount Kilimanjaro with one wheel over the peak, would have been difficult to turn into a worthwhile stamp. It is now generally accepted that it is preferable to commission a local designer or to leave the matter in the hands of the Crown Agents.

In the latter case, when the overseas Government has given a clear indication of its requirements by forwarding material such as rough designs, or photographs, appertaining to their selected subject, the Crown Agents will select a free-lance artist who is conversant with depicting this subject from the panel of artists able to work in the medium of stamp design. He or she will prepare rough colour wash drawings of every value of the issue, and these 'roughs' will be submitted to the Crown Agents for consideration as to whether any alterations are necessary. If amendments are required, these will be undertaken before the finished colour wash drawings are proceeded with, since these will be submitted for approval to the Postal Authority in the Territory for their consideration.

A great deal of research takes place before a stamp is finally ready for the engraver. For example, it may be necessary to consult Sir Peter Scott as to whether a particular bird is found in the Northern or Southern Hemisphere before designing a stamp for the Caribbean area; if a sailing ship is required, reference is made to the National Maritime Museum at Greenwich, in case a spar is missing in the design. Furthermore, if the designs show the Royal Portrait or Royal Cypher, the finished colour wash drawings must be forwarded to Buckingham Palace for approval by the Monarch. This approval is far from automatic as there is considerable evidence that in the past one monarch at least, HM King George V, had a deep interest in stamp design. Constructive criticism, which has led to unquestionable improvements in the finished product, has quite often accompanied these essays on return from the Palace.

Now the stage is reached where consideration is given to the drafting of a tender for the supply of the postage stamps. This form, which will state the quantity of stamps required for each value, the number of stamps to be printed on a sheet, with the issued size of the watermarked paper, etc, will also require the cost of the dies, printing plates, etc, to be shown distinct from the printing rate. All these factors are considered when competitive tenders operate. Delivery date is also important, especially if it is a commemorative issue to coincide with an important occasion or anniversary.

On receipt of the completed tender forms from the printers selected to quote, the varying factors are assessed to decide which security printer should be entrusted with carrying out the contract. Once this decision has been made, the Crown Agents' inspectorate at the works of the printer whose tender has been accepted will discuss the programme with the management. The approved finished colour wash drawings having by then been handed over to the printer, it will be for them to make the necessary arrangements for the engraving of the dies. This may take a number of weeks if the designs are complicated. Meanwhile, one of the Crown Agents' staff at the works will keep in touch with the progress of the work with a view to issuing possibly up to 100 pieces of watermarked paper, size about $3\frac{1}{2}'' \times 2\frac{1}{2}''$, to be used when proofing the dies in the soft state. Later on it will be necessary to prepare colour proofs for submission to the Crown Agents for their approval, before the dies are hardened and transfer rollers prepared. Normally, four colour proofs of every design are required, ie one for the Crown Agents, one for the printer, one for Buckingham Palace and one usually for the Postal Authority of the Colony concerned. The designs having been returned, at the same time as the colour proofs are submitted, the Crown Agents carry out a minute examination of every aspect of each design. A slight difference in shade of the colour on the wings of a bird would attract the eagle-eye of a philatelist if he is also an ornithologist, while any slight omission from the design is difficult to rectify once the die has been hardened.

In days gone by such a careful examination was not always carried out, resulting in several omissions on stamps. To give two examples, the Kenya, Uganda and Tanganyika issue of 1935 showed on the 5c and 50c a dhow on Lake Victoria with a rope not joined to a sail, thereby giving an Indian rope trick appearance; while the 30c and 5sh depicting Jinja Bridge by Ripon Falls had a footbridge below the rail bridge which was not

joined at either end to the bank. Crown Agents' Engineer-in-Chief, Sir Reginald Taylor, a keen philatelist, pointed this out to the writer, saying that he had walked over the footbridge and it was certainly secured at both ends!

Once the colour proof is considered to be as near as possible complete in detail and colour to the finished artwork, it is signed and dated, and the copy selected to be used by the printer as a colour guide during printing is returned to them. If, however, there are details in the design to be amended or colour variations to be corrected, the printer is advised of the necessary amendments, while the colour proof is returned marked either 'Not Approved' or 'Rejected'. It is then that a second colour proof must be prepared and submitted afresh for approval.

Printing

1. *Recess.* Once the colour proofs have been approved, the dies are hardened, in preparation for the designs to be 'rolled in' on to soft-steel transfer rollers. After hardening, the cylinders are ready for the design to be rolled over the plate until the desired number of engravings have been reproduced. If required, the plate is curved to fit the cylinder of a rotary press and chromium faced to give longer running life.
2. *Letterpress (or Surface).* In earlier days, when stamps were mainly produced by this process, after engraving the die, 'leads' from the engraved impression were struck according to the number of stamps required on a sheet. These were fitted into a frame and suspended in a tank filled with acid, where they were left until a copper film had grown over the surface of the leads. This practice later fell into disuse as more and more stamps were required to be printed by the recess process.
3. *Photogravure and Lithography.* In recent years these more modern processes have been used by the Crown Agents for stamp production. They are quicker, easier and more economical. Negatives and the etching of designs onto zinc plates made it possible to clean off the plates and use them again. Moreover, it was possible to produce a landscape scene in six or more colours, as against two colours for recess stamps.
4. *Ink.* One of the important technical ingredients of stamp production, to which many give but a fleeting thought, is colour and the inks that produce it. Each printing process requires its own individual type of ink. Letterpress or lithography need a kind that will properly cover the surface with ease and dry quickly, while the recess process requires an ink that is heavy and extremely dense, so that it will completely fill the tiniest recess of the printing plate.

On an engraved stamp, exposure to light has been known to change the colour significantly. On one occasion Aden (now the People's Democratic Republic of South Yemen) returned a large quantity of stamps to be overprinted, but on examination the colour of many sheets was found to have faded to such an extent as to make it undesirable to overprint.

The matching of ink against a colour sheet is always a tricky business. Indeed, the Crown Agents' inspector at the works usually preferred to wait for several hours after printing before affixing his signature to a sheet submitted for his approval, as with certain colours there is a tendency for a slight change in shade when the ink is being used in connection with direct-plate printing.

Plate Issue

When a plate is required for printing purposes, a note is taken to the Crown Agents' Plate Store; when withdrawn and signed for, the plate is normally examined to see whether it is in any way damaged before being placed in position on the printing machine.

Paper Issue

The number of sheets of paper needed to fulfil a contract having been decided upon and the printing plate being ready for positioning on the printing machine, an application is made for sufficient paper to allow for one day's running of the machine, or maybe the whole of the paper required for one value. The wastage allowance will have been calculated beforehand. A high-value stamp, where 100 sheets only are required, may call for 50 extra sheets as a wastage allowance, as much of the extra paper may be needed for 'proving' the plate,

etc; if a value is required for the inland-letter rate of a territory, thus calling for several million stamps, it is sufficient to allow 10 per cent for wastage. These agreed wastage allowances thus allow a fair margin of error, since the Crown Agents are empowered to accept a quantity less than the full amount, provided the shortage does not amount to more than 10 per cent of the total order of that value. Likewise, should the stamps produced on a value exceed the required quantity, any excess up to a total of ten per cent of the whole may be accepted. It has always been the policy of the Crown Agents to endeavour to avoid a reprint wherever possible. Not only is there often difficulty in matching, especially if the reprint is called for several days later when the plate has been removed and a new 'make-ready' etc would be required, but it is time consuming and very often holds up the completion work on that value.

While every effort is made to ensure that the paper for a value is issued from the same 'making' at the paper mill, it is not always possible to guarantee this. When millions of stamps of a certain value are required, printing may need to be spread over several weeks. In that event the Works Manager would ask for a break midway, with completion several weeks later, after a pause in production. By then a fresh 'making' of paper, and the need for the laboratory to prepare a fresh batch of colour, may result in possible slight deviation in the colour.

Making ready of the machine and running waste

In bygone days when using surface plates, the process of fitting the plate on to the machine necessitated the use of a thin paper to back up the plate. For the preliminary testing and for use during the running of the machine, cheap coloured paper known as 'running waste' was used. At one time this paper was issued in bulk, but later it was controlled, because some of the paper was not destroyed in accordance with regulations, since it contained imprints taken from plates in the course of printing or during tests being carried out, and this was a marketable commodity! When this undesirable practice was stopped, a batch of 100 sheets were issued at a time and numbered. On return of the completed batch of 'running waste' a further 100 sheets were issued.

Perforating

The days of single-line perforating are now generally considered to be over, as comb or block perforation has superseded this older method and is in universal use for Crown Agents' stamps. The use of a comb perforator punching out holes in three sides of the stamp, and a row at a time, gives a cleaner and more acceptable result. On Crown Agents' stamps, owing to the tough paper (eg 80 per cent rag), it has been found in practice that no more than six sheets at a time can be adequately perforated.

When a new definitive issue is being produced, consideration is given to the question as to whether a suitable comb block is held by the printer, or whether it will be necessary to order one for that particular issue of stamps, which may have a long life, so as to be available for use on all subsequent reprints. In the past it has happened that on occasions the prescribed perforating block has not been used on a reprint order. If the weather is either very dry or there has been a long period of wet weather, when the tendency is for the paper to stretch slightly, it has been found that the registered comb had not always been used, but one more suited to the prevailing conditions.

Stamp Examinations

Until the beginning of 1960, all sheets of stamps had their preliminary examination carried out by members of the printer's staff. After classification into good sheets and waste, the stamps were put up into packages each containing 500 sheets (ie a ream or sometimes a lesser quantity) and passed over in small batches into the custody of the Crown Agents' Stamp Examiners.

For their final examination, the Crown Agents' Examiners had to take into consideration the requirement of the stamp trade for sheets of stamps reserved for sale to dealers, while at the same time not losing sight of the fact that on most issues the bulk is required for postage use by the Postal Authority. Since 1906 the Crown Agents have been involved in the marketing side with postage stamps but, until the Stamp Bureau was formed in 1944, it was the general practice to retain a small quantity of each value, of new issues only, in this country

for three months. At the expiration of that time all stamps not by then sold to stamp dealers were duly despatched to the Postal Authority. Exceptions to this practice were made in two instances only: the 1935 Silver Jubilee and the 1937 Coronation issues, where supplies were retained for a much longer period.

Bearing in mind now that there is a worldwide service, with a discerning philatelic fraternity, extreme care must be taken in the stamps to be set aside for dealers. It is not unknown for a dealer to return stamps, when of high value, with a reminder that nothing less than 100 per cent perfection is expected from these small pieces of paper, for which no postal service has been performed! Therefore, it is now necessary that the examination must classify all sheets into one of three categories:

(1) for dealers;
(2) for postal use;
(3) waste.

For inspection purposes, the following are required in various degrees according to the category selected. The stamps must:

(a) have their colours approximating to the colours on the colour sheet;
(b) the design must be well centred;
(c) the perforation must not impinge upon the framework of the design;
(d) the watermark must be as shown on the colour sheet.

For category 1, (a) to (d) applies, while for category 2 some relaxation may be expected on (c).

All waste against category 3 is subsequently destroyed by burning.

Specimens

In the course of examination consideration has to be given to specimens for varying needs. Usually, the one for which the greatest care must be exercised is the bottom right-hand corner block of four stamps containing usually the plate numbers (or, if otherwise, that corner with the plate numbers), which is required for the Royal Collection. His late Majesty King George V gave instructions as to how these blocks were to be presented, namely that the two margins must be cut by scissors, while the perforations must then be torn. It was not unknown for blocks to be returned if these instructions were not carried out precisely!

Numbering, Packing and Despatch

If required, the sheets intended for despatch to the Postal Authority are numbered after the Crown Agents' inspection has taken place. They are subsequently put up into reams of 500 sheets and labelled. When sufficient reams are available to fill a reasonable sized case, the printer's staff attend to the packing, under the supervision of a member of the Crown Agents' staff. While still under supervision the case is battened down, hooped and wire-sealed. It is now ready for shipment. The Crown Agents's Shipping Department will carry out the collection and transit to the ship and see the case stowed below in either lock-up accommodation or, if that is not available, the Captain's cabin.

Repeat orders

Certain overseas Governments make it a general practice to order all their stamps annually. This is usually done after their annual spending budget has been approved for the ensuing year. Others prefer to order piecemeal, usually when the stocks appear to be running low. The latter practice often occasions raiding the Crown Agents' Stamp Bureau stocks, in order to keep the Postal Authority out of trouble until stamps from the new printing can reach them.

Every new order for a repeat of a definitive issue is dealt with in a similar way to the previous occasion. A tender form for a direct order is prepared, while the printer is instructed to proceed. Paper quantity is agreed, and a programme of printing is arranged with the printer. Plates are issued and returned as formerly; should a new value have been introduced, with a new design, then the procedure as for a new issue comes into operation. If there is difficulty with a repeat order, it is usually with the comparison of the colours of the current printing with those of the earlier printing.

When printing is complete and before examination takes place, it is necessary to ascertain the present stocks held in the Stamp Bureau, since these stamps must be replaced. It is agreed policy that if the whole stock of any one value held by the Bureau exceeds the amount of the reprint order, then 10 per cent of the reprint must be sent to the Postal Authority (since many now have their own stamp bureaux), the balance of the order being made up from Crown Agents' Stamp Bureau's stock of the earlier printing. The old stock surrendered by the Bureau is replaced by an equivalent quantity from the new printing. In any case the Bureau will retain a small quantity of stamps from the earlier printing to serve until the release date of the reprint, which will normally be the same in both the Territory and London. Afterwards, any remaining old stock is destroyed by burning at the printer's premises.

* * *

While the above does not claim to cover every aspect of work on the ordering and production of stamps through the Crown Agents' Stamp Department, yet it will give an indication of how some 1,000 million stamps were produced annually for 55 Colonial Governments up to 1962 and beyond.

THE CAPE OF GOOD HOPE

by R. A. G. LEE, RDP, FRPSL

(based on a display to the Society on 10 April 1986)

To understand the story of the Cape of Good Hope, you must know a little of the manner in which the area was developed.

The story begins some 500 years ago, when the Portuguese, some of the greatest explorers of the time and always thirsting for new Territories, were trying to find a sea route to India. After landing in North Africa in 1460, they gradually moved southwards, blazing the trail of Christianity and marking their progress with a number of limestone pillars called 'Padroes' at various points. This also established their sovereignty over particular areas as they moved down the West Coast of Africa.

The Portuguese were the first to reach for India, rounding the Cape in 1488; this gradually opened up the enormous markets of the east, and about this time the East India Company was formed. Hence it was a Portuguese, Bartholomew Diaz, who was the first European to discover the place we now call Table Bay – Cape Town. In 1486, he named it Capo Tormentoso, a name which displeased King John II of Portugal who had it changed to Capo de Bon Esperanza. Other well known travellers, such as Vasco de Gama, visited the area, each looking for the elusive sea route to the Orient, with its beckoning prizes of gold, spices and other treasures.

It was not until nearly 100 years later, in 1591, during the great political upheaval in Europe when King Philip II of Spain annexed Portugal and placed an embargo on trade with non-catholic countries, that the first British Captain, Admiral Raymond, again *en route* to the East Indies, put into Table Bay. In these intervening years, the Dutch, Danish and French as well as the Portuguese ships used this area to obtain fresh water and meat, and it was during this period that the so called Inscriptional or 'Postal Stones' came into being.

Although Sir Francis Drake did stop for a very short time in 1580 in Table Bay, it was the visit of Admiral George Raymond in 1591 that really established British interest in the whole area. The local inhabitants, the Hottentots, were in the beginning very unfriendly, but the British managed in time to find some agreement

Correspondence.

To the Editor of "The London Philatelist."

DEAR SIR,—In his notes on the first issue of Turkey (*London Philatelist*, February, 1929, p. 35), Colonel C. E. Wilson quotes from Dr. Passer's description of the Tughra, which is not quite accurate.

It is more than doubtful whether this device originated from the impression of Murad's hand. In any case, the known Tughras of Murad I have no more than two upright strokes and they contain no titles, but only the words "Murad bin (son of) Orkhan."

The title [Al] Muzaffer da'ima, victorious ever (which Dr. F. von Kraelitz says "is obviously an imitation of the title 'semper augustus' used by the Roman emperors"), is first found in the Tughra of Sultan Murad II, on a document dated 10 July, 1430.

The word Haziretti does not appear in the Tughra of any Ottoman Sultan. Here, possibly, Dr. Passer has been misled by Mongéri. In his pamphlet *Croissant-Toughra*, this writer has wrongly substituted the word Haziréti (*sic*) for the title Khan in each of the three modern Tughras, which he describes.

Various derivations have been suggested for the word Tughra, but I believe that it is now generally considered to be a changeling from Tughragh, meaning seal or sign (*nishán*) of the sovereign ruler.

NISHAMI is presumably a misprint for NISHANJI.

I am,
Yours faithfully,
O. K. TANCOCK.

BEDFORD,
March 3, 1929.

To the Editor of "The London Philatelist."

BRITISH COLONIAL DIE PROOFS.

DEAR SIR,—With reference to my previous letter, during the past two years I have frequently been asked as to the circumstances under which these reprints were made, and it may be of interest to place these on record.

The explanation, which I give with the authority of Mr. J. Dunbar Heath, F.R.P.S.L., Managing Director of Messrs. Perkins, Bacon & Co., Ltd., relates to the two printings which exist.

The first printing was in 1992, and consisted of specimens submitted privately by Messrs. Perkins, Bacon & Co., Ltd. from which were to be selected reprints of defaced dies for use on a philatelic society's invitation cards and dinner menus.

At the time everyone concerned knew what they were, and regarded them merely as specimens of engraving which were of no further interest after they had served the purpose for which they were printed.

Being looked upon as of no value, many were probably destroyed and others given away to friends, and in the course of the past twenty-seven years these surviving specimens have doubtless passed through many hands. As collections containing them have come on the market through effluxion of time, the fact of their history being unknown to the present owners has resulted in their attributing to them a fictitious value which twenty-seven years ago would have been impossible, and in many cases they have through mere ignorance been offered erroneously as original die proofs at corresponding prices.

The actual defaced reprints used on the menus often had the date of the dinner printed in the value tablet after the rate of postage had been erased, and in any case these can be identified as they are on very highly glazed card with a pure white shining surface.

Those used on the invitation cards apparently have practically all been destroyed as, after exhaustive enquiries amongst those connected with the Society, and others, I have only been able to locate one invitation card.

Should any survive and the prints on them be cut out and offered for sale they can easily be identified as they are on thin white card of good quality, whereas the few specimens on card amongst those submitted for selection were on thick white card of a somewhat coarse quality.

As the quantities of specimens printed for selection may be of interest, I am able to give these through the kind assistance of Mr. Heath, who has been good enough to devote much time to the elucidation of the facts regarding the numbers printed.

Probably less than half of the total originally printed now survive, therefore the existing numbers must be very small.

Of those referred to as being on thin hard white paper only three copies were printed of each specimen in black and three copies in each of the colours named. Specimens in other colours may exist on thin hard white paper, but there would not be more than three copies of each.

Of those referred to as being on thick white paper only three copies were printed of each specimen in black, and three copies in each of the colours named. Specimens in other colours may exist on thick white paper, but not more than three copies of each.

Of the Queensland, Registered type, only three copies in black and three copies in each of the nine colours listed were printed on paper watermarked small Star.

With the exception of the series referred to below, which comprises the second print-

ing, the exact number of prints on the other papers and card cannot be given definitely, but the maximum number can be stated definitely.

Of some specimens only one print was made in black and each of the colours named; of others two or more prints, but in no case were there printed more than six copies of any specimen in black or in any one colour. Specimens in other colours in addition to those which I have seen may exist, but the maximum number of prints of any specimen on the paper or card described is six in any one colour or in black, even if they all survive.

These reprints always come on the market as single items, and if more than one print appeared on the same piece of paper or card it would be obvious that they were not original die proofs.

The greater proportion of those printed in 1902 were, however, printed in combination, and this fact coincides with the purpose for which they were intended, namely, to show on one sheet several specimens so that the persons responsible for the invitation cards and dinner menus could select for use those which they considered most suitable.

As originally printed there was one combination on paper of seven, details of which I gave in my previous letter; there was another combination of thirteen on paper, one of three on card, and one of six on card.

Another printing of some of the specimens was made in 1919, under the following circumstances.

A dealer had informed Messrs. Perkins, Bacon & Co., Ltd., that his firm was being much troubled with forgeries of their old Colonials, and as evidence showed some very dangerous examples.

In order to protect the firm's customers and to assist in detecting these forgeries when stamps were submitted for opinion, he asked if he might be furnished with proofs of those dies which were still in the possession of Messrs. Perkins, Bacon & Co., Ltd.

To this they assented, and the dies already mutilated, and others with value spaces blank, of certain Colonies were used.

This assent was given with a view to the protection of collectors of early British Colonials against the numerous forgeries which appeared on the market after the War, and was subject to an undertaking that, the proofs being given for that special purpose, they were not to be sold or dealt with for any other purpose.

This printing consists of the prints grouped in the following lists in black, carmine, vermilion, orange, deep blue, yellow-green, deep green, and violet, known in the trade as "the 8-colour series." They were printed as single items, and, considering the purpose for which they were made, they obviously would be so printed.

Only two copies were printed of each specimen in black and two copies of each specimen in each of the colours named.

The dealer referred to died some years ago, and the two sets of "the 8-colour series" have probably been by this time dispersed in different directions, being of course on the same footing as the 1902 reprints, the only difference being in certain of the colours.

In my previous letter I referred to reprints of Newfoundland, Ceylon, and Western Australia of the types classified under (A). I have since seen these and find they should be classified under (B).

Of the prints referred to in my previous letter under (B) I have seen the following:

QUEENSLAND. Registered Type.

Rectangular shape before design completed with curved corners as in issued stamp, two curved defacing lines drawn across each corner.

Dull violet, blue, red-brown, brown, yellow-green, deep green, black, yellow, red-violet, orange-brown, on paper watermarked small Star.

Carmine, on paper watermarked large Star.

Black, carmine, vermilion, orange, deep blue, yellow-green, deep green, violet, on plain white paper.

Black, on thin hard white paper.

Scarlet, steel-blue, on thick white paper.

Black, grey, puce, myrtle, orange, orange-vermilion, on thick white card.

CEYLON. S.G. Type 1.

1. Rate of postage and lower line of tablet value erased, space left blank.

Dull violet, blue, red-brown, brown, yellow-green, deep green, black, yellow, red-violet, orange-brown, on thin hard white paper.

Dull violet, blue, red-brown, brown, yellow-green, deep green, black, carmine, on thick white paper.

2. Rate of postage erased and space left blank, die defaced by diagonal line, an incomplete design on left, another incomplete design on right.

Black, brown, dark green, yellow-green, blue, red-violet, orange, on white paper.

Bright green, bright yellow, chrome-yellow, on thin white paper.

3. Rate of postage erased and space left blank.

Black, carmine, vermilion, orange, deep blue, yellow-green, deep green, violet, on plain white paper.

Bright green, on thin white paper.

4. Rate of postage erased and space left blank, line drawn diagonally across design.

Blue, myrtle, bright rose, on thin white paper.

WESTERN AUSTRALIA. S.G. Type 1. 1d.

Corner ornaments and shading on Swan erased, spaces left blank.

Black, carmine, vermilion, orange, deep blue, yellow-green, deep green, violet, on plain white paper.

Dull violet, blue, red-brown, brown, yellow-green, deep green, black, yellow, red-violet, orange-brown, on thin hard white paper.

Dull violet, blue, red-brown, brown, yellow-green, deep green, black, carmine, on thick white paper.

NEWFOUNDLAND.

1d., 2d., 3d., 4d., 5d., 6d., 6½d., 8d., 1s.
Rate of postage erased and space left blank.
Black, carmine, vermilion, orange, deep blue, yellow-green, deep green, violet, on plain white paper.

TASMANIA. S.G. Type 3.

1. Rate of postage erased and space left blank.
Black, carmine, vermilion, orange, deep blue, yellow-green, deep green, violet, on plain white paper.
Black, on thin hard white paper.
Black, on thick white paper.
Brown, carmine, green, on white paper with sunk centre.
Brown, green, on yellow paper with sunk centre.
Black, carmine, brown, orange, on green paper with sunk centre.
Brown, orange, myrtle, on pink paper with sunk centre.
2. Rate of postage and lower line of value tablet erased, space left blank.
Carmine, brown, on white card.
3. Unfinished state of die, the words "VAN DIEMENS LAND" being only outlined for engraving in the engine turning above the head, the whole within a double-lined oval of which the upper part shows the word "TOP" in MS. reversed.
Black, on thick white paper.

NEW ZEALAND. S.G. Type 1.

Rate of postage erased and space left blank.
Black, carmine, vermilion, orange, deep blue, yellow-green, deep green, violet, on plain white paper.
Black, on thin plain paper.
Black, on paper watermarked SPECIAL POSTAGE PAPER LONDON in double-lined sans-serif capitals.

SOUTH AUSTRALIA. S.G. Type 1.

Rate of postage erased and space left blank.
Black, carmine, vermilion, orange, deep blue, yellow-green, deep green, violet, on plain white paper.
Rate of postage and lower line of value tablet erased, space left blank, die defaced by three thin lines.
Black, crimson, green, on thin plain paper.
Rate of postage and lower line of value tablet erased, space left blank.
Scarlet, steel-blue, on thick white paper.
Black, on thin hard white paper.
Green, on thick white card.

NEW SOUTH WALES. S.G. Type 14.

1. Rate of postage erased and space left blank.
Black, carmine, vermilion, orange, deep blue, yellow-green, deep green, violet, on plain white paper.
2. Rate of postage and "POSTAGE" erased, spaces left blank.
Black, on thin hard white paper.
Scarlet, steel-blue, on thick white paper.

NEW SOUTH WALES. S.G. Type 17.

Rate of postage and fleurs-de-lis ornamentation erased, spaces left blank.
Black, carmine, vermilion, orange, deep blue, yellow-green, deep green, violet, on plain white paper.
Black, bright green, rose, on paper watermarked SPECIAL POSTAGE PAPER LONDON in double-lined sans-serif capitals.
Black, bright green, rose, on thin white paper.
Black, on thick green paper.
Carmine, green, on white paper with sunk centre.
Brown, myrtle, orange, on pink paper with sunk centre.
Brown, orange, on green paper with sunk centre.
Dull carmine-rose, on thick white card.

NEW SOUTH WALES. S.G. Type 21.

Rate of postage and fleurs-de-lis ornamentation at sides of circle erased, spaces left blank.
Black, carmine, vermilion, orange, deep blue, yellow-green, deep green, violet, on plain white paper.
Black, on thin hard white paper.
Scarlet, steel-blue, on thick white paper.

VICTORIA. S.G. Type 7.

Rate of postage and "VICTORIA" erased, spaces left blank.
Black, carmine, vermilion, orange, deep blue, yellow-green, deep green, violet, on plain white paper.
Black, on thin hard white paper.
Scarlet, steel-blue, on thick white paper.

TRINIDAD. S.G. Type 2.

"TRINIDAD" erased and space left blank.
Black, carmine, vermilion, orange, deep blue, yellow-green, deep green, violet, on plain white paper.
Black, on thin hard white paper.
Scarlet, steel-blue, on thick white paper.

Of the prints referred to in my previous letter under (C) I have seen the following:

QUEENSLAND. S.G. Type 1.

Head and background only, oval.
Black, on thin white paper, sunk centre.
Black, on thick white paper.
Black, on thin hard white paper.
Scarlet, steel-blue, on thick white paper.
Black, green, bright green, bright rose, on thin white paper.
Black, bright green, bright rose, on paper watermarked SPECIAL POSTAGE PAPER LONDON.

CEYLON. S.G. Type 1.

Head and background, including "CEYLON" and "POSTAGE," oval.
Black, blue, bright rose, on thin white paper.
Myrtle, on paper watermarked small Star.

SOUTH AUSTRALIA. S.G. Type 4.

Head and background only, oval.
Black, on thin hard white paper.
Scarlet, steel-blue, on thick white paper.
Black, bright green, bright rose, on thin white paper.
Black, bright green, bright rose, on paper watermarked SPECIAL POSTAGE PAPER, LONDON.

NEW SOUTH WALES. S.G. Type 17.

Head and background only, circle.
Scarlet, brown, myrtle, orange, on very thin yellowish card, sunk centre.
Black, on thick white paper.
Black, on thin hard white paper.
Scarlet, steel-blue, on thick white paper.
Black, scarlet, bright green, bright rose, on thin white paper.
Black, bright green, bright rose, on paper watermarked SPECIAL POSTAGE PAPER LONDON.

TURKS ISLANDS. S.G. Type 1.

Head and background only, oval.
Black, on thick white paper.
Black, on thin hard white paper.
Scarlet, steel-blue, on thick white paper.
Black, bright green, bright rose, on thin white paper.
Black, bright green, bright rose, crimson, light green, on paper watermarked SPECIAL POSTAGE PAPER LONDON.

Yours faithfully,

P. BOND, F.R.P.S.L.

To the Editor of "The London Philatelist."

PHILATELY, COMMERCIALISM, AND DIE PROOFS.

DEAR SIR,—In the long, long ago, I fed at a banquet—and the most indigestible dishes for the philatelists present were the reprint die proofs stuck on the menus!

As 'twas not surprising, that night I dreamed, and in my dream I had formed a Company of my good philatelic friends, and given them all Bonus Shares. But strange to say, the £5 share certificates, of which there were very few, looked to me like original die proofs, while the 5/- certificates, of which there were many, looked like reprints!

In my dream, years seemed to pass, and when, like Rip Van Winkle, I returned from the mountains, I found that most of my old friends were gone, but people I did not know were buying and selling the shares in my Company! And to my amazement, some who had 5/- shares were selling them for £5, while others were buying at that price. I was just going to say, "You silly fools, cannot you *see* they are marked five shillings only?" when I awoke, but my indigestion still remained!

Mr. Editor, has my dream-allegory come true?

Years ago, I said to philatelists, "Take care Philately does not develop into commercialism."

Such a tendency has shown itself in the Art world, in which famous pictures now fetch enormous prices. There can be only one original picture painted by the famous artist—Rembrandt for instance—himself, and only one person can possess it: but there naturally are many copies painted, which many persons can possess: but no sane person pays the same price for the copy as for the original.

Of late years, some of our finest pictures and art treasures have gone to the United States. It seems strange, therefore, that as regards philatelic treasures, there should be a movement in the opposite direction, for I have seen it stated that many "very rare original die proofs" have recently been returned here from America. Is it that stamp collectors in the U.S.A. do not care for such rarities?

I am moved to make these remarks by reading Mr. P. Bond's letter in your last issue, giving directions how to distinguish modern reprints of British Colonial die proofs from the originals, in the preparation of which letter I was glad to be able to give him some assistance.

As I am given to understand that the situation envisaged in my "dream-allegory" exists now to some extent, I would like to say a few plain words to collectors and others concerned, which I would beg them, in their own interests, to take to heart.

Firstly, they should dispel from their minds for ever, any idea of being able to acquire any of the few original Colonial die proofs, except by dipping very deeply into their pockets. There are very few in existence, many being in collections, museums, etc., from which the ordinary collector has not the slightest chance of abstracting them, and it is impossible, by asking high prices, or by any other means, to transform a copy printed say in 1902, into one printed say in 1857. It may be a very good imitation, but it is not "the original Rembrandt."

Secondly, regarding the copies now being talked about, which Mr. Bond has been able to trace as those printed for a special purpose, not postal, about 1902, of which the quantity in existence is, I think, comparatively small, their value should appreciate as years go by, as there is no reason to fear that any more will appear on the market, my firm having no intention of repeating their generosity of years ago, of which advantage has been taken in a way they never intended.

They consider that to offer such gift copies for sale (no doubt in many cases to collectors quite ignorant of their origin) at prices approaching those quoted for originals, is a practice that should be discouraged by all honest collectors and dealers, and they are prepared themselves to take measures, which would be effective, but drastic, to prevent the continuance of such practices, if philatelists do not, in their own interests, insist on their discontinuance.

I sincerely hope, Mr. Editor, that my firm may not be called upon to take such action: but it is well to make it clear that they would come to the assistance of collectors in this matter if necessary, and that they strongly

object to any prints, etc., produced by them being used for the purpose of deception.

Perkins, Bacon & Co. have never sold any die proofs, either original or copies—all were given away years ago to leading philatelists, the copies being printed by special request, and I would therefore say, but without any bitterness, that as these were given away to increase the pleasures of philatelists, and have, incidentally, enabled many collectors to see copies of dies which they would otherwise have had no chance of seeing, except at great cost, it hardly seems "playing the game" to allow these gifts to be used as "Stock Exchange counters" for speculation, or worse still, for deceiving other collectors, when a simple question to the printers would have settled any doubts at once.

In the hope that these few plain words to philatelists may clear up the misunderstanding that seems to have arisen about these copies,

I remain,

Yours truly,

J. DUNBAR HEATH, F.R.P.S.L.,
Managing Director,
Perkins, Bacon & Co., Ltd.

Philatelic Societies' Meetings.

The Royal Philatelic Society, London.

THE eighth meeting of the session 1928–29 was held at 41 Devonshire Place, W. 1, on Thursday, February 7th, 1929, at 5.45 p.m.

Fellows and Members present: T. W. Hall, Louis E. Bradbury, Capt. L. J. Gilbert-Lodge, L. Meinertzhagen, Sir C. Stewart-Wilson, J. H. Barron, A. de Worms, Capt. H. R. Oldfield, R. F. A. Riesco, K. T. Cotherill, W. M. Holman, G. W. Armitage, Col. C. E. Wilson, P. F. Doble, I. J. Simons, C. Williams, E. H. Lee, F. J. Robinson, W. D. Beckton, P. R. Wilson, L. Stones, Lt.-Col. A. Brown, Major H. O. Collyer, C. W. Bok, W. J. Gilbert-Lodge, H. S. Porter, R. B. Yardley, R. P. Croom-Johnson, L. C. G. Nicholson, Capt. E. B. Purefoy, W. A. Boyes, Dr. W. Byam, J. M. H. Wilson.

Visitor: R. F. Morrell.

The chair was taken by the President, and the minutes of the meeting held on January 24th were read and signed as correct.

A ballot was taken for the election of the following candidates: Edward Hotham Gibson, proposed by H. C. Dann, seconded by A. G. Wane; Major Frederick Charles Letchworth Grieve, proposed by R. H. A. Deere, seconded by I. John Simons; Walter Vicente Casares Getting, proposed by Hon. Secretary, seconded by Hon. Asst. Secretary; John Nevile Buchanan, proposed by Capt. V. A. Cazalet, M.P., seconded by Hon. Secretary.

The President then announced they had duly been elected Members of the Society.

He wished to extend his welcome to Mr. Cary W. Bok, an American member, who was present.

A presentation to the Society's collection from Col. C. E. Wilson was announced and exhibited, being a nice selection of Turkish stamps. At this point, Mr. Hall ventured to say that many members would perhaps be pleased to donate some of their duplicates. They had many gaps in the collections and would much appreciate any gifts that members felt able to make in that direction.

The business of the evening was a Paper and Display of the Newspaper Tax Stamps of the Duchy of Parma by Dr. Emilio Diena.

Owing to the absence of the author, the Honorary Secretary read the paper.

The President said he felt sorry that Dr. Diena was not able to make the journey and present his paper in person. It was an honour to this Society to have such an eminent philatelist contribute a paper on one of the issues of his country.

The following is a description of the pieces shown:

A photograph of Prof. Donnini Bentilli (1809–1885), engraver of the Parma stamps.

Samples printed on the official edition of the Ordinances of 12th January and 1st February, 1853. Copies of newspapers hand-stamped Parma and Piacenza. Copies on newspaper of the 9 c. value, first printing in grey-blue, pale blue and blue.

Copies showing positions changed in second setting, including a pair and a block of 4, all unused.

April 1853, postmark the grid of Parma; a copy with the Pontremoli postmark. Two newspapers handstamped in December 1853 (Piacenza only). Mint pane of 60 of the second setting (1855).

6 c. First setting, several copies; also oily impressions (of 1857) 1st November, 1857, with various cancellations and newspapers with Pontremoli postmark. A partly reconstructed sheet of the 6 c. of the third printing, 1859, Setting A over B. The settings were fully described in Dr. Diena's paper.

Various forgeries were shown, together with original stamps bearing forged postmarks.

Dr. Diena's paper embodied all the technicalities of his subject; official references, letters, circulars, invoices and decrees, and interesting observances appertaining thereto. He explained the settings of the printings, and also the quantities printed.

Correspondence.

COMMUNICATIONS.—*All communications on Philatelic matters and Publications for Review should be addressed to the Editor of* THE LONDON PHILATELIST, T. W. HALL, 61 WEST SMITHFIELD, LONDON, E.C. 1.

ADVERTISEMENTS *should be sent to* MR. A. CHURCHILL EMERSON (Advertising Department), 4 SOUTHAMPTON ROW, HOLBORN, LONDON, W.C. 1.

SUBSCRIPTIONS.—THE LONDON PHILATELIST *will be sent, post-free in Great Britain or the countries of the Postal Union, to any subscriber, on receipt of* 6s. ($1.50). *Subscribers' remittances should be sent to* MR. A. CHURCHILL EMERSON, 4 SOUTHAMPTON ROW, HOLBORN, LONDON, W.C. 1.

PROOFS ANCIENT AND MODERN.

The Editor, "The London Philatelist."

DEAR SIR,—My attention has been called to an article in your January issue under the above title, from the remarks in which it seems to be implied that reprints, given away by my firm for advertising purposes in recent times, have been mistaken for original proofs.

If this is so, my previous high opinion of the intelligence of philatelists must be reduced by several points.

Most of the original die and plate proofs of early Colonials in our possession were given to the Tapling collection when that was presented to the nation, and the balance was distributed among leading philatelists about the same time. No doubt some of these have since come on the market through the deaths of their owners, notably in the case of the Crawford collection. If any of the gentlemen referred to have converted our gifts into cash, we cannot be blamed for their action.

The present possessors may, however, rest content, as no more of these proofs are in existence, nor can any more of the majority of them be reproduced by us, for very good reasons.

But as regards a few of the designs, we claim the right, in accordance with the custom of engravers, to utilise in our business these beautiful specimens of engraving as samples of our work, provided adequate measures are taken to prevent them being mistaken for original proofs.

If these remarks are borne in mind, and it is also remembered that modern inks are quite different in appearance to those used in the old days, there should, I think, be no danger of philatelists being deceived, as the writer of the article seems to think possible.

Your insertion of this letter may be the means of explaining what is, after all, quite a simple matter, and will greatly oblige,

Yours faithfully,
J. DUNBAR HEATH,
Managing Director,
Perkins Bacon and Co., Ltd.

SOUTHWARK BRIDGE BUILDINGS, LONDON, S.E.,
21st February, 1919.

[WE are sure collectors have no desire whatever to interfere in any way with Messrs. Perkins Bacon and Co.'s use of old dies or plates for business purposes, but they would be glad if Mr. Heath could see his way to have the dies or plates obliterated by a straight line cut through them or some similar form of cancellation applied, before they are used for modern printing. We express a hope that Mr. Heath will be able to adopt this suggestion, and thereby confer a boon to collectors, and at the same time earn their gratitude.—EDITOR.]

The Market.

NOTE.—*Under this title will be inserted all the information that may refer in any way to the financial aspects of Philately, e.g. the sales or values of stamps, the state of the Market, Trade publications, etc.*

MESSRS. PUTTICK AND SIMPSON.

Sale of January 28th and 29th, 1919.

* Unused, other than Mint.	£	s.	d.
United States, 1847, 10 c. (two copies) and a 5 c., on piece	5	10	0
Ditto, 1857-60, 90 c., deep blue	4	15	0
Ditto, 1875, reissue, no grille, 90 c., pair	8	10	0
Ditto, State, $10,* no gum	8	10	0
Ditto, ditto, $20, off centre	8	10	0
Ditto, Carrier, 1851, blue on pink, on piece	7	0	0
Gibraltar, 1903, £1, mint	5	15	0
Ditto, 1004-7, £1, mint	5	10	0
* Unused, other than Mint.	£	s.	d.
Great Britain, 1911 (June), wmk. Crown, perf. 14, ½d., green, pair	21	0	0
Salonika, 1916, 9d., grey-black, mint	4	15	0
Cameroons, 1915, set of 13, ½d. to 5s., mint	14	0	0
Natal, 1908-9, £1, mint	5	7	6
Southern Nigeria, 1902-4, £1, mint	4	15	0
New Britain, 1914, 1d. on 5 pf., double surcharge,* part gum	22	0	0
Collection, Colonials, 2406	26	0	0
Ditto, Standard Album, 2870	20	0	0
Ditto, Senf Album, 8331	29	0	0

Modern West Indian Essays

By Robson Lowe

(Continued from page 103)

1985 THE QUEEN MOTHER'S 85th BIRTHDAY

Since the last issue we have been able to examine more records and can report that miniature sheets of two of the same values se-tenant were prepared for the following colonies.

	Previously reported
British Virgin Islands: 50c. unissued value	10c., 25c., 75c.
Montserrat: 15c. an unissued value	55c., 90c., $1.15 and $1.50
Nevis: 5c., $2	40c., 75c., $1.20* and $1.50*
St. Lucia 5c. and 25c., both unissued values	40c., 75c., $1 and $1.75
Grenadines of St. Vincent: $2 an unissued value.	

* unissued values.

Barbuda had two errors of colour, the 15c. with the red omitted, and the 45c. with pink or with carmine-rose, the latter was presumably the error.

1986 QUEEN ELIZABETH II 60th BIRTHDAY

Curiously, many of the miniature sheets issued for this celebration were printed in the same large sheets se-tenant with the previous issue. Similar miniature sheets of two of the same value se-tenant were produced, but not issued, and must be classified as essays.

	Previously reported
British Virgin Islands: $2, $3.50, both unissued	12c., 35c., $1.50
Montserrat: $6	10c., $1.50, $3
Nevis: $1.50 unissued value	5c., 75c., $2, $8
St. Lucia:	5c., $1, $3.50, $6

There were blocks of the British Virgin Islands 12c., 35c. and $1.50, on which the frame around the monarch's portrait and the ribbons around the oval 60th Birthday panel were omitted.



1986 ROYAL WEDDING OF THE DUKE AND DUCHESS OF YORK

A great surprise was to find that this issue for nine territories were original sets in sheets of 80 — 8 × 10. The arrangement was — a pair — gutter — a strip of four tête-bêche — gutter — a pair. Apparently this arrangement was altered after an initial printing of 20 to 25 sheets. Therefore there were ten tête-bêche pairs in each sheet. The possessions concerned were British Virgin Islands $1, Montserrat $2, Nevis $2, St. Lucia $2, and the $2 for St. Vincent and its four dependencies — Bequia, the Grenadines, Mustique and Union Island.

HISTORICAL EVENTS

In the issue commemorating **the 500th Anniversary of the Discovery of America** by Christopher Columbus, the following additional varieties of Nevis have been noted — three new surrounds for the $2 + $2 essays.

4. Columbus as a young man with a male companion, above a Spanish harbour.
5. A jumping fish in the foreground with the Santa Maria in the left background.
6. Columbus' fleet of three ships.

The six miniature sheets for Nevis and six for St. Vincent were printed on one large sheet before being guillotined.

Among the proof sheets of the **St. Vincent** miniature sheets, the following varieties were noted.

(a) the $6 sheet (illustrated at the top of page 102), the stamp being imperforate at foot.

(b) the $5 sheet with same surround but no marginal emblems.

(c) as (b) but the stamp imperforate at right.

In the **Grenadines of St. Vincent** the issued miniature sheet was $5, and the original essay was exactly the same design but $6.





In **Bequia** there is a proof sheet of sixty each of the $3 Columbus and the $3.50 *Santa Maria* — the sheet is imperforate except for the lower row of ten stamps (five of each value), which are doubly perforated by the comb machine. The $5 miniature sheet has a map in the surround showing the voyages of Eriksson, Cabot, Columbus and Magellan.

SPORT

Montserrat made no issue in connection with the World Football Cup at Mexico in 1986, but a set of eight values was prepared for use but not issued. Each value showed a different team — 5c. Algeria, 10c. Iraq, 45c. Poland, 75c. Bulgaria, $1.50 Morocco, $2 Scotland, $4 Belgium and $5 England.

In February 1988 **St. Vincent** brought out a set of four values to promote Tourism, but the $10 miniature sheet showing a local sailing boat race was unissued.

In **St. Vincent**, the set of eight 1987 Lawn Tennis Players is found overprinted SPECIMEN in sans-serif capitals.


MONTSERRAT 5c
ALGERIA
MONTSERRAT 45c
POLAND
MONTSERRAT $2
SCOTLAND

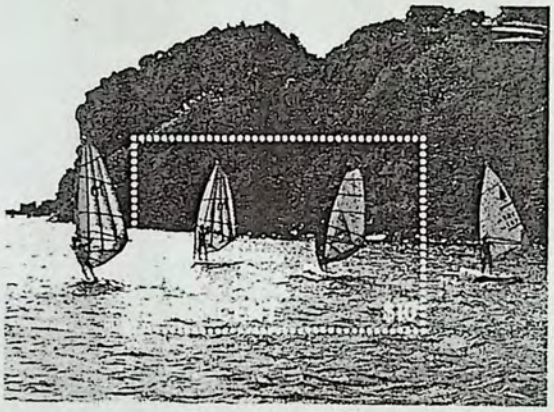


ST. VINCENT



The Seoul Olympic Games in 1988 saw two miniature sheets for St. Vincent, which were prepared for use but not issued. One sheet comprised six values, the 50c. Handball, 75c. Wrestling, $1.50 Running, $2 Cycling, $3 Gymnastics and $4 Horse-riding. The $6 sheet showed Cycling on a background of the arena.

The Grenadines of St. Vincent also had a similar miniature sheet for Seoul, with the 15c. Weight-lifting, 50c. Boxing, $1 Women Running, $4 Horse-jumping and $5 Gymnastics. Another unissued miniature sheet was the 1988 International Tennis Players $6.

In the issue showing Cricketers of the 1988 International Season which was issued on 29 July 1989, the miniature sheet had the $2 (I. V. A. Richards) and the $3 (I. T. Botham). We have seen the four perforation varieties listed:

(a) $2 perf. + $3.50 imperf. on three sides.

(b) as (a) but the $3.50 imperf. all round.

(c) $2 + $3.50 both imperf. at right.

(d) mis-perforated.

The balance of this story is arranged under the countries and the islands.

ANTIGUA







Of the issue that first appeared on 19 January 1976 there were imperforate plate proofs of the 5c. Rufus-throated Solitaire, the 10c. Bougainvillea, and the 15c. Geiger Tree.

In the 1986 Mushroom issue there was an essay 4$ whereas the issued stamp was $4. In addition there was an unissued 3$ *Collybia subpruinosa*. The essay for the miniature sheet was wrongly inscribed 5$.

BARBUDA

1978 Easter — the works of Michelangelo — there are imperforate proofs of this issue.

1978 25th Anniversary of the Coronation. There are proofs of the miniature sheet in the issued colours but imperforate; as well as the sheets of six of each value as issued but imperforate.

In the 1981 Royal Wedding set showing the buildings, the three sheetlets in blue, green and pink were printed on the same sheet. One of the sheets has each stamp imperforate between so this variety exists on all the values and colours.

In 1983 this issue was surcharged and there are various varieties that are as yet unchronicled. There is a set of three sheets imperforate and another where the stamps are imperforate at top. There is a complete set of the sheets perf. 12½ and another which is imperforate horizontally. Then there is a sheet where the bottom row, printed in pink, have the errors of surcharge, the 50c. on $1 and the 40c. on $1.50. These errors and the companion sheets exist imperforate and imperforate horizontally.

1985 Life and Times of Queen Elizabeth the Queen Mother. The first issue of the set of seven from 15c. to $3 exists overprinted SPECIMEN, vertically at left.





BELIZE

The 1983 Jaguar set was printed in sheets of 160, four panes of 40, each being the different value. One sheet we found with the 10c. and $1 imperforate.

In 1984 there was an issue entitled "Cayes of Belize". There were two miniature sheets — the $3 showing a map of the Cayes on the background of a cover bearing Cuthbert Bros. Caye Service 3 cents used on 18 September 1895 and addressed to a Surgeon Major on St. George's Caye. The $5 sheet shows the wreck of the *Comet* in 1812, the background showing the sailors falling into the sea.

1985 saw the 350th Anniversary of the British Post Office and a colourful $5 miniature sheet was prepared, but not issued; the stamp bears the portrait of King Charles I over a mounted post courier blowing his long horn, and alongside are the "*By airmail*", "*Swiftair Express*" and "*Special Delivery*" labels; in the background there are the Houses of Parliament, and on the left a full-face portrait of a mounted Life Guard; over Big Ben flies *Concorde*. This miniature sheet bristles with postal history.





In 1986 the 60c. and $1 issued in 1984 were overprinted HURRICANE HATTIE, to help relieve the results of this disastrous storm, but neither was issued.

Easter in 1987 saw no special issue but a $6 miniature sheet was prepared showing Christ and his two companions on the Cross, but was unissued.

In 1987 Christmas, an orchid set was issued with a $5 miniature sheet. A $3 sheet was prepared showing the *Odonto glossum roezlii*, but was rejected and unissued.

In 1986, this colony started to produce sheetlets with several different values se-tenant. Imperforate proof sheets exist of three of these — the 1986 Ameripex 10c., 15c. and 50c.; the 75c. $1 and $2; Fungi and Toucan 5c., 20c., 65c. and $2.

An essay sheetlet was produced of the 1986 Christmas "Walt Disney" issue — 2c., 3c., 4c., 5c., 6c., 50c., 65c., $1.35 and $2, all in the issued designs. The proofs of the $4 miniature sheet are imperforate, and were printed in a sheet se-tenant with the International Year of Peace $4 miniature sheet.

BRITISH VIRGIN ISLANDS

Somewhere about 1985 an issue was prepared for use but never issued, comprising two portraits of the entertainer, Michael Jackson, on 55c. and $1.50 values.





DOMINICA

On 4 December 1974 the Centenary of the U.P.U. was celebrated with an issue of 10c. and $2 with two miniature sheets at $1.20 and $2.40. Two other miniature sheets were prepared, each with five of the issued 10c. and $2, the first with a sixth label showing the posthorn motif, the latter with the U.P.U. headquarters in Switzerland.

There is an imperforate proof of the miniature sheet issued in 1978 to commemorate the 75th Anniversary of Powered Flight, showing the portraits of Wilbur and Orville Wright.

GUYANA

In 1983 an issue was prepared showing the 27 different birds of Guyana, each on a different value from 80c. to $225, a total face value of $856 a set! The designs were good but this must have been the longest set in the world to be prepared for use and not issued. The values and their subjects were:

80c. partridge
$2.55 collared trogon
$3.25 Derby aracari
$5 black necked aracari
$5.10 green aracari
$5.80 ivory billed aracari
$6.40 Guiana toucanet
$6.50 sulphur breasted toucan
$7.55 red-billed toucan
$7.65 toco toucan
$8.25 natterers toucanet
$8.90 welcome trogon
$9.75 doubtful trogon
$11.40 banded aracari
$12.80 Rufus breasted hermit
$12.65 golden headed train bearer
$13.90 band tailed barbthroat
$15.30 white tipped sickle bill
$17.80 black jacobin
$19.20 fiery topaz
$22.95 tufted coquette
$26.70 Ecuadorian pied-tail
$30.00 quetzal
$50.00 green crowned brilliant
$100.00 emerald chinned humming bird
$190.00 lazurline sabre-wing
$225.00 beryline humming bird


CENTENARY OF THE U.P.U. 1874-1974
10c DOMINICA
Centenary
U.P.U
10c DOMINICA


CENTENARY OF THE U.P.U. 1874-1974
$2½ DOMINICA
U.P.U. Headquarters
$2½ DOMINICA
$2½ DOMINICA
$2½ DOMINICA
$2½ DOMINICA
· DOMINICA ·


GUYANA
$12·65
GUYANA
$13·80
GUYANA
$15·30
GUYANA
$17·80
GUYANA
$19·20
GUYANA
$22·00
GUYANA
$26·70
GUYANA
$30·00
GUYANA
$50·00
GUYANA
$100·00
GUYANA
$100·00
GUYANA
$225·00

In the 1985-87 Wildlife Protection issues, there are two values showing the young ocelot with the imprint 1986 — the 25c. in the issued colour, and the 120c. in the three issued colours.

These are imperforate proofs of the unissued 1985 Abolition of Slavery 25c. and 60c. with the unissued background. (Illustrated on page 103).

In the 1987 Guyana Railway issue there are sheets of ten of the five different designs of the $3.20 and a similar sheet of the $3.30. In each case, the large design is imperforate horizontally.

NEVIS



The 1985 Audobon Birds include the June issued overprinted SPECIMEN as well as normal with the yellow omitted.

In the proof sheets of the set of four 1986 50th Anniversary of the Spitfire fighter aircraft, the red has been omitted. In the imperforate proofs of the miniature sheet $6, the red has been omitted.

The proofs of the 1987 Coral Reef Fishes are imperforate.

ST. LUCIA

The Military Uniform issue with the imprint "1986" was printed in three sheets each containing panes of 40. One sheet had 40 each of the 5c., 10c., 20c. and 25c.; the second had 80 of 15c. and 50c.; the third sheet had 120 40c. and 40 $20. These three proof sheets were all imperforate, the first being accompanied by seven imperforate sheets of progressive proofs, the second and third sheets having six sheets of progressive proofs.





On 29 April 1987 the Centenary of the Statue of Liberty was celebrated one year later by the issue of a set of four values and a miniature sheet containing the four values. Other miniature sheets were prepared

for use but not issued, the $3.50 with the head of George Mason, the $4 with John Tyler, and the $5 with a pensive Abraham Lincoln.

ST. VINCENT

The 1984 Locomotive stamp was printed in sheets and there is a proof sheet of the 1c., 2c., 3c. and 50c. overprinted SPECIMEN in sans-serif capitals.

The 1985 Michael Jackson issue has the miniature sheets with the lower pair in each sheet imperforate at foot as well as the completed item overprinted SPECIMEN in silver, again in sans-serif capitals.





The 1985 Centenary of Motoring exists as an error. The set was printed on one sheet with the pane of 25 of each value. In one sheet the value and the gold frame were omitted and in the same set there was a sheet of 100 of the $5 of the essay with Henry Ford's portrait on the left of the stamp.

On 16 August 1985, a set of eight stamps and four miniature sheets commemorated the entertainer, the late Elvis Presley. Prepared for use but not issued was a double $4 value as illustrated.

On 4 December 1987 a Century of Motoring was celebrated, the $5 value and the $8 miniature sheet showing Henry Ford with his model-T car. In the archives there are two varieties of this design, one with Henry on the right which we presume was the issued design, and the illustrated design with Henry on the left. This comes both as a $5 stamp and an $8 miniature sheet.

The 1986 Automobile set has a sheet of 100, 25 each of the 25c., 65c., $1 and $1.50 all overprinted SPECIMEN in sans-serif capitals.

The 1986 King Arthur set exists imperforate but these are cancelled to order.

The 1987 Lawn Tennis Players has a sheet with 25 complete sets of eight values overprinted SPECIMEN in sans-serif capitals.

The Eastern Caribbean Currency issue that came out in 1987 exists with the similar SPECIMEN overprint up to $10. Curiously the 10c. is the error with the blue missing.

The 1987 Christmas $5 miniature sheet exists with the $5 stamp imperforate at the top.

GRENADINES OF ST. VINCENT

The 1986 Locomotive set of 15c., 45c., 60c. and 75c. with the two type se-tenant exist overprinted SPECIMEN in sans-serif capitals in black. As the word falls exactly on the locomotive in each case, it would be very easily missed.

UNION ISLAND

The 1985 Automobile set is similarly overprinted SPECIMEN on the 5c., 6c., $1 and $1.50.

H.M.S. Speedy

The charming envelope illustrated on the front cover was drawn by Engineer Officer Charles R. Jacob, R.N. and sent to his small son at his home in Chelmsford. "*H.M.S. Speedy*", 810 tons, 230 feet long, was the largest and heaviest ship to be launched on the Thames as high as Chiswick, and it was launched with its engines and funnels, complete. It was laid down by Thorneycrofts in 1893 and commissioned in 1894.

It steamed down the Thames to Chatham for its trials. The artist called his ship "*A Torpedo Catcher*". Alas, we have no details of its career before the 1940 War when on 20 August, three German warships laid mines off the Humber and Tyne. *H.M.S. Speedy* was engaged in mine-sweeping and on 3 September she hit a mine and her bottom was blown out, and she sank almost immediately.

Reference: *Dictionary of Disasters at Sea 1824-1962* by Charles Hocking, F.I.C.

THE

Stamp Collectors' Fortnightly

AND INTERNATIONAL STAMP ADVERTISER.

With which are incorporated "Stamps," the "Stamp Collectors' Monthly," the "Young Stamp Collector," and the "Stamp Collectors' Guardian."

Edited by A. B. CREEKE.

*** The "S.C.F." is the Official Journal of the Scottish Philatelic Society, the Liverpool and Liverpool Junior Philatelic Societies, the Junior Philatelic Society of Scotland, the Manchester Junior Philatelic Society, the Bristol and Clifton Philatelic Society, the South Wales and Monmouthshire Philatelic Society, the North of England Philatelic Society, the Hull Philatelic Association, the Huddersfield Philatelic Society, the Northampton Philatelic Society, the Croydon Philatelic Society, the Bath Philatelic Society, the Weymouth and Portland Philatelic Society, the Dundee and District Philatelic Society, the Bolton Philatelic Society, the South Essex Philatelic Society, the Aberdeen and North of Scotland Philatelic Society, the Swadlincote Philatelic Society, the Nottinghamshire Philatelic Society, the S.T.P.A., and the principal Exchange Clubs.

PRINCIPAL CONTENTS.

	PAGE
Henry Corbould	215
"Peace and Justice"	216
At Home and Abroad	217
Auction Reports	218

No. 636.—Vol. XXV. SATURDAY, JULY 26, 1919. PRICE 1½D.

HENRY CORBOULD:

HIS MINIATURE DRAWINGS.

HENRY CORBOULD is known to all philatelists, as the artist who made the drawing of Queen Victoria's portrait from the obverse of William Wyon's medal, which served as the model for Frederick Heath's engraving of Her Majesty's head on the old Penny, black, the first postage stamp ever printed.

Wyon's medal was, as our readers doubtless remember, struck in commemoration of Queen Victoria's first visit, on the 9th November, 1837, to the City.

Original miniature drawings by a great artist—such as Henry Corbould was—are always of interest and value to the connoisseur; and early this month a number of these were offered at auction by Messrs. Hodgson & Co., at their rooms, 115, Chancery Lane, W.C.

Several of these drawings, particularly one of a stamp in the well-known Britannia type, attracted the attention of philatelists; and we are very much indebted to Messrs. Hodgson for the facilities they kindly afforded us, to obtain the excellent reproductions which illustrate these notes. The illustrations, though admirable in every way, are necessarily incapable of doing full justice to the beautiful originals, of which we were permitted to take photographs: even the best "half-tones" have their limits.





We cannot do better than quote, with a slight addition and alteration, the description given by Messrs. Hodgson in their Sale catalogue:—

Penny Postage Stamp Designs—Four beautifully finished Miniature Portraits (in profile) of Queen Victoria: (1) Crowned head to the right, within circular acorn and oak leaf border, on a 4to sheet of Whatman paper (1837), with MS. pencil note in Corbould's hand, "Let the engraver have the larger drawing to refer to as this is so very small. I cannot make it out so well as I could wish to.—H.C.", addressed to "Messrs. Perkins, Bacon & Co., Fleet Street," bearing post-mark "Oc. 18, 1837"; (2 and 3) two uncrowned heads, to left, one within acorn border, surrounding Royal Motto, with crown above, the other on shaded background, on 2 cards, enclosed in wrapper addressed "J. B. Bacon, Esq." with note, "I will lend the Engraver, if he likes, the larger drawing from which these were done..... H.C." and (4) Diademed bust to left, on pedestal, inscribed "VICTORIA."

Whilst admitting the beauty of the miniatures, we cannot admit that any one of these drawings can be definitely "regarded as the very beginning of Postage Stamp Portraiture and Design."

The cataloguer makes a good bid in support of this contention: he writes—

It is well known that the head for this stamp was designed by Henry Corbould, and that the engraving of it was entrusted to Perkins, Bacon and Co., and it is interesting to note that the date on the first above-mentioned portrait, viz., Oct. 18, 1837, is between the time at which the Commission of Post Office Enquiry was appointed (Feb., 1837) to consider Rowland Hill's invention of the adhesive Postage Stamp, and the Sitting of the Parliamentary Committee (Nov., 1837) to examine the scheme.

We have had a long talk with Mr. Chas. Nissen, an acknowledged authority on the early days of the Postage Stamp, and he is firmly of opinion that the drawings, though bearing some resemblance to the

Portrait on the Penny Black, were made for coins or medals, and not for stamps. Moreover, Rowland Hill's famous scheme was, in 1837, so very recent that sketches for the Queen's head would have been decidedly premature.



With Mr. Nissen's opinion, as foreshadowed above, we entirely agree, and the old belief that the Head on the stamps was modelled from that on Wyon's medal is, so far as we are concerned, quite undisturbed.

We have no desire whatever to depreciate these drawings; they are beautiful pieces of work and, from their very nature, unique, and they are items which any collector of miniatures should be proud to possess, as coming from the pencil of an artist of great repute.



The next lot—it seems sordid to allude to such an artistic and philatelic rarity as a "lot"—is thus described by the cataloguer; and the quaint foot-note of the artist serves to shew the care with which he liked his work to be finished:—

Mauritius Postage Stamp — The Original Miniature Drawing of "Britannia" beautifully executed in Water-Colours, for the 1854 Mauritius Postage Stamp, with pencil note by the Artist, "The Engraver with a magnifying Glass (such as I have not) can finish the toe nails rather more.", and the word "Mauritius" written in pencil beneath the drawing (size $\frac{5}{8} \times \frac{3}{4}$ in.), together with an engraver's proof of the stamp (before the lettering), on thin white paper, impressed on a card.

With this we entirely agree. The sketch is necessarily unique, and the die-proof must be of great rarity; the latter shows the usual "plate-mark" round, but at some distance from, the impression.

Unfortunately, the name "MAURITIUS" is very faintly pencilled in the label at the foot of the sketch, but we can distinguish it on the photograph from which our illustration is reproduced.

In a most interesting article by Mr. E. D. Bacon, which appeared in the "London Philatelist" for April and May, 1914, that well-known writer refers to this proof before lettering, and he came to the conclusion that the die from which it was struck was the "mother-die" of the lettered dies for Barbados, Mauritius and Trinidad, and that the "mother-die" itself was never completed by the addition of a name.

The interest in the drawing is, of course, in the name pencilled in the label, showing that the Britannia design was, as a fact, primarily made for Mauritius. The reason why the "mother-die" was not used for making the plate, probably lies in the fact that Mauritius and Trinidad stamps were ordered about the same time, and were actually dispatched on the same day.

We congratulate Messrs. Hodgson on having the disposal of this drawing, the value and interest of which can be best appreciated by philatelists.



Victoria Postage Stamp.—The original sepia drawing of Queen Victoria on the Throne, by Henry Corbould, apparently the original design for the 2d. Victoria stamp issued in 1852, on a 4to. sheet of note-paper, with w[illegible] mark, "J. Whatman, 1837."

* * * *

The above design embodies a border-wreath of Oak and Olive, intended to symbolise "England at Peace", but no border appears on the stamps as engraved.

This is the cataloguer's description of the above sketch, representing Queen Victoria on the Coronation-chair—usually, but erroneously termed "throne".

It is a beautiful piece of work, far superior to Thomas Ham's copper-plate engraving of December, 1852, which admittedly resembles it in many details.

Queen Victoria on the Coronation-chair is, one may say, a "stock" design—there was only one Chair, so no alteration could be made in that; and only one Queen Victoria, always represented in the conventional attitude with sceptre and orb.

Moreover, the date in the watermark of the paper, 1837—fifteen years before Ham engraved his plate—is against the theory that the Corbould drawing was made for the Victorian Twopence.

However, it is as we said, a beautiful miniature, and would not unfittingly find a place with a collection of Victorian postage stamps as a forerunner of the Twopence of 1852.

"Peace and Justice."

SOMETHING has apparently upset an esteemed corre[illegible]dent! He has sent us a copy of the previous number of the *S.C.F.*, which had the above heading on the front of the cover—though there is no reference to it inside.

The word "Justice" has had a line drawn round it, and is followed by "??": and there is a note—"See p. 206."

Turning, with feverish—at least two degrees "up"—haste, to that page, we find that our correspondent's quarrel is with our first extract from the Royal Philatelic Society's Report for 1918-19, which begins: *As the Victory Year alone.*

An asterisk directs our attention to a foot note, which reads "The "Victory is nearly five years old. *Vide* . . . . . ." with the name of a book on the subject of Germany's downfall, the first Part being published in September, 1915.

Our correspondent adds, "I had rather not receive the paper"—and signs his name thereto.

Whether "the paper" is the Royal's official organ, or only our own rag, we know not.

But why this thusness?

We feel so depressed that we have perforce had to reduce the "white" pages of this number to eight.

LP
after 1964

THE COLONIAL AND FOREIGN DIES OF PERKINS, BACON & CO. 1847–85

By J. W. M. STONE

INTRODUCTION

THE classification and general features of the early Perkins, Bacon line-engraved dies, their proofs and related items have been covered in the writer's paper read before the Society on 20th February 1964[1] to which reference should be made for explanation of terms used and processes described in this article. In this it was also explained that the period 1839–85 covered a coherent group of dies distinguished, but for two exceptions, by having backgrounds or ovals of geometrical lathework. The aim of this paper is to present specific information on each series of dies, excepting only those of Great Britain which have been fully covered elsewhere[2]. Relevant entries in the firm's engraving and hardening books are also recorded elsewhere[3] and will therefore be quoted only when they reflect some point of special interest. Information about roller numbers (R. – – – –) is, however, also available from the firm's proof books now in the possession of the Society, and will be mentioned when ascertainable with reasonable certainty.

The dies have been grouped in families and are presented in chronological order of the engraving of the first member of each. Finally, as mentioned in the previous paper[1], Perkins, Bacon proofs from most of the dies are known only in black on 'India' paper and/or on soft white contemporary card: exceptions to this rule will be listed as necessary. (Proofs were presumably taken by De La Rue from all the many dies taken over by them on expiry of the Perkins, Bacon contracts, but only those of Trinidad and Tasmania have been seen by the writer, and they will not be mentioned further.) Details of the sample plates and the printings from them, by Robert H. Pratt, are currently being published.[4]

Items marked with an asterisk are now in the Society's Museum.

THE SPECIMEN BANKNOTE*

Around 1820 the firm submitted specimens of their banknote printing to the Bank of England in an unsuccessful attempt to get a contract. One of these (Fig. 1) contained a number of the patterns later used for the backgrounds for stamp dies, the relevant portions being marked on the illustration.

Abnormal Proofs. In colour on white wove paper (1936).

PACIFIC STEAM NAVIGATION COMPANY (PERU)

PRIMARY DIES. (S.G. type 1).

One and Two Rials. Engraved September 1847.

The oval frames of the two values (Figs. 2 & 3) are not the same, that of the 1r. being the one later used for the Ceylon sixpence. The regularity of the patterns between the letters of the inscriptions indicates that these were cut directly on the rollers during transference from the original frame dies. Differences in the relationships of the vertical lines to the letters at each corner show that the two dies were engraved quite independently.

Abnormal Proofs

(i) In black on contemporary yellowish-white proof paper cut close and stuck on card (1 rial).

(ii) In black on grey contemporary card (2 rials).

(iii) In light red-brown (1 rial) and red-brown (2 rials) on 'India' paper.

[1] *'The London Philatelist' Vol. 73 p. 59.*
[2] *'G.B. Journal' Vol. 6 p. 82 et seq.*
[3] 'Perkins, Bacon Records', *Vol. 11 R.P.S.L. 1953.*
[4] *'The American Philatelist' Vol. 82 p. 425 et seq.*

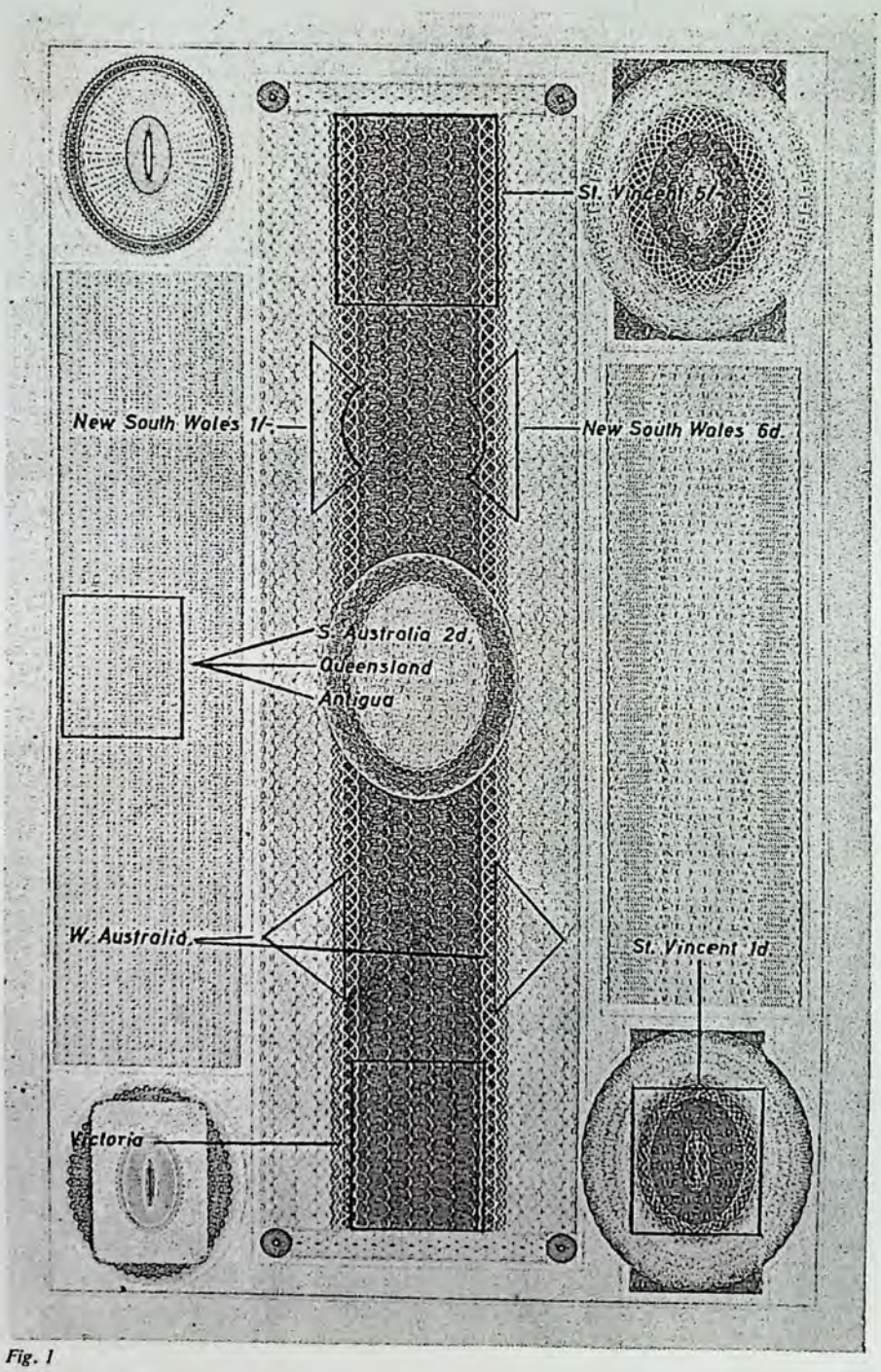
St. Vincent 5/-
New South Wales 1/-
New South Wales 6d.
S. Australia 2d.
Queensland
Antigua
W. Australia
St. Vincent 1d
Victoria

Fig. 1



Fig. 2



Fig. 3



Fig. 4



Fig. 5a



Fig. 5b



Fig. 6



Fig. 7



Fig. 11



Fig. 8



Fig. 9



Fig. 10

THE BRITANNIA TYPES

PRIMARY DIES. Engraved late 1848

Preliminary Die
This was laid down from a roller relief on which the background had been partly cleared, and on it the figure of Britannia, as yet unfinished, was engraved (Fig. 4). It contained two coloured flaws: a graver-slip[5] in the north-west corner-square (Fig. 5 (a)); and a line made when marking out the area to be cleared on the background die, in the sixth inward projection from the bottom of the right border network (Fig. 5 (b)). Both these flaws were transferred to the primary dies.

Essays
These are *not*, as has been suggested, progress (Fig. 6) and final (Fig. 7) states; analysis shows that neither ship could be turned into the other without extensive erasures. The first is judged to have been intended as what it looks like – a ship with sails furled at dusk. It does, however, itself have a progress state in which the right forearm is unstippled, and the left one and face only lightly so.

Master Die
Of this there are two progress states known (Figs. 8 and 9), in which the face, forearms and sails of the ship are unshaded, and a final state without inscription (Fig. 10). It should be noted that the two coloured flaws are prominent and that the lines of the sea are, intentionally or otherwise, interrupted in places, particularly beneath the ship's prow.
Abnormal Proof. In blue-black on white wove paper (1929).

SECONDARY DIES
Two reliefs (Rs. 1085 and 1086) were taken from the master in 1848 and used to enter:

Mauritius (*No value*). (S.G. type 6). Engraved December 1848.
For this the right margin flaw was imperfectly corrected and the sea retouched.

Trinidad (*No values*). (S.G. type 2). Engraved December 1848.
A Rejected Die (Fig. 11) developed surface cracks during hardening, and as these invaded the design it was discarded and the
Accepted Die made.
In both dies the right margin flaw has been wholly corrected; the sea flaws are present and slightly more developed in the accepted than in the rejected die, a finding consistent with their having been entered consecutively with the same relief.

Abnormal Proof. Rejected die in black on very thick hard white card (the only known proof and almost certainly contemporary).

Barbados (*No value*). (S.G. type 1) Engraved December 1851.
For this a new roller relief was used, characterised by an extension to the left of the middle

[5]*Usually caused by the snapping off of the fine tip of the burin whilst cutting a line, causing the stub to jump forward and embed itself in the die.*

sail on the sternmost mast (Fig. 12(a)) compared with the normal (Fig. 12 (b)), and the complete elimination of the right border flaw. Entries from this relief are found on some of the sample plates.

Mauritius Sixpence and One Shilling. (S.G. type 8). Engraved July 1858.
Barbados Sixpence and One Shilling. (S.G. type 2). Engraved September 1858.
Trinidad Fourpence, Sixpence and One Shilling (S.G. type 4). Engraved February–March 1859.

All these dies were laid down from reliefs on which a curved panel had been cleared below the upper border. In none are the dimensions, positions and/or angulations of the solid ends of the upper panels identical, but this might be accounted for by variable over-engraving beyond the borders of the cut-out panel. The coloured flaws show considerable variation, not only between different dies, but also between different prints from the same dies, whilst the sea flaws have been considerably retouched in most cases. It is thus perhaps not surprising that a number of attempts by the writer to work out how many roller-reliefs were used have failed to produce any convincing answer, but it seems certain that there were no intermediate masters (i.e. bearing the name of a colony but no value).



Fig. 12a



Fig. 12b



Fig. 13



Fig. 14



Fig. 15



Fig. 16

Barbados Sixpence die has a constant marginal mark beneath the space between the PE of the value (Fig. 13) which distinguishes die proofs from those pulled from the sample plates. The presence of this mark on the series of coloured proofs on 'Small Star' paper (see below) proves conclusively that these were from the die and hence presumably pulled prior to November 1874 when the dies were 'sent away'. The firm's proof book indicates that

that there were two rollers. (Rs. 1536 and 1540) bearing a relief of the 6d., which accounts for the existence of the sample plate impressions made long after that date, when R. 1540 (used for the plate) had also been 'sent away'.

Abnormal proofs

(i) in rose-red on contemporary card.

(ii) in colour on paper watermarked 'Small Star'.

Barbados One Shilling die also has a constant mark, a broken semi-circle beneath the G of the value (Fig. 14), possibly caused by a tool being dropped onto the unhardened die.

Barbados Five Shillings. (S.G. type 3). Engraved March 1873.

'There is a die measuring 74½ mm. by 56½ mm. . . . a subsidiary of [the master die] . . .. Its origin can be proved by a conspicuous dot, caused by the point of a pair of compasses, in the centre of the figure of Britannia. This dot coincides with the intersection of the diagonals of the rectangle. There is also on this print, in the blank label, a segment of a circle which, if completed, would round off the corners of the rectangle so as to make the reduced design fit the circle of the Barbados Five Shillings Stamp.'[6] The die was entered with R. 1981 on which the right border flaw was uncorrected, this and the dot mentioned above persisting in the final state. (Fig. 15).

TERTIARY DIES

Barbados Halfpenny, One Penny, Threepence and Fourpence. (S.G. type 2) Engraved March 1873.

The characteristic upper tablets (the white spot at the top right corner is a handy landmark) (Fig. 16) show that all these were derived from the 1/– die. The proof book records that two rollers (Rs. 1535 and 1540) were made; the latter, bearing also a relief of the 6d. (q.v.), was evidently the one used to enter the plates, so it is reasonable to assume that the relief with value removed, used to enter these tertiary dies, was on R. 1535. That the value was removed also accounts for the 6d. alone appearing on the sample plates.

One question remains unanswered; why were the first two rollers (Rs. 1535 and 1536), bearing reliefs of the 1/– and 6d. respectively, superseded for making the plates by R. 1540? If the first was good enough for making the tertiary dies, and as the last seems from the sample proofs to have been unmarred, this is indeed a conundrum.

[6]Perkins, Bacon Records *Vol. I, p. 45 – R.P.S.L. 1935*

(To be continued)

Western Province Polganaweia follows Puttalam. It may have been an afterthought, as in

SEL (over)

LP Jan 29

Correspondence.

To the Editor of "The London Philatelist."

BRITISH COLONIAL DIE PROOFS.

DEAR SIR,—In view of the growing interest now being taken in Proofs, a knowledge of the following facts may be of value to collectors of Die Proofs of early British Colonials in enabling them to distinguish between original Proofs pulled about the time the plates were engraved and modern reprints which are frequently offered as original Die Proofs.

These modern reprints are of the following three classes:

(A) Impressions from defaced dies in black and various colours on card and various white papers, also on papers watermarked broad Star and small Star. In each case the value, or rate of postage, has been erased and the space filled in with lines or patterns, and in some cases the name of the Colony has been erased and the space filled in similarly.

(B) Impressions from defaced dies in black and various colours on card and various white and coloured papers, and on white paper watermarked "SPECIAL POSTAGE PAPER LONDON" in double-lined sans-serif capitals. In each case the value, or rate of postage, has been erased and the space left blank. In some cases other portions of the design have been erased and left blank.

(C) Impressions from the dies of the head and central background in black and various colours on white and coloured card, on various white and coloured papers, on paper watermarked small Star, and on white paper watermarked "SPECIAL POSTAGE PAPER LONDON" in double-lined sans-serif capitals.

Having frequently found it difficult and often impossible to convince sellers of these modern reprints as to their status, I communicated with Mr. J. Dunbar Heath, F.R.P.S.L., Managing Director of Messrs. Perkins, Bacon & Co., Ltd., in order to obtain an authoritative statement, and he has been good enough to supply this in the following terms:

"Referring to British Colonials engraved by us, you may take it definitely that all prints with the value space blank, or filled up with fancy pattern, lines, etc., are modern."

Of these modern reprints which are classified under (A) I have seen the following, and I am informed that reprints of a similar character exist of other Colonies, including Newfoundland, Ceylon, and West Australia.

TASMANIA. S.G. Type 3.

1. Rate of postage erased and space filled in with three horizontal angular lines, thick line in middle with thin line above and below, dots in concave portions of top line, three strokes in convex portions of bottom line.

Black, carmine, crimson, green, bright green, orange-brown, on thin hard white paper.

Blue, orange, on thick white card.

Black, bright green, bright rose, on paper watermarked "SPECIAL POSTAGE PAPER LONDON," and on thin plain paper, in combination with the following:

(*a*) New South Wales, S.G. Type 17, rate of postage and fleur-de-lys ornamentation erased.
(*b*) South Australia, S.G. Type 4, head and background, oval.
(*c*) Turks Islands, S.G. Type 1, head and background, oval.
(*d*) New South Wales, S.G. Type 17, head and background, circle.
(*e*) Queensland, S.G. Type 1, head and background, oval.
(*f*) Colonial Bill stamp.

2. Rate of postage erased and space filled in with three horizontal straight lines, top line running into, and centre line running through, the right corner-block.

Black, green, myrtle, carmine, bright rose, blue, on thin hard white paper.

Black, on thin white card.

Scarlet, on thick white paper.

NEW ZEALAND. S.G. Type 1.

1. Rate of postage erased and space filled in with a horizontal wavy line across the middle, dots in the concave portions of the lines.

Red, deep green, on thick white card.

2. Rate of postage erased and space filled in with three horizontal wavy lines, centre line thick, three short horizontal strokes above top line, two below bottom line.

Dull carmine-red, on thick white card.

3. Rate of postage erased and space filled in with three horizontal thin straight lines.

Black, myrtle, bright rose, blue, on thin white paper.

Myrtle on paper watermarked small Star.

SOUTH AUSTRALIA. S.G. Type 1.

Rate of postage erased and space filled in with oval in centre containing two large dots, three wavy lines followed by three dots and two vertical strokes on each side of oval, with eight short lines above, below, and surrounding oval.

Black, green, grey, orange-vermilion, puce, on thick white card.

NEW SOUTH WALES. S.G. Type 14.

Rate of postage erased and space filled in with network of wavy lines, "POSTAGE" erased and space filled in with diamond in centre, three ovals on each side of diamond, short horizontal lines in each oval, dots above and below ends of ovals.

Black, grey, puce, on thick white card.

NEW SOUTH WALES. S.G. Type 17.

Rate of postage erased and three vertical lines drawn across centre of space, fleur-de-lys ornamentation erased.

Black, scarlet, on thin white paper.

Scarlet, on thick white paper.

VICTORIA. S.G. Type 7.

Rate of postage erased and space filled in with short curved lines and horizontal strokes, "VICTORIA" erased and space filled in with six strokes at centre with five ornaments on each side resembling flags.

Black, grey, puce, on thick white card.

BARBADOS. S.G. Type 1.

"BARBADOS" erased and space filled in with oval containing cross in centre, seven diamonds on each side.

Black, orange, grey, puce, on thick white card.

BARBADOS. S.G. Type 2.

Rate of postage erased and space filled in with thick horizontal lines.

Green, on thick white card.

Commenting generally on the subject Mr. Heath writes thus:

"I say it is not possible, or at least not probable, that any appreciable quantity of genuine Die Proofs can now come on the market without the source being known, and any prints, especially coloured, offered for sale as 'genuine,' 'very rare,' 'contemporary,' should be looked at with suspicion, even if the values are not defaced; and utterly rejected if the values are blank or defaced as they are simply modern reprints of the designs, made for purposes other than postal, their sale value depending upon what philatelists are disposed to pay for them as 'works of art,' or 'souvenirs.' As such no doubt they have a certain value, but they should be sold *as such*."

Mr. Heath's statement will enable any collector to identify as modern reprints those impressions which have the value blank or the space filled in with patterns and lines.

The modern reprints classified under (B) might be thought to be of a more dangerous character because the value space is blank, therefore these might be regarded by those unable to identify modern papers and colours as original Die Proofs pulled before the value was engraved, but Mr. Heath gives it as his opinion that no original Die Proofs without value can be in existence as it was not the practice of the firm to pull proofs of dies until they were completed.

The modern reprints classified under (C) of the heads and central backgrounds of the early issues of South Australia, New South Wales, Queensland, Ceylon, Turks Islands, etc., can be identified by their modern colours and papers.

I have seen many types of (B) and (C) and am compiling lists of these, which will be forwarded at an early date for publication with a view to enabling collectors to identify them correctly.

Mr. Heath adds that practically all original Colonial Die Proofs were in black and printed before 1860; he only remembers one in colour, that being of South Australia, which is still in his possession, and that therefore *all* prints in colour of their old Colonial dies should be assumed to be modern reprints unless *proved* to be genuine, the burden of proof to be on the vendor.

In conclusion, I should like to emphasise that I am referring to Die Proofs only, not Plate Proofs.

Yours faithfully,

P. BOND, F.R.P.S.L.

(See *London Philatelist* for December, page 288.)

To the Editor of "The London Philatelist."

DEAR SIR,—I think Mr. Beckton has mistaken the point in reference to Mr. Griebert's description.

If one refers to p. 237 of *The London Philatelist*, Mr. Beckton there remarks: "Mr. Griebert says . . . that sheet is fully 8 mm. longer than the one printed from Plate I."

If one then refers to the scheme of the sheet as shown on the same page as given by Mr. Griebert, one can see that it was laid down from five transfers of a block of 10. The positions $\frac{5}{10}$ repeat regularly all down the pane, and so does Type 8, and most of the other positions are usually correct. In fact, 36 out of the 50 positions are correct, giving only 14 substituted transfers, and it is evident that Mr. Griebert was right and that it was made up from a setting of 10, and as my block and single show the primary flaws of the original intermediate stone, it was derived from that stone. Further, the introduction of 14 substituted transfers would certainly alter the individual spacing, and the fact that the sheet was 8 mm. longer than Plate I would probably be due to a wider spacing between the five blocks of 10, and this would further cause the spacing to "differ from that upon Plate I."

I am afraid there is not the least doubt that Mr. Griebert was right and that Mr. Beckton's comment is wrong. There is an interesting point to be noted in regard to the fact that the pane was 8 mm. longer than those of Plate I. As these stamps were printed in sheets of 100 there is probably another pane of 50 (also 8 mm. longer than the others) to be found, as 8 mm. seems too big a difference for Mr. Griebert's pane to have been printed side by side with any of the other panes.

Yours truly,

E. W. FLOYD.

January 23rd, 1929.

Philatelic Status Symbols

By ROBSON LOWE

(*Continued from page 37*)

CHAPTER II

BRITISH WEST INDIES

The classic stamps of this section of the British Empire were mostly printed by Perkins, Bacon & Co. and, long after their printings had been withdrawn from use, large quantities of remainders came on the philatelic market. In the main, this large stock falls into the following three groups:—

Firstly: stamps exactly the same as those issued but not delivered to the colony concerned because either the quantity printed was in excess of the quantity ordered or the sheet was partly defective.

Secondly: stamps which were not printed exactly in the same shade as those delivered to the colony. Of course, stamps sent to the colony tend to show evidence of the climatic conditions of the colony, so that it is easy for the inexperienced to think that there are two printings whereas there was only one—the part which went to the colony and the surplus which remained in the printers' archives in this much more equable climate. The second group also includes a number of defective or faulty prints (possibly the first few sheets run off in the morning in an endeavour to reach the exact standard required).

Thirdly: the imperforate varieties of those stamps normally perforated (these could come from the first two groups and not have been perforated because the printing was unsatisfactory or the quantity surplus to requirements); also the stamps that are wholly or partly perforated with a perforation which was not used for the post office issue.

Readers are reminded that *the purpose of this article is to list those items mentioned in the standard catalogues but which were not sold over the post office counter.* Therefore, those stamps which were issued only for revenue purposes (such as most stamps of 5/- face value or more issued prior to 1914) but were normally purchased across the post office counter, and either used for their true duty or for a stamp collector, do NOT find their place in this record.

Antigua

The 1862 6d., printed on unwatermarked paper with the perforations 11-12 and 14-16 x 11-13, and the 1d. watermark star, compound perforation 11, 12 and 14-16, were *printers' experiments.* The used *imperforate* varieties of the 1863-67 are not known to me. The only used pair of the 1d. rosy mauve known to me was once a large pair imperforate between until a saboteur excised the surrounding perforations; I have never seen genuine imperforate pairs in used condition, but it is worth considering that proofs are known in imperforate state.

About 1930 I was told that the 2½d. orange-yellow issued about 1928 was only distributed in London by the Crown Agents, and the only supplies to reach the Colony came from philatelic sources. The only confirmation of this tale is that I have not yet seen an example of this stamp used on normal correspondence, so there is a possibility that it was not sold across the post office counter, not even to a collector!

Bahamas

There were large remainders of the first one penny, most of which were on thin paper. A small quantity were perforated 11-12, often only vertically, and these varieties are *printers' experiments.*



The 1862 De la Rue printed 1d. and the "CC" 4d. and 6d. imperforate were cut from *imprimatur sheets.*

The eight locally overprinted stamps during 1917 to 1919 for Special Delivery, War Tax and War Charity purposes provide eight double, six inverted, three double one inverted, and a pair, one with overprint omitted. One must be very credible to believe that the incompetence of both the printers and the post office staff would combine to allow all eighteen varieties to be innocently sold over the counter.

Barbados

The many stamps printed by Perkins, Bacon & Co. remaindered include most of the stamps in the catalogue.

The following stamps were among the remainders that I have *not seen genuinely used* (the issued shades in unused condition are very rare, the used differ from the remainder shades either in colour and/or in impression):

1852-55, on blued: ½d. yellow-green, 2d. greyish-slate and 4d. (deep) brownish-red.

1856-57, on white: ½d. yellow-green (a curious mottled shade unknown used, while the normal used shade has not been seen by me unused).

1861-70, no watermark, imperforate varieties: ½d. blue-green (worn impression), ½d. grass-green (slightly worn), 1d. blue (very worn), 4d. dull rose-red,* 4d. dull brown-red, 4d. lake-rose, 4d. dull vermilion, 6d. dull orange-vermilion.*

1870-73, wmk. large star, imperforate varieties: ½d. green, 1d. blue, 6d. orange-vermilion.*

* Although chronicled used, no satisfactorily used pair is known to me; the normal stamp can be found so large that a potential imperforate single becomes obvious.



The following stamps were not issued:

1852-55, on blued (without value expressed): slate-blue, slate.

1861-70, no watermark, perf. 11-12: ½d. green, 1d. blue (the 6d. also exists but is not catalogued); perf. 14-16: 1/- blue (this stamp is normally pen-cancelled, but most of the few known copies have had the cancellation chemically removed).

The following merit some comment:

1858 imperforate 6d. deep rose-red—a rich shade on stout ungummed paper was found among the remainders; it is closely allied to but subtly different to the issued shade.

1861 no watermark 1/- and 1873 large star 6d. *imperforate between* pairs: I have not seen the former and the only examples of the latter known to me have been fraudulently manufactured from the unissued imperforate variety. *Caveat emptor.*

1874 large star, imperforate variety: 1d. blue. I believe this to be a *proof.*

. . . . . .

The 1892 "HALF-PENNY" on 4d. deep brown with double (or treble) surcharge, one in red, is a *printer's trial.* The 1907 Kingston Relief surcharges when double, inverted double and in *tête-bêche* pairs are rare, but I have some reservations about their status.

Cayman Islands

Some years ago I secured photographs of a number of sheets of the 1907 and 1908 handstamped provisionals taken in the Cayman Islands before they were broken up and sold. These photographs are of more than half the issue and, like the late A. J. Watkins, I know of no genuine examples of the inverted, double one inverted, surcharge omitted in pair of the "½D" on 5/- or the double "2½D" on 4d.

Dominica

No comment.

Grenada

Although quite a number of early stamps were remaindered, the only varieties which need comment here are the following which *were not issued:*

1881 watermark large star: imperforate, ½d. deep mauve, 2½d. rose-lake; imperforate between pair, 2½d. rose-lake.

The local "WAR TAX" overprint made in 1916 is so rare inverted that one feels that this must have been a genuine error.

Jamaica

The "CC" 1872 ½d. and 1875 2/- and 5/- were cut from the *imprimatur sheets.*

There are eight different local "WAR STAMP" overprints made in 1916 which provide only two double, five inverted, one on the back and one sideways overprint. Some of these are so rare that they are probably genuine errors, but others are so common (they may still be bought in sheets) that either the printer did not care or there was a useful market for selling panes of halfpenny stamps (face 2/6) for £3.

(To be continued)

EDITORIAL NOTE.—The chapters dealing with the Philatelic Status Symbols of Great Britain are published in *The Great Britain Philatelist,* commencing with the August issue.

The E. W. Crafer Essays

By Robson Lowe

One occasionally sees the work of an artist who produced essays for postage stamps and invariably the information learned from his study is new to philatelists.

We recently were shown a selection of one artist, E. W. Crafer, who at one time worked for Harrison & Sons as a free-lance. The following is the record of his work.

GREAT BRITAIN



1937 KING GEORGE VI

A square essay for the 1½d. The original drawing is in reddish purple, the design showing the King's head under the Imperial Crown, between sprays of oak leaves bearing acorns, over the word POSTAGE and 1½d. This carefully produced essay is accompanied by a pencil draft showing the layout of the stamps on the sheet. The essay is mounted on a card on which was written

"Suggestion put forward for the Accession of King George VI E.W.C." followed by a pencil note.

"mislaid at H.S. and never put forward". On the transparency covering the essay was written

"Following the Custom of coinage—turning the head for each successive reign" and

"Reduce to width of existing stamp so as to be available for stamp machines". The essay was 22mm. square and the perforations around increased the measurement to 25mm. The suggested width was 18mm., presumably for the design

1940 CENTENARY OF THE ADHESIVE POSTAGE STAMP

The next essay is in the form of a photograph of an original drawing reduced to 22.5×29mm. There are two prints and undoubtedly the King's Head and Crown were from a printed master but the design is new to us. Beneath the words POSTAGE REVENUE are scrolls with 1840 on the left over the full length figure of a top-hatted postman of that era, and 1940 on the right over the figure of a contemporary postman. Between the 1½d. value tablet in each lower corner is a Tudor rose, in the centre a spray of shamrock leaves, a thistle and a flowering leek. On the card on which the essays are mounted was written

"Design submitted for the Centenary of the 1d Post, was given to understand it reached the last 4 for final selection, but owing to the War, the scheme was abandoned and a composite stamp issued of the old 1d black & existing issue."

BRITISH EMPIRE

There are six countries with fifteen essays in the collection and in all instances, the Kings head, and where included, the crown have been let into the artist's design

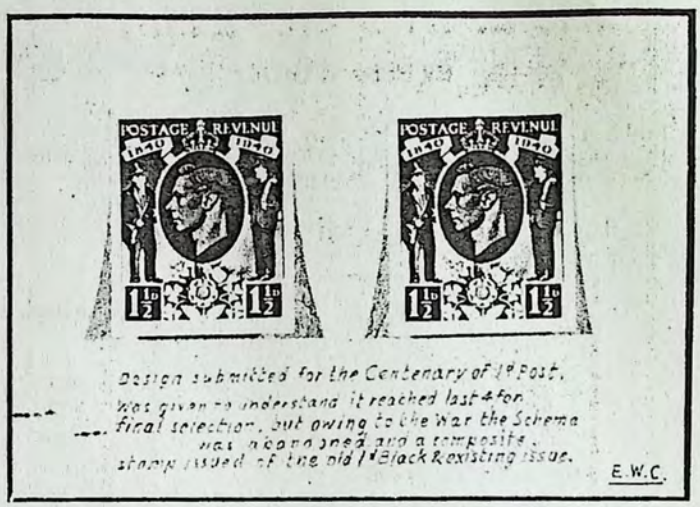

GIBRALTAR 1938

Basically the design of these essays was produced photographically and of the four values, all but the ½d. has the badge of the Colony included in the design

½d deep grey-green—the essay is photo-gravure

2d deep grey, the essay is entirely photogravure. The design shows the north face of the Rock and is similar to the issued design.

10/- There is a black and white photograph of the artist's drawing of Catalan Bay before the insertion of the head and the values. There is a similar photogravure in bright blue in which the photographic head and value tablets have been inserted in black

£1 There is the photogravure print of the artist's drawing in orange with the photographic head and hand-drawn values inserted in black



GILBERT & ELLICE ISLANDS 1938

Again the essays are produced by photogravure, the photographic head of the King being inserted in black and the value tablets hand-drawn in black.

½d deep grey-green—Pandanus pine.

1½d deep rose—the Great Frigate bird.

3d bright blue—two islanders in a canoe



NEWFOUNDLAND 1938

This is a splendid example of the original drawing 68×92mm. with only the head of King George VI photographed. The belling caribou in the pine forest fills the space below the head and the background and is painted in sepia. The lettering and the value tablets are hand-drawn and the labels on each side of the head bear the words "INLAND" and "REVENUE". Against these labels was written in the margin

"Reverse Label—black lettering on white label"

Below the drawing is a photographic reduction to stamp size, printed in the deep grey-green.







ST. LUCIA 1938

This is another original drawing with only the King's head photographic. It is for the 1d. value in deep brown, the head being surrounded by two chains linking four fleur de lys and three Tudor rose badges, similar to the issued design.

SEYCHELLES 1938

These three photogravure essays are of particular interest as they are the accepted designs, and of course, imperforate.

2 cents deep grey green—Coco de mer Palm
3 cents crimson lake—giant tortoise
20 cents bright blue—fishing pirogue







SOLOMON ISLANDS 1938

Three essays are produced in a similar style to the Gilbert & Ellice essays, with the photograph of the King's head and the value tablets being inserted in black, with some hand-retouching by the artist.

½d. grey-green—an islander gathering coconuts

1½d. deep rose—native constable and a chief

3d. bright blue—a Malaita canoe







VIRGIN ISLANDS 1938

Another successful design and the imperforate photogravure essays for the 1½d. value are shown in black and in crimson-lake





LATIN AMERICA

A small but interesting selection as there is an original sketch and an original drawing.

COSTA RICA

This triangular essay is not dated but in the peak of the design are the letters U.P.U. Costa Rica joined the Universal Postal Union in 1874 and celebrated the 75th anniversary by a special issue in 1950.

The design is basically a pencil drawing for the 20c. "CENTIMOS" being drawn in Chinese white on a black ground.

PANAMA

There are five photographic essays in black and white for the designs adopted for the 50th anniversary of the Fire Brigade which were printed by Harrison & Sons and issued *25th November 1937.*

These are the ½, 1, 10, 12 and 20 centesimos de Balboa, the last being for the airmail service.

1939 150th Anniversary of the U.S. Constitution

There is a large and "busy" essay for this issue which is much more handsome than the design produced by the Wright Bank Note Co. of Philadelphia. The value was 5 centesimos.













1939 20th Anniversary of opening the Panama Canal

There are two photographic essays, showing one of the locks on the canal, and one for the 1 centesimo rmail showing the portrait of Belisario Porras who had been president on three occasions and the ınamanian minister to U.S.A. in 1910.

1939 Timbre Nacional

There is the original drawing in a plummy-brown of the two centesimos revenue stamp dated 1939

PEACELAND

A charming black and white drawing of a dummy stamp which we have not recorded before is :presented by the original sketch, 100×125mm. and an imperforate proof 22.5×28mm., the last being /pographed in black. The design looks familiar with the diving gull, the denomination 1 cent. It would ave made a nice stamp for Newfoundland

* * * * *

Here ends the record of the thirty-four designs produced by this artist.

PHILATELIC MAGAZINE May 1972 MISCELLANEOUS : PROOFS - K.G.VI. PERIOD

Commonwealth Proof Material of the King George VI Period

by F. R. Saunders

THE stamp that is so lovingly mounted in an album is only the end-product of a complicated process. To take the case of a recess-engraved stamp. First, a long way back comes the decision to issue the stamp for a particular purpose. Then a suggestion of the subject matter is made known, and creative artists and designers set to work to embody the idea into a design which has to include certain obligatory practical features, such as the name of the territory, the value of the stamp and possibly the head of a monarch or president, in addition to the pictorial matter. The artist submits his drawings and these are considered by various people or bodies and finally a decision is reached. Sometimes, in order to get a better idea of the finished product, the drawing is submitted in the actual dimensions of the stamp, but it is easier to complete the design in a larger-than-life form, photograph it and produce photographic reproductions of the required size, known as artist's photographic proofs. When the decision has been made, the design is passed to the printing-house, and there the engraver starts to engrave the die. From time to time he inks the engraving and takes an impression to see how his work is progressing, and these reproductions of the unfinished die are known as "progressive die proofs". When the work on the die is finished a final die proof is taken, and such are sometimes found annotated with the words "Before hardening", for before the die can be used in the next step towards printing, it must be hardened by heating and tempering. When that process is done a further impression may be made, and found labelled "After hardening".

After the printing plate has been made, it would seem sensible to take a "pull" from it to see how the plate registers, though to the best of my knowledge no such "pulls" are known to have reached collectors. But the existence of doubling of design, the hall-mark of a second entry of the transfer-roller, in the first printing of an issue, argues for additional work to a plate after such a trial "pull". When the printer is satisfied with the condition of the plate, the plate itself is generally hardened and prepared for the press. Various impressions are then taken, possibly in black to show the quality of reproduction, possibly in the colour of issue to check its registration and control the flow of ink, etc. Colour trials may be made at this juncture, though these are more likely at the die stage. Finally, a full dress-rehearsal of printing is made on the issued, watermarked paper, in the actual colour and with gum. The printing of the stamp for issue can then begin.

To the ordinary postal user only the stamp itself is of concern. To the advanced collector, however, this "pre-stamp" material is both interesting and desirable, though it was not intended for him. In reality it concerns only the body ordering the stamp, the printer, the engraver and the artist, and its place is in the archives of the ordering body and the printer, and perhaps in the work-folios of the engraver and artist. But we do know that certain postal authorities, notably Canada, did distribute some of this material to favoured recipients, and the further we go back in the history of stamp production, the more of this type of material seems to have got into the hands of collectors. By their very nature there will obviously be more plate proofs since they were printed in sheet form and not in singles as in the case of die proofs. Of "unfinished die proofs" or series of "progressive die proofs", the number is much smaller, for the very existence of these in the hands of a collector indicate some irregular, though not necessarily illegal method of obtaining them. A director of the printing firm may have had additional pulls made for his own collection or that of a favoured friend or relation. The engraver at the end of his working life may have considered the contents of his work-folio to be his own property. The firm may have closed down or been taken over by another and the archives dispersed – and the hands of collectors are ever open to receive. But in those hands even fewer artist's drawings or photographic proofs are to be found, for such will generally be returned to the ordering body, namely, the postal authority of the country, and be preserved in its archives, or, in the case of some of the British Colonial Territories, find a place, as a gift, in the Royal Collections.



10c. frame in grey-black on thin green paper. Colour change April 1952.



Centre in block on thin green paper for new 25c., April 1952



Working proof on greenish-grey surfaced card. Frame only.

It is very noticeable at Society displays and at exhibitions, that no matter how much proof material is on show, the private collector has little or nothing emanating from the reign of King George VI. As a student of the issues of that reign, and with Kenya, Uganda and Tanganyika as one of my favourites, I was very interested when a little over a decade ago a dealer offered me what he described as possible proofs of Kenya and the Virgin Islands, which had formed part of a collection he had bought. These items did not fall into the category of any of the "normal" proof material. Apart from one of the Virgin Island examples they were on a thin green paper, which had, on occasion, been put through the press more than once, since portions of other stamps appeared on the backs and sometimes on the faces of these items. They were imperforate and in the colours of genuine issues and seemed to be emissions of the authorised printers, for poor though the paper was, the impressions had been produced by recess-engraving. The eight examples of Kenya consisted of the frame only of the 10c. and 15c. in the April 1952 colours, the frame only and centre only of the new 25c. value, the frame only, the centre only and the complete design of the new 40c. value, and the centre only of the 30c. in the new colour. The Virgin Islands items consisted of a complete design consisting of the frame of the 3c. in sepia-brown and the centre of the 60c. in sage-green, and the $1.20 frame only in deep blue on a greyish-green surfaced, white-backed card, of the series issued on April 15th, 1952. They struck me as being of particular interest in that they formed a state between the die proof and the plate proof, or even between the plate proof in black and the final plate proof in issued colour on watermarked, gummed paper, and thus their type is unique in the general body of pre-stamp material. Moreover its nature indicated that it belonged to the printing works and nowhere else, and had been removed, probably illegally, by an employee. For want of another name I have termed these "working proofs".

In the intervening years I naturally kept my eyes open for further examples of proof material of this or any other sort, but apart from the advertisement of one small dealer offering a few Kenya items duplicating my own, at around £1 each, I encountered no more of this type until September 1969 when a leading auctioneer offered two lots, one consisting of a mixed bag of eleven items, the other 29 items of Kenya. Both lots went to a dealer who broke them up and offered them in the philatelic press. Then in a batch of mainly Kenya plate blocks I obtained a pair of frame only of the 15c. and a pair of frame only of the 25c., and in the course of 1970 and 1971 further examples of Kenya and elsewhere appeared in auction sales. Among the items I recorded were examples of Ceylon, Gibraltar, Fiji, Kedah, Trengganu, Hong Kong and Swaziland, all of them values issued or reprinted in the course of 1952, and all of them imperforate "working plate proofs". But there was one item which at first did not seem to fit in with the rest as far as time was concerned. This was a rather grubby pull from the master die, without value, of the 1949 set of Trengganu, but the matter was cleared up when later a plate number block of 12 of the 8c. Trengganu in green on buff-coloured paper appeared on offer, and this value in green was first issued on September 1st, 1952. It looks then, as if the pull from the master die "escaped" when preparations were being made to print the colour changes of the 8c. and 20c. and the new values 5c., 12c., 30c. and 35c. It will be noticed too, that all of these working plate proofs were of issues printed by Messrs. De La Rue.

My general interest in the reign of King George VI led me to attempt a census of pre-stamp material of this period. It will be recalled that the catalogues warn collectors against certain imperforates, unwatermarked examples, têtê-beche stamps, wrong colours and "toned" papers of Australian issues of 1942 and later, which reached the market as a result of unauthorised leakages. But in addition to these, a correspondent has reported the possession of the 1937 series ½d. to 1/6d.

11/-

(continued on page 4

KG VI Proof Material

(continued from page 409)

die proofs, and in the sales there have been offers of die proofs of the "Arms" type high values, and certain 2½d. Commemoratives, accompanied by letters from the Postmaster-General's Department, which seems to indicate some sort of distribution "by favour".

In Canada the practice of distributing plate proofs "by favour" had long been established, so it is not surprising to find records of the existence of plate proofs of the 1937 Coronation 3c., some of the 1938 definitives, the 1939 Royal Visit set, Special Delivery stamps and the 1942 "War Effort" series.



Plate proofs of the Coronation issue



Plate proofs of the 1938 definitives

Probably Newfoundland too, indulged in the habit of distributing plate proofs "by favour" for these are among the most frequently offered items in sales and advertisements. But the number of die proofs I have recorded, including uncompleted die proofs and progressive die proofs, seems to suggest that someone high in the management of Perkins, Bacon and Co. has co-operated in making available to a collector material which should never have left the printing house. This is borne out by one of the items sold in the second portion of the Sidney Harris collection in April 1970, namely, a letter dated December 11th, 1937, from the engraver, James Scott, to Commander J. M. Heath of Perkins, Bacon and Co., with a proof photograph of the central design of the 1938 3c. stamp. Unfortunately I have no record of the sale of the first portion of the Sidney Harris collection, which included the 1937 "long" Coronation set, otherwise I am sure my records of Newfoundland proof material would be more complete. As it was, the sale of the second portion provided examples of progressive die proofs of the 1938 definitives, and die proofs of the non-definitive issues to the 1947 Anniversary of Cabot's Discovery of Newfoundland commemorative. Strangely enough, Mr. Harris had also managed to obtain die proofs of the 1941 Sir Wilfred Grenfell's Labrador Mission stamp and the 1943 Memorial College stamp, both printed by the Canadian Banknote Co. Also among my records is an item listed as "1939 Royal Visit, imperforate single, mounted on a Bradbury, Wilkinson sample card".

The only example of this period (known to me) of an artist's original sketch in private hands was sold for £44 in a sale in March 1970. It is of the Upland Goose featured in the 1952 Falkland Islands definitive set on the 2d. value. In the same sale a set of artist's photographic proofs of the accepted designs for the top values of the 1938 Falkland Islands definitive set, but with the head of King Edward VIII, and another set of similar proofs of the accepted and unaccepted designs for the lower values, with the head of King George VI, were sold. These two sets were each mounted on a card and signed "G. Roberts", and duplicate sets, individually mounted, were also included in the sale.

The closing of Waterlow and Sons has also brought some "pre-stamp" material, mainly in the form of trade specimens, on to the market. Die proofs of the 15c., 25c. and $1 of the 1939 North Borneo definitive set in the issued colours and the $1 in blue, black and carmine, have been on offer, and also a set of five of the 1939 postage due stamps of the same territory in the issued colours. A correspondent has also informed me that he had been offered three engraved die proofs of the head of King George VI, two of which obviously originate from Waterlows, while the other, being similar to that used for the 1950 Cayman Islands and 1951 Grenada sets, would appear to come from Bradbury, Wilkinson. The latter firm was also responsible for printing the 1946 Sarawak Centenary set which is sometimes offered in imperforate condition, suggesting rather plate proofs than abnormals of the issued stamps. From Waterlow comes a batch of Southern Rhodesian material, variously described by auctioneers as "colour trials" or "colour proofs", which seem rather to be printer's samples. They are perforated, sometimes in issued colours, sometimes in other colours and combinations of colours, sometimes with a hole punched in them, sometimes overprinted "SPECIMEN" and sometimes overprinted with the name of the firm. There is also a 5d. New Zealand imperforate proof or essay, said to have been prepared for a Royal Visit in 1947 or 1949 – the auctioneers do not seem to be sure of the date – but not issued. In purple it depicts the King, Queen and Princess Elizabeth, and resembles to some extent the 2d. of the Victory set, so it may come from Bradbury, Wilkinson.

Census of Kint George VI "pre-stamp" material

Australia
- 1937 ½d. to 1/6d. die proofs.
- 1942 1½d. Queen Elizabeth imperforate*.
- 1942 2½d. King imperforate*.
- 1942 2½d. King on "toned" paper*.
- 1942 2½d. King tête-bêche pair*.
- 1942 4d. Koala imperforate*.
- 1942 6d. Kookaburra imperforate*.
- 1943 9d. Platypus imperforate*.
- 1941 1/- Lyre Bird imperforate*.
- 1946 2½d. Peace unwatermarked*.
- 1947 2½d. Newcastle imperforate*.
- 1947 3½d. Newcastle wrong colour*.
- 1947 1d. Princess Elizabeth imperforate*.
- 1948 1/6d. Hermes imperforate*.
- 1948 5/-, 10/-, £1, £2 die proofs.
- 1948 2½d. W. J. Farrer, die proof.
- 1949 2½d. Lord Forrest of Bunbury, die proof.

Note: Items marked * were illegally "leaked" from the Commonwealth Note and Stamp Printing Branch.

Canada
- 1937 Coronation 3c. imperforate plate proof.
- 1938 Definitives: 10c. (two shades), 13c., 20c., 50c., $1 plate proofs.
- 1938 7c. Air stamp, plate proof.
- 1938 20c. Special Delivery stamp, plate proof.
- 1939 10c. Special Delivery stamp, plate proof.
- 1939 Royal Visit 1c., 2c., 3c. plate proofs.
- 1942 War Effort, 14 values, plate proofs.

Ceylon
- 1952 Sept. printing, 3c. frame only, working proof.
- 1952 May printing, 50c. centre only, working proof.

Falkland Islands
- 1938 artist's photographic proofs of accepted and unaccepted designs, ½d., 1d., 2d., 2½d., 4d., 6d., 9d.
- 1938 artist's photographic proofs of accepted designs but with head of King Edward VIII, 1/–, 2/6d., 5/–, 10/–, £1.
- 1952 2d. value, artist's original sketch of Upland Goose.

Fiji
- 1952 Sept. printing, 1½d., working proof.
- 1952 Sept. printing, 2½d. frame only, working proof.

Gibraltar
- 1952 March printing, 10/– frame only, working proof.

Hong Kong
- 1952 Feb. or Nov. printing, 20c., working proof.

Kenya
- 1952 April 10c. new colour, frame plate 11A, centre plates 9A, 9B, frame only, centre only, full design, working proofs.
- 1952 April 15c. new colour, frame only, frame plate 3A, centre only, working proofs.
- 1952 April 25c. new value, frame only FP1A, centre only, full design, working proofs.
- 1952 April 30c. new colour, frame only, centre only, working proofs.
- 1952 April 40c. new value, frame only, centre only, full design, working proofs.
- 1952 Sept. printing, 20c. frame only, working proof.
- 1952 Sept. printing, 50c. frame only, centre only CP3A, full design, working proofs.
- 1952 Sept. printing, 1/– centre only, working proof.
- 1952 Sept. printing, 3/– centre only, working proof.

Malaya—Kedah
- 1952 8c. new colour, working proof.

Trengganu
- 1949 Master die proof.
- 1952 8c. New colour, working proof.

Newfoundland
- 1937 Long Coronation
  - 1c. progressive die proofs, plate proof.
  - 3c. Die 1, die proof, plate proof, plate proof in black; Die 2, die proof, plate proof.
  - 7c. die proof, plate proof.
  - 8c. plate proof.
  - 10c. plate proof.
  - 14c. die proof, plate proof.
  - 15c. plate proof.
  - 20c. die proof, plate proof.
  - 24c. die proof, plate proof.
  - 25c.
  - 48c. die proof, plate proof.
- 1938 Definitive
  - 2c. progressive die proofs, die proof No. 1238, plate proof.
  - 3c. progressive die proofs, die proof No. 1239, plate proof.
  - 4c. progressive die proofs, die proof No. 1236, plate proof.
  - 7c. progressive die proofs, die proof No. 1237 plate proof.
- 1939 Royal Visit
  - Imperforate, mounted on B.W. sample card.
- 1941 Definitives
  - 2c. redrawn, die proof in black.
  - 3c. redrawn, die proof in black.
- 1941 Grenfell
  - Die proof, die No. XC-3817.
- 1943 Memorial College
  - 30c. die proof, die No. X-C 3887.
- 1947 Princess Elizabeth
  - 4c., die proof, die proof in black.
- 1947 Cabot
  - 5c., die proof in black, die No. 18174.

New Zealand
- 1947 (1949?) 5d. purple, prepared for Royal Visit, plate proof.

North Borneo
- 1939 15c., 25c., $1, die proofs.
- 1939 $1, die proof in blue, black and carmine.
- 1939 postage dues, 2c., 4c., 6c., 8c., 10c., die proofs.

Sarawak
- 1946 Centenary
  - 8c., 15c., 50c., $1, plate proofs.

Swaziland
- 1952 November printing, 4d. working proof.
- 1952 November printing, 2/6d. working proof.

Virgin Islands
- 1952 3c. frame only, working proof.
- 1952 60c. centre only, working proof.
- 1952 $1.20 frame only, working proof on card.

Head of King

Engraved die proofs of King's head, two by Waterlow and one by Bradbury, Wilkinson(?).

Note: Unless otherwise mentioned die, plate and working plate proofs are all in issued colours, and plate proofs on watermarked, gummed paper.

LPSept/96

QV 1877

The General Unappropriated Colonial Plate.

A Paper read before the Philatelic Society, London, on December 13th, 1895.

By GORDON SMITH.*

THE attention of a great number of collectors at the present day is largely occupied with the postal adhesive stamps of the West Indian possessions of Great Britain. This is not confined to the stamps produced by Messrs. Perkins, Bacon & Co.—stamps which rank among the handsomest ever made—but is extended to the later stamps, which were produced by Messrs. De La Rue & Co., and which, whatever their merits in the eyes of the collector—and speculator—can hardly claim to be described as possessing much beauty.

The stamps manufactured by this firm may be divided into three classes, each of which marks a period of economic, rather than artistic, progress. We have: First, stamps printed from plates appropriated to a particular colony and to a particular value, such as the first issues of British Columbia and Vancouver Island, Jamaica, Sierra Leone (6d.), Ceylon ("cents" issues), Straits Settlements, &c., and notably, of course, those of the United Kingdom. Secondly, stamps printed from plates appropriated to a particular colony, but not to a particular value—this being inserted by a second printing—such as the stamps of Lagos, Dominica, Tobago, St. Christopher, Gibraltar, &c. And thirdly, stamps printed from plates unappropriated to any particular colony, or to any particular value. Of this class there are three varieties of plate, (1) where it is unappropriated to any particular service, (2) where it is appropriated to "Postage" only, and (3) where it is appropriated to "Postage and Revenue." These last two are quite modern, and have always appeared in two colours.

It is, however, of the first only of these plates that I wish to speak now. I call it "The General Unappropriated Colonial Plate," as the best description I can give; for, in addition to the fact that the design included neither the name nor the value, it has been extensively used for stamps of fiscal as well as postal nature.

The design of the plate is probably one of the best known, as it has served for a greater number of different stamps than any other, and has received as much (not unmerited) opprobrium for the poverty of design and general appearance as any other postage stamp made under every advantage that science and skill can supply.

* The subject of these two Dies has been previously dealt with by M. Grignard, and, to a certain extent, in this Journal also (see Vol. iv., August, 1896, pp. 211, 212). Mr. Gordon Smith, as will be seen, has made a more extended examination of the question, which result was given in a paper read at the close of last year before the London Society. We regret that, owing to abnormal demands on our space, this interesting paper should not have appeared earlier, but we can recommend it as being the most careful and accurate account of these interesting Die-varieties that has hitherto appeared.—Ed.

It consists of a diademed head of the Queen to the left, on a horizontally-lined background, octagonal in shape, surrounded by an octagonal frame, an uncoloured space lying between the background and the frame. The horizontal and vertical sides of the frame are produced both ways to form a square, and in the triangles thus formed are similar and similarly-situated triangles of colour, in which are trilobed uncoloured ornaments. Extending along each vertical side of the square is a row of sixteen diamond-shaped spaces on a ground of colour; above and below are rectangles for the name and value respectively; and the whole is enclosed in a rectangular frame.

Commonplace though this design may be, it possesses interest due to a cause hitherto, until quite recently, unsuspected by Philatelists. About eight months ago my attention was directed, by Mr. W. H. Phillips, to a difference in the general appearance of two sheets of the 30 paras Cyprus, a difference which seemed hardly to be accounted for by assigning them to distinct printings. A reference to the plate number in the margin of the pane (which, as most collectors are aware, is indicated by an uncoloured numeral, within a circular disc of solid colour), showed that plates 1 and 2 were apparently identical, but that plate 3 certainly differed from both.

I have since then made a careful examination of many stamps of this design, including those of Antigua, Montserrat, Nevis, St. Lucia, Turks Islands, Virgin Islands, Cyprus and Natal, with the following results:

I cannot detect any difference between plates 1 and 2. These I call Die I. Plate 3 is so different in many respects from its predecessors, that it has been, in my opinion, made either from Die I. re-engraved, or perhaps from an entirely new die. This I have called Die II.

The chief points of difference are:

DIE I.	DIE II.
(1) The 7th and 8th lines of the background, counting from the top, converge as they meet the top of the head, and the lines in front of the eye are not quite straight and parallel.	These irregularities have disappeared.
(2) The uncoloured space in the coil of hair, just above the pendent curl, is, roughly speaking,	
triangular.	oblong, with a line of colour partially dividing it at the left end.
(3) The line of colour in front of the throat stops at the	
6th line of shading on the neck.	8th line.
(4) The number of lines traversing the eyelids	
are 4.	are 3.
(5) There are dots in the centres of the bosses of the thistles in the diadem, and the uncoloured facet of the middle jewel.	No dots.
(6) The solid colour beneath the neck merges into the lower line of the background in front.	The solid colour stops abruptly against the *two* lowest lines in front.

The orifice of the ear, which in both is rather like a capital script *D*, is narrower in Die II. The front ornament on the diadem is differently shaped and differently placed, with respect to the angle of the octagon, in each die.

These differences will enable anyone to distinguish between the two dies, and with a very little practice (1), (2), (3) and (6) can be seen with the unaided eye.

These are the most salient, but every part of the head shows innumerable minor variations. The lines of the background also are thinner in Die II. With regard to the remainder of the design, I think, perhaps, there may be slight differences in the shape of the trilobed ornament in the corners of the square, but otherwise the frame portions of the two dies seem to be identical.

It will now be of further interest to state how these dies are distributed among the numerous stamps which have been formed from them.

All stamps, printed on paper watermarked Crown and CC, are from Die I., but both are found on the Crown and CA paper.

As the Postal Consolidation of the Leeward Islands group took place before Die II. came into use, it follows that all the values of this design of Antigua, Montserrat, Nevis, and Virgin Islands are from Die I.

Of the other stamps, I have found the following with

DIE I. only.

Turks Islands. 2½d. brown, 4d. grey.

St. Lucia. 1d. rose, 6d. lilac, 1s. brown, and 6d. lilac and blue.

NOTE.—*The plate from which the Grenada stamps are printed is also from Die I.*

DIES I. AND II.

Turks Islands. ½d. green.

St. Lucia. ½d. green, 1d. lilac, 3d. lilac and green, 4d. brown, 1s. lilac and red.

Cyprus. 30 paras, ½, 1, 2, 4, 6, and 12 piastres.

Natal. 2d. olive-green.

DIE II. only.

Turks Islands. 2½d. blue.

St. Lucia. 5s. lilac and yellow, 10s. lilac and black.

Cyprus. 9, 18 and 45 piastres.

This list is necessarily imperfect, but I have indicated fourteen stamps which may be found of both types; the only addition, as far as I can see, that may possibly be found is the St. Lucia 6d., lilac and blue, which will doubtlessly appear as soon as the edition of the old Die is exhausted. Considering, therefore, the number of stamps which bear this design, collectors need not be frightened at the list of varieties which they should add to their collections.

In conclusion, I think it only fair to say that M. Grignard, who announced *his* discovery of some of these differences in *La Revue Philatelique* last summer, seems to have been a simultaneous discoverer, and must, therefore, be allowed to share in the honour.

The Empire's First "Omnibus"

Notes on the Crown Colonies Silver Jubilee Issues of 1935

By
L. de F. C. Lucas



WITH the advent of Her Majesty The Queen's Silver Jubilee, interest has been re-kindled in the issues commemorating the Silver Jubilee of her grandfather, King George V, in 1935. At that time, the stamps concerned commanded unprecedented interest, and it is surprising that [illegible]er flagged. Consider, for instance, the Crown Colonies [illegible]s of 1935. This was the very first omnibus issue within the Commonwealth (then the Empire), which is also regarded by many discerning philatelists as one of the finest pieces of line-engraving ever applied to postage stamp production.

It was limited to 44 colonies, now mostly independent states, all of whom were genuine postal users and not a collection of bare rocks rarely inhabited, or fringe states cashing in on special occasions. The printing was shared by three British printing houses of renown, Waterlow & Sons Ltd., Bradbury Wilkinson & Co. Ltd., and Thomas De La Rue & Co. Ltd. Finally, although most catalogues list only the "Extra Flagstaff", there are numerous equally discernible marks, deliberately inserted in their plates by the three printers, thus inadvertently providing varieties for the specialist to identify.

Designed by printer's artist

Each colony issued four stamps all of the same design. Newfoundland's issue was in monochrome, but the others were in two colours, the top value for each colony being in one of several shades of royal purple and in black, with the other three values taken from six other pairings of colours. The design was by H. Fleury, a staff artist of Waterlow & Sons, who were the main contractors, and specimens were [illegible]mitted to King George V in early 1935. The general [illegible]e was made on May 6th, 1935, although Basutoland, Bechuanaland and Swaziland got away to an early start on May 4th. Mr. Fleury also submitted, without success, three designs for the Great Britain issue, one of which bears strong resemblance to the design adopted by the colonies.

Due to the short time available, Waterlow's master dies were used by the other two printers in preparing their own plates. Nevertheless, noticeable differences exist between the three. Waterlows printed the stamps of 15 colonies, with Bradbury Wilkinson and De La Rue printing those of 15 and 14 respectively. Two plates, each of 60 subjects, were used side by side in printing the vignettes. The sheets were then cut in half so that the frames could be overprinted using frame plates of 60 subjects. Thus, completed sheets numbered 60 stamps and, since serial numbers were applied at the start of the operation, only half the completed sheets carried serial numbers.

In the case of De La Rue it appeared that they did not use serial numbers at all. However, I have recently come upon sheets of all four values of Northern Rhodesia with serial numbers and, more recently, a sheet of Bahamas 1½d. similarly numbered. There were many reprintings of this series, and it may be that De La Rue changed their practice in later printings.

Vignette Plates and Secret Marks

The vignette consisted of a view of Windsor Castle from the opposite bank of the River Thames. A number of secret marks were introduced in the vignette plates by the printers and it is stated that this was to distinguish their work. The majority of these marks were by way of additions to the outline of the castle, but some are found in the river, or sky. Twenty-three such marks were identified by Douglas B. Armstrong, then Editor of STAMP COLLECTING, and described by him in an article in late 1935.

The most publicised mark is, of course, the "Extra Flagstaff", which was inserted by Bradbury Wilkinson in their Plate Number 1. It is on stamp number 49 in the bottom left block of four. There are, in fact, two other marks on adjacent stamps in this block, and two more elsewhere. Thus, there are five marks to be found from this plate. As is well known, the "Extra Flagstaff" rises from the castle to the right of the Round Tower and is clearly to be seen. For later printings it was erased—literally, as it was established that it was scratched off the sheets of stamps with a sharp instrument before they were released. Thus, blocks with the Flagstaff "corrected" can be collected, but since it is impossible to prove who did the scratching they command no great price! In all, Bradbury Wilkinson used six plates and another eight marks are to be found among them.

The most interesting combination of marks comes from the printings by Waterlows. Two clear marks can be found on the last stamp (number 60) in some sheets. One, known as the "Flying Kite", is an obvious squiggle rising into the sky from the bushes at the left of the castle. The other, known as "The Log in River", is a short thick line in the water in the foreground. These two are always accompanied by two lesser marks on the adjacent stamp (number 59). The unusual feature is that these four marks are not confined to one plate, but appear on printings from two plates in identical form, except for the fact that the "Log" is horizontal in one case and vertical in the other. In addition to this, when the "Log" is horizontal a "Split Pea" in the sky is found on stamp No. 7 and when it is vertical a "Smudge" in the sky beside the Round Tower is found on stamp No. 11. On each occasion, a short vertical line over St. George's Chapel is also found on stamp No. 22. Thus, one plate had marks on stamps 7, 22, 59 and 60, the last with a horizontal log; and the other plate had marks on stamps 11, 22, 59 and 60, the last with a vertical log. I have also seen an example with the "Flying Kite" practically erased, but with all other marks clearly to be seen. Little is known of the other two plates, although one further clear mark has been found.

In the case of De La Rue, five marks are to be found among the four vignette plates that they used. As they numbered their plates in the bottom margins, it is possible to find positional blocks of stamps containing the marks and including the relevant plate numbers in the margins. By examining the placing of these numbers it can be shown that Plates 2A and 2B were used together and that Plates 4 and "4" with a line formed the other pair.

I have come upon a number of sheets entirely free of marks and, although not recorded as far as I am aware, it is quite clear that De La Rue's plates must have been

(Continued on page 1173)

"Quoting You"

—LETTERS TO THE EDITOR

Opinions expressed are not necessarily endorsed by the Editor.

THE " DANSON " SUDAN

SIR,—Mr. Keith Tranmer's letter (*April 28th*) I found very constructive. In many ways I have sympathy with the views expressed by Mr. Tranmer but there are other aspects of the problem which we, as agents for the vendors, have to consider.

Firstly, the United Kingdom is probably the greatest importer of collections for sale and so unless the prices are going to fall, it is quite obvious that we are to be one of the largest exporters.

We try and bear in mind how much material there is coming on the market, not only through our own firm, but through those of our competitors. We also try and consider who are the likely buyers and in the particular sale that we held in Geneva there were companion collections of Egypt and Palestine to go with Sudan. In addition to our two days devoted to stamp sales there was a further five-day auction held by our colleagues Christies when, in two days, jewellery was sold for over £5¼ million, making the total on the week, just under £8 million, of which nearly £400,000 was accounted for by the sale of postage stamps. Because of the strong Middle East flavour of the sale, buyers came from Lebanon, Libya, Kuwait, Syria, as well as a crowd from Israel and a fair sprinkling of stalwart bidders from the United Kingdom and U.S.A. Out of the turnover of nearly £400,000 nearly £180,000 went to the Middle East, £100,000 to the United Kingdom and £110,000 to the rest of the world.

Mr. Tranmer could not possibly have known all the ramifications which go to arranging such an auction but I am sure he will be delighted to know that we have a further 19-volume collection of Sudan and another in nine volumes, both of which are going to be sold in London. If we can now persuade our Middle East buyers to come to London as well, I am sure the vendors will be happy. If we fail, then we should make the British buyers very happy.

Mr. Tranmer's doubts about keeping fine collections locked up in Museums is well understood, in most instances (and I would except the very lively National Postal Museum) the exhibits might just as well be buried with the late lamented owners, for such collections are usually equally dead.

London SW1 ROBSON LOWE

G.B. MUSICAL COMMEMORATIVES

SIR,—The timely letter from John B. Richards highlights the apparent ignorance of the Post Office in musical matters. Perhaps those responsible still labour under the Victorian vogue that any musician of repute must have a foreign-sounding name, in which case they might consider Handel, who spent most of his life in England; Mendelssohn, a friend of Queen Victoria and Chopin, who gave his last public concert at the Guildhall, London.

I did hope that Mr. Edward Heath, when Prime Minister, might have used his influence as a gifted musician, to persuade the tone deaf Philistines of the P.O. that this country is one of the greatest musical centres of the world and that composers and performers are worthy of recognition.

London E11 B. W. WILTSHIRE

JAPANESE PRICES

SIR,—Mr. John Bishop states that the 1977 editions of the J.S.D.A. and J.P.S. catalogues "seem to be freely available". If this is so, the two major philatelic literature wholesalers in this country would be pleased to know from what source they can be obtained, since both confirm to me that they cannot obtain stocks at all.

As editor of a specialist Japanese publication, he " has deplored what has been happening to Japanese philately " in that prices have risen very strongly under the combined influence of philatelic and investor interest in Japan (where we are told that every inhabitant at some time is a serious buyer of stamps). These developments merely parallel those in Germany, France, Great Britain and other wealthy countries where the man in the street has more money, more leisure and more education than ever before, and where the pressure to invest in fine arts items has brought vast improvements in the stamp market.

He states that he has purchased " unused " examples of scarce stamps at a fraction of the current market prices, and been unable to sell through a club packet an " unused " stamp of another issue. I am sure he realises that the demand for *all* stamps these days (whether he approves or not—and in fact *I* do not) is for unmounted mint, not " unused " copies. I am also sure he will appreciate, upon reflection, that a couple of occasions like this, in the life of a specialist in a very favourable position in his field, are in no way to be treated as " typical " or as proving that the market *in Japan* is unhealthy.

I dislike the use of emotive words like " racket ", " the situation borders on despair ", and so forth, especially when qualified (as in Mr. Bishop's letter) with the words " for those who collect as a hobby and from a genuine interest in the history, postal or otherwise, of Japan ". What any serious student of philately will realise is that one cannot demand that prices be somehow kept deliberately lower than the real-world market forces them to be, merely to pander to hobbyists who want things on the cheap! The only way, these days, to build up a specialised collection in an investment-orientated market is by doing as Mr. Bishop has done—to acquire sufficient specialist knowledge, and to devote oneself to the propagation of that information, by rising to a position of eminence in a specialist society or study group, and thus to cement one's personal contacts with people " on the spot " who may be able to obtain scarce items at advantageous prices.

In conclusion, since Mr. Bishop is obviously privy to much data which I find inaccessible, it would have been courteous of him to furnish me with this information before rushing to the attack from a privileged position.

London, WC2 WATCHMAN

Crown Colonies 1935 Silver Jubilee (*contd. from page 1171*)

corrected for later printings. For example I have seen sheets, printed from Plates 2A and 2B, where the plate numbers have been placed much further from the stamps than usual and no secret marks are to be seen. Thus, clearly, these two plates were reconstructed and corrected for later printings. The need for reconstruction is demonstrated by blocks of 2d. Basutoland from Plate 2B, which can be found with cracks developing in the margins.

This is just an outline of some aspects of this fine series. I shall be most interested to hear from any readers who would like to correspond on the subject of this 1935 Colonial " omnibus " issue. Letters can be addressed to me c/o The Editor, STAMP COLLECTING, 42 Maiden Lane, London, WC2E 7LL.

This article first appeared in the " Newsletter " of the Insurance and Banking P.S. and is reproduced with the consent of the Editor and author.

LP Aug 73

British Colonial De La Rue Imperforate Stamps and Plate Proofs

By MARCUS SAMUEL

THE MAIN object of this article is to attempt to put a stop to two rather common forms of misdescription which have come into use, in the absence of knowledge to the contrary, by a few dealers, auctioneers and collectors alike. Many imperforate examples of normally perforated stamps have incorrectly been described as 'imprimaturs', while the term 'colour trial' has incorrectly been applied to a number of proofs of stamps, particularly of the reign of King George V, which were printed in colours not used for the issued stamps.

Also, a number of plate proofs of 1870 issues, which were not pulled in the course of construction of the plates and which therefore cannot be described as 'original', have recently appeared on the market and should be listed.

COLONIAL IMPRIMATURS

The true Colonial imprimaturs are few in number and as rare as their British counterparts. During the period 1855–60 a few Colonial Governments entrusted the supervision of the production of their stamps to the Board of Inland Revenue, this supervision later being transferred to the Agents General for the Crown Colonies. In accordance with a procedure which had been carried out by the Board for British revenue stamps dating from 1710 and for postage stamps from 1840, before any new stamp could be put into service, an imperforate impression from the newly completed plate was impressed at or sent to Somerset House for approval, and the imprimatur sheet was preserved there in a register in order that any suspected forgeries could be compared with the genuine stamps.

It was stated in 1893 that only *eighteen such sheets* were then in the custody of the Board, these comprising sheets of a few stamps of British Columbia, Jamaica, Mauritius and Western Australia. When the British imprimatur sheets were handed over by the Inland Revenue to the Post Office in 1915, the Colonial imprimaturs were also transferred, and they are now in the National Postal Museum.

From each of these sheets a number of stamps, generally twenty-two (12+6+2+2), have been removed under authorities which permitted the removal of stamps from the British imprimatur sheets. To avoid repetition particulars of these Inland Revenue authorities will be given below. The information was obtained from the National Postal Museum, from Post Office Records and from Somerset House.

3140 S/83 – twelve stamps, sometimes a complete row, removed from the imprimatur sheets and placed in the custody of the Controller of Stamping (Inland Revenue). This was in order to comply with a request for specimens of stamps which were no longer in stock made by the Canadian Government, and to enable others to be preserved in case the Post Office required specimens for presentation to foreign governments. However, this design appears to have gone astray for in 1886 an officer of the Inland Revenue stated 'I find that the Department has prepared books containing specimens of all postage stamps issued since 1840.'

6474 S/86 – six stamps removed for a purpose which has not been revealed, but it is suspected that one set was presented to Pearson Hill and the others to various officers of the Board of Inland Revenue. A few of these collections later came on the market and found their way into the hands of collectors.

4303 S/93 – one stamp removed from each of the British imprimatur sheets for the collection of the Duke of York, later King George V. Under a later authority, probably 1980 S/97, single copies were cut from the imprimatur sheets of British Bechuanaland and India, and pairs from the British Colonial imprimatur sheets, also for the collection of the Duke of York. All these items are now in the Royal Collection.

808 S/14 – A corner pair showing plate number removed from most of the imprimatur sheets for the collection of King George V, now in the Royal Collection.

These authorities account for twenty-two stamps missing from the imprimatur sheets. The Colonial sheets, unlike those of Great Britain, are seldom inscribed with the authorities for removal. The most common inscription is '6 stamps specimens August 1886'. It may be taken for granted that stamps cut from the imprimatur sheets were not overprinted 'SPECIMEN', imperforate stamps so overprinted having come from other sources. A table of the Colonial imprimaturs is given below.

Stamp	*Date of registration*	*number removed*
British Columbia and Vancouver Island		
2½d pale dull red	19 December 1859	22
Jamaica		
Judicial (later postal fiscal) 1s, 5s, 10s	13 November 1857	4
Postage 1d blue	26 September 1860	16
Postage 2d rose, 4d orange, 6d lilac, 1s yellow-brown	3 October 1860	16
Mauritius		
9d dull purple	5 November 1859	22
4d rose	11 November 1859	22
1d purple-brown, 2d blue	23 November 1859	22
Western Australia (Perkins, Bacon Printings)		
1d deep rose	13 December 1860	22
2d blue, 4d vermilion, 6d brownish red, 1s green	13 December 1860	20

The sheet of British Columbia 2½d is endorsed 'The impression on the other side of this paper of the plate made under the supervision of the Commissioners of Inland Revenue at the request of the Government of British Columbia and Vancouver Island and of the

Agents General for the Crown Colonies for denoting the duty of 2½d was taken in my presence this nineteenth day of December 1859.' The endorsements on the sheets of the other Colonies, which all differ slightly in form will not be given. Since the British Columbia 2½d was issued imperforate imprimaturs can be distinguished only by their shade and by matching their margins to the spaces where stamps have been removed from the sheets. 'SPECIMEN' overprints are found on the issued stamps or on stamps from specimen sheets made for the 1862 International Exhibition.

In the case of Jamaica, the two pairs removed from the sheets of the fiscal high values are now in the Royal Collection. It appears that there were no stamps removed from the sheets of postage stamps in 1883 and that twelve were removed in 1886. It is possible that the reverse was the case.

For Mauritius there is evidence that registration sheets of the 6d and 1s stamps of the same series as above were once in existence. It is stated in the *De La Rue History* (page 256) that an undated Day Book entry records that these sheets were then in the custody of the Agents General for the Crown Colonies. They are not now in the custody of the Crown Agents and they have probably been destroyed.

The Western Australia sheets are of particular interest. The colours of the imprimaturs differ considerably from those of the issued stamps and they are very much rarer than imperforate proofs of the same issues. It is suggested that a pair was cut from the sheet of the 1d value under authority 808 S/14 before it was appreciated that because the sheets of these stamps bore no plate numbers pairs were not required under this authority for the Royal Collection, which already included pairs removed under an earlier authority. If this supposition is correct, the pair of 1d stamps was not replaced, but pairs were not removed in 1914 from the sheets of the other denominations.

In addition to the British Colonial imprimaturs, a few words must be said about those of other territories which were then under British control.

India

From 1855 the Board of Inland Revenue undertook the supervision of the production of all Indian postage stamps on behalf of the East India Company until the Secretary of State for India had been requested to make his own arrangements in March 1861. Later, the Director of the India Stores Department in Westminster was the officer from whom De La Rue and Co received their instructions. In October 1886 the control of the manufacture of Indian stamps again became the responsibility of the Board of Inland Revenue *(De La Rue History*, pages 177, 178, 182, 223).

The present whereabouts of the Indian imprimatur sheets is unknown to the writer. The best guide to them is *The Royal Collection* by Sir John Wilson. This shows that imprimaturs from new plates were registered continuously from 1855 to 1903 by the Inland Revenue or by other authorities. In 1895 it was stated that no specimens of Indian stamps later than 1859 were in the records of the Board of Inland Revenue. There is later evidence that the single stamps cut from the sheets and presented to the Duke of York in 1894 or 1897 were impressions from the plates of the 8p, ½a (five different), 1a (two different), 2a, 4a and 8a postage stamps and of the 4a, 1r and 4r Electric Telegraph stamps, all registered before the end of 1859.

The last statement is not quite in agreement with the examples from sheets dated before 1860 which are now in the Royal Collection. These are listed below. The particulars re-

garding removals have been taken from a record book which has been found reliable in regard to removals from the Colonial imprimatur sheets.

Stamp	*Registration date*	*Number removed*
½a plate 1, 1a plate 2, 2a plate 3 (in green)	8 June 1855	11=8+1+2
½a plate 1A, 4a black plate 4	7 July 1855	12=8+1+2+1
½a plate 1B	2 August 1855	12=8+1+2+1
8a plate 5	30 August 1855	12=8+1+2+1
½a plate 1C, 1a plate 2A	8 July 1857	20=8+8+1+2+1
½a plate 1D	2 September 1858	13=8+1+1+2+1
½a plate 1E, 1a plate 2B, 2a plate 3A	2 September 1858	12=8+1+2+1
8p plate 1	21 May 1859	21=8+8+1+2+1
Electric Telegraphs 4a, 1r, 4r	17 September 1857	8=4+1+2+1

As might be expected the authorities for removal differ from those of the British and British Colonial imprimatur sheets except in one respect. Each total includes the sequence 1+2 representing the single presented to the Duke of York in 1894 or 1897 and the corner pair with plate number presented to King George V in 1914, both items now being in the Royal Collection.

In 1914 it was stated that the sheets were the property of India Office and that they were then in the custody of the Post Office. They no longer appear to be there. If they ever reappear it may well be that further removals have taken place, though it is improbable that imperforate examples of the 1855–60 issues of India come from this source.

British Bechuanaland

Because of the cost to the Colony of a special key plate was beyond its means, and the length of the inscription was excessive for use with the general Colonial key plate, it was decided in 1887 to make use of the 'Unappropriated Die' system which had been employed since 1873 for producing adhesive revenue stamps for the Board of Inland Revenue. Though the order was under the control of the Crown Agents, it is probably because the 'Unappropriated' key plates were the property of the Board of Inland Revenue that imprimatur sheets of all values from 1d to £5, with the exception of the 2d, were registered at Somerset House on 6 May 1887. From each of these sheets three or four stamps have been removed, one of which was presented to the Duke of York in 1894 or 1897 and is now in the Royal Collection. It has been stated that the imprimatur sheet of the 2a was normally perforated.

(*To be continued*)

British Colonial De La Rue Imperforate Stamps and Plate Proofs

BY MARCUS SAMUEL

(*Continued from Vol 82, No 967, page 159*)

IMPERFORATE PLATE PROOFS AND COLOUR TRIALS

It is strange that whereas Perkins, Bacon and Co pulled proofs in black from their newly constructed plates to check their degree of perfection, proofs in black from De La Rue plates are few in number and rarely seen. Black was of course generally used for their die proofs – it was readily available and it showed details of the design to the best advantage. De La Rue plate proofs in colour are also far from common. It is suggested that the degree of security was such that, apart from a few examples retained for reference in the company's record books, such proofs were almost invariably destroyed after checking, the design being more conveniently recorded in the form of a die proof.

Many of the surviving imperforate plate proofs appear to have served as colour trials for submission to postal authorities to enable them to select the colours or colour combinations in which new stamps or series of stamps were to be printed. There was no necessity to perforate such proofs, which were generally attached to officially submitted documents called 'colour schemes'. Colour trials were often printed from the plate of the first denomination of a series to be completed, in the colours proposed for use for all the denominations of the series. It may thus come about that a plate proof in the colour or colours (but not necessarily the exact shades) of an issued stamp may, in fact, have served as a colour trial.

Other items used on colour schemes may be Colonial key plate proofs, with or without the name of the territory and the denomination of value inserted by hand, or they may be 'Imperium' proofs, or even proofs of stamps of another territory used purely as samples of colour.

IMPERFORATE PLATE PROOFS OR IMPERFORATE STAMPS?

We now come to the De La Rue imperforate plate proofs which are printed in colours or colour combinations indistinguishable from those used for the issued stamps and on the same unwatermarked or watermarked paper. That they may in fact be imperforate stamps is indicated by the presence of many of them in the De La Rue Day Books affixed to pages which give their date of printing, the plate format, etc. There was no necessity to perforate such stamps, though some are perforated, and many are overprinted 'SPECIMEN' or 'CANCELLED' as a measure of security. Some of the stamps in the day books have 'Specimen' in manuscript, written in a very distinctive hand, presumably by an officer of the company. Some of the early imperforate stamps have not been seen elsewhere, but some duplicates of imperforate stamps dating from about 1870 to 1880 have come on the market.



C1882 specimen set with stamps drawn from a stock which included three values imperforate and with both 'Specimen' and 'Cancelled' overprints. The 48c is both in rose-carmine and in brown and the latest stamps are the 2c rose-carmine and the 10c dull mauve. Even at this late date scissors have been used to separate the perforated stamps.

They include stamps of Antigua, Bahamas, Bermuda, British Guiana, British Honduras, Ceylon, Cyprus, Dominica, Gold Coast, Hon Kong, Jamaica, Mauritius, Montserrat, Natal, New South Wales, St Helena, St Lucia, Sierra Leone, Straits Settlements, Tasmania, Tobago, Trinidad and Western Australia. Some are known in normal unused condition, others are overprinted 'SPECIMEN' or 'CANCELLED'. The overprinted stamps are generally included in sets with similarly overprinted perforated stamps, which form parts of collections of stamps which were in stock at certain dates; there is no evidence that such collections were presented to members of the Universal Postal Union. It is possible that they were reference collections of officers of the company or of the Crown Agents. The composition of such a collection was described by the writer in THE LONDON PHILATELIST of September 1949 (page 149).

The writer is of opinion that these imperforate stamps, together with others normally perforated, formed part of a small stock retained by the printers, contrary to regulations

and for some unknown purpose, and that from time to time stamps were drawn from this stock for use as specimens. While there could have been little necessity to preserve this stock after the designs had become obsolete, the stamps had not been demonetised and they should not have been permitted to reach the stamp market.

As to how these imperforate stamps found their way onto the market, a clue may be found in an article by Chas J. Phillips entitled 'Remainders of Unused English Colonial Stamps' which was published in *Stanley Gibbons Monthly Journal* dated 31 January 1900. He defines 'remainder' as the portion of an issue made for postal service, but for some reason or other not actually used. He then gives information on 'the very considerable remainders' known by him to have come onto the market during the period 1887–1900. This information gives estimates of the numbers of various unused Perkins, Bacon and De La Rue stamps which made their appearance, and Mr Phillips very bluntly alleges that the (unnamed) sources of the 'leakages' were a former employee of Perkins, Bacon and Co (after a partner in the firm had come across some bundles of what the firm called 'waste or allowance' sheets and given instructions that they should be destroyed), a retired civil servant who had acted as Crown Agent for the Colonies and who had found a number of sample sheets of stamps among his papers, and also officials of the Board of Inland Revenue at Somerset House who turned a blind eye on the 'liberation' of unissued and abnormal stamps, imprimaturs and unused official stamps of Great Britain.

Mr Phillips does his best to exonerate De La Rue and Co, writing 'As regards any leakage from Messrs De La Rue and Co, this, we need hardly tell the philatelic world is practically impossible'. After describing measures of security under which they worked he goes on 'So thoroughly is this system carried out, that Messrs De La Rue do not even keep specimens or samples of their printing'. He was evidently unaware of the presence of many proofs and stamps kept for reference in the firm's Day Books, and within three months Mr Phillips was congratulating De La Rue and Co on having secured the conviction of two persons, one an Inspector in the Colonial Office, on charges of stealing and receiving stamps, mainly of the Federated Malay States, from the Bunhill Row factory.

The present relevance is the following statement which follows Mr Phillips's listing of the De La Rue remainders known to him. 'In addition to the above there are now on the market somewhat considerable remainders of De La Rue stamps, in an unfinished condition, being imperforate varieties of stamps that were only issued in a perforated condition.' It is clear that Mr Phillips believed that these stamps were not of proof status, but were printed for issue and left imperforate. This view is shared by other prominent philatelists but the writer suspects that it may not in all cases be correct.

Mr Phillips continues 'We have come to the conclusion that in the best interests both of Philately and of the trade in general we should cease to include in our Catalogues any variety which, as far as we have been able to ascertain, has never been issued or on sale to the public as a stamp for postal purposes. I have therefore to announce that all such varieties – as far as we know of them – will be omitted from our 1900 Catalogue.'

On the whole this policy has since been well upheld, but over the years a few stamps which were never on sale to the public have edged their way into the Gibbons Catalogues, and once lodged there have persisted year after year, even after their true status had been established beyond doubt. The writer's particular bugbear is the Great Britain 9d plate 5, all the known copies of which were perforated after the removal of four rows from the

only existing imprimatur sheet, for inclusion in albums prepared for presentation to various officials on the occasion of the celebration of the Uniform Penny Postage Jubilee in 1890.

Some imperforate stamps again made their appearance during the reign of King George V: some remain in the De La Rue collection but others have found their way onto the market. They comprise stamps of various Colonies with 'WAR TAX' overprints and the British Honduras 1932 Belize Relief Fund set (the last perforated 'Specimen'). It is reputed that only one block of six of each of these imperforate stamps ever existed – one such block remains in the De La Rue collection.



Messrs De La Rue desired, as far as possible, to have an example of each of the stamps they printed in their reference collection. Many of the stamps in the collection are overprinted 'Specimen' or 'Cancelled' to avoid defrauding the revenue if they should come into the hands of the public, and it appears that from the inception of the overprinting with 'Specimen' of Colonial stamps required for distribution to the member countries of the UPU in 1884, the company was either allowed to retain examples of their stamps which they had so overprinted, or were supplied with them by the Crown Agents or the GPO. During the period 1921–32, however, in some instances they filled gaps in their collection with stamps which appear to have been cut from sheets before they were perforated. These they generally handstamped 'Specimen' – there are few of them and some may be unique.

(To be continued)

British Colonial De La Rue Imperforate Stamps and Plate Proofs

By MARCUS SAMUEL

(*Continued from Vol 82, No 968–9, page 176*)

COLONIAL DE LA RUE 'CANCELLED' PLATE PROOFS, *c*1870

For many years there have been on the market a few imperforate plate proofs of Victorian postage stamps of the Crown Colonies produced by De La Rue and Co, printed in the colours (but not necessarily the shades) used for the issued stamps, on thick unwatermarked glazed paper and overprinted 'CANCELLED'. These comprise the Bermuda 1865–1903 1d in rose-red and 3d in yellow-buff, the Cape of Good Hope 1864–77 4d (with outer frame line) in deep blue and the 1871–76 1d (without outer frame) in deep carmine-red, the Malta 1860–82 ½d in yellow-buff (the colour in which it was issued after 1870), and the New Zealand 1874 1s in green. A few others made their appearance later, for instance complete proof sheets of twenty pulled from the St Christopher 1870 key plate (naturally with value tablets blank) in dull rose and in green (the colours of the issued 1d and 6d stamps). They did not appear to have the character of pre-production proofs.

Some of them were purchased from a well known London dealer of the old school; it was suspected that others also came from his stock. It was not until after the publication of the *De La Rue History of British and Foreign Postage Stamps* in 1958 that the writer received a clue as to the purpose for which these 'Cancelled' proofs were made. On page 287 of this invaluable handbook, under the side heading 'Procedure Reference Sheets', we find that on 22 September 1870 Warren William De La Rue wrote to W. C. Sargeaunt, the Agent General for the Crown Colonies, as follows:

> 'To facilitate the system of working of our Control Department it is essential that we should keep a perfect record of all the Crown Colonies Stamp Printing Plates. The want of any means of reference occasions us serious inconveniences and loss of time, and our difficulty is increased with every addition which is made to the already numerous variety of Stamps.
>
> 'With your sanction we should propose to keep an impression of each forme, printed on its own paper and in the proper colour. Each label might be cancelled in any manner which you may think most advisable, but probably sufficient security would be afforded by glueing the sheet on to a piece of cardboard, similar to the accompanying specimen. We likewise wish to retain a blank piece of watermark paper, which might also be cancelled in the same manner. As these sheets are only required for our own use, they would seldom be taken out of my Counting House, and when not in use could be kept under lock.
>
> 'We may mention that the Board of Inland Revenue have acceded to a similar request, with a proviso that each label and sheet of blank paper should be cancelled by writing the word 'specimen' across it, leaving it at our option to glue the sheets down or not, as we think fit.'

On 27 September Sargeaunt replied, stating that it was beyond the power of the Crown Agents to grant such a request except on terms which would not be acceptable, and he reminded De La Rue that a complete collecti was available for reference.

W. W. De La Rue wrote again to Sargeaunt on 26 November 1870:

> 'The paramount importance which we attach to the keeping of a systematic record of all Colonial printing plates must be our apology for again calling your attention

to the subject. Since the receipt of your letter of 27 September, we have made several experiments with a view to devise some method which would not be open to the objections made to our previous proposals.

'We think that an impression printed on enamelled card, which could not possibly be used for Stamps, would meet all the requirements for security, and we, therefore, forward herewith such an impression for your inspection, and trust that you will not see any objection to the proposal, as the Specimen book kept by your Controller is practically of no use to us.'



1870 De La Rue Reference Sheet printed in a colour close to that of the issued stamp but on thick unwatermarked glazed paper.

It is stated that with this letter the firm sent a block of Orange Free State Een Penny stamps (presumably proofs), each impression of which bore the word 'cancelled' in Grotesque Bold condensed capitals, and that this method was approved by Sargeaunt on 28 November 1870.

The characteristics of the 'Cancelled' proofs of this type, which were then on the market, some of which existed in large blocks, left little doubt that they had been cut from such

De La Rue reference sheets, some of which, after no longer being required for reference, had found their way into the stock of this old-time dealer.

As to how these sheets came onto the market, it is not possible even to hazard a guess. It is, however, considered most improbable that they were 'liberated' after the Bunhill Row works of De La Rue and Co had been hit by incendiary bombs in 1940. Suffice it to say that their ownership by any collector or dealer has never been questioned!

In 1972 came a great surprise. At London auctions held in January and in October many other previously unrecorded proofs of the same character were offered for sale, some in large multiples. While they must almost certainly have come from the same stock as those previously released, nobody appears to have known that they were salted away and no record appears to have been made of them. Rather than listing these new discoveries seperately, a list will follow of all such 'Cancelled' proofs at present known to the writer. There appear to be some strange omissions and it is suspected that further proofs of this type may well exist and later come to light.

Bearing in mind that permission to pull and retain such proofs was not received until 28 November 1870, they must have been impressed from existing or from new plates after that date. Consequently earlier dates of issue will not be included in the following list.

BERMUDA: 1d rose-red, 3d yellow-buff (1873).

CAPE OF GOOD HOPE: (With outer frame line) 4d deep blue (1872), 1s blue-green; (without outer frame) 1d deep carmine-red (1871), 5s yellow-orange (1871). Also small Queen's head Stamp Duty, duty plate (blank tablets) in deep blue-green (1872).

CEYLON: 1872 2c pale brown, 4c grey, 8c orange-yellow, 16c pale violet, 24c green, 36c blue, 48c rose, 96c drab.

DOMINICA: 1874 key plate (blank tablets) in lilac, in green and in dull magenta (the colours of the issued 1d, 6d and 1s).

HONG KONG: 2c brown, 4c slate, 6c lilac, 8c orange, 12c blue, 24c green, 30c mauve (1871), 48c rose-carmine, 96c brownish grey.

JAMAICA: ½d claret (1872), 1d blue, 2d rose, 4d brown-orange, 6d mauve, 1s dull brown.

MALTA: ½d yellow-buff.

MAURITIUS: 1d brown, 2d blue, 4d rose, 6d blue-green, 10d marone (1872), 1s yellow.

NATAL: 1874 1d rose, 3d blue, 6d lilac.

NEW ZEALAND: 1874 unissued colours 1d orange-brown, 2d blue, 3d mauve, 4d deep rose, 6d brown; also close to issued colour 1s green.

ST CHRISTOPHER: 1870 1d in dull rose, 6d green.

SIERRA LEONE: 6d dull violet; also 1872 key plate (blank value tablets) in rose-red, in buff, in blue and in green, the colours of the issued 1d, 3d, 4d and 1s.

STRAITS SETTLEMENTS: 2c brown, 4c rose, 6c lilac, 8c orange, 12c blue, 24c blue-green, 32c pale red.

WESTERN AUSTRALIA: 1872 3d brown.

Acknowledgement of assistance in compiling this list is made to Mr Ian Galssborow of H. R. Harmer Ltd. Examination of the list shows that it includes proofs from De La Rue reference sheets printed from plates used for stamp production from the end of 1870 until early in 1874 only. It may be that the system was short lived or that only the listed proof sheets have survived.

The apparent absence from the 'sets' beloved of collectors of items such as the Bermuda 6d and 1s, Cape of Good Hope 6d, Jamaica 3d, Straits Settlements 96c, etc, may be ex-

plained if no printings were made from the plates of these stamps during the period under review – or is there some other explanation?

The story of the New Zealand sheets may be found on pages 700 to 704 of the *De La Rue History*, where it is recounted that it was at first the intention that De La Rue and Co should print the surface printed 1d to 1s stamps in London. It was later decided that they should be printed in the Colony, and on 28 April 1873 the dies, plates, paper, inks, a dandy roll, a printing press, etc, were invoiced. It is stated that the company retained one sheet from each of the plates, pulled on glazed paper.

No clue has been found as to whether 'Cancelled' proof sheets were retained for reference by De La Rue & Co after 1874 or whether, if such was the case, the later sheets were destroyed. In any event the key plate system had already been introduced and stamp designs of the last quarter of the century became increasingly standardised.

There is no record of the colours in which these proofs were pulled, but in a letter to Wellington dated 29 November 1892, De La Rue and Co gave the colours of their proof sheets as 1d orange, 2d blue, 3d purple, 4d red, 6d brown and 1s green. There can be no doubt that the 'Cancelled' proofs of this issue once formed part of these sheets. It is amusing that the proofs of the 1s, apparently in the issued colour, were put on the market many years before the others made their appearance.

(To be continued)

membership of local societies. I cannot believe that ... and to conduct the meeting with good humour, the

British Colonial De La Rue Imperforate Stamps and Plate Proofs

By MARCUS SAMUEL

(*Continued from Vol 82, No 970, page 202*)

DE LA RUE SAMPLE STAMPS

In common with other firms of printers De La Rue and Co, from time to time, made use of samples of their stamps when seeking orders from postal administrations. It is probable that some of their early issues with 'SPECIMEN' overprints were used for this purpose. But in the 1920s a number of stamp proofs were prepared for the use of their travellers and agents. It is amusing that De La Rue and Co, the great protagonists of surface printing, selected for this purpose mainly printings from the plates of their engraved pictorials! The proofs were generally printed in colours not used for the issued stamps on unwatermarked paper, imperforate and overprinted 'SPECIMEN': unless otherwise stated those listed below will be in such condition.

These sample proofs have frequently been misdescribed as 'colour trials'. They were certainly not made for colour selection and their status is that of reprints. But they are most attractive, having been very clearly printed in colours which often appear superior to those used for the issued stamps. Those known to the writer are listed below, but the listing may not be quite complete. (P)=Perforated.

BAHAMAS 1912 ½d purple and blue, ½d purple and red, ½d purple and black (P), ½d carmine and black (P), ½d carmine and blue (P).

BARBADOS 1916 ¼d deep green, ¼d deep green without 'Specimen', 3s yellow-brown and sepia, 3s yellow-brown and sepia (P).

1920 2½d purple and sage-green, 3s blue and grey-green, 3s blue and grey-green (P).

BERMUDA 1910 Ship 1d indigo, 1d indigo (P).

1921 Tercentenary engraved 1s purple.

BRITISH HONDURAS 1922 5c blue-green and black, 5c chestnut and blue-green, 5c blue-green and chestnut, 5c blue-green and chestnut (P).

BRITISH SOLOMON ISLANDS 1908 ½d carmine.

CAYMAN ISLANDS 1921 2d carmine, 2d carmine (P), 2d carmine without 'Specimen', 2d carmine without 'Specimen' (P).

EGYPT 1914 in the issued colours on watermarked paper, 5m lake, 20m olive, 50m purple, 200m marone, imperforate and perforated.

FALKLAND ISLANDS 1912 2d orange, 2d orange (P), 2d orange without 'Specimen', 10s sepia, 10s sepia (P).

GAMBIA 1922 4s myrtle and orange-brown.

GOLD COAST 1913 1d blue, 1d green.

GRENADA large Ship revenue £1 grey and orange-brown.

GWALIOR portrait of Sultan, probably revenue, all perforated, 1a ultramarine, 1a carmine, 1a purple, 1a sepia, 1a brown and carmine, 1a carmine and blue, 1a carmine and violet.

JAMAICA 1919–22 1½d indigo, 2d purple and indigo, 2½d myrtle and orange-brown, 3d sepia and blue-green, 4d orange-brown and sepia, 6d (unissued Abolition of Slavery) blue-green and purple, 6d (issued Port Royal) sepia and maroon, 1s lake and myrtle, 2s blue-green and sepia, 3s carmine and blue-green, 5s blue-green and ultramarine, 10s carmine.

All except the unissued 6d also exist without 'Specimen'.

FEDERATED MALAY STATES 1904–22 $1 orange and black, $1 orange and blue, $1 brown and blue, $1 blue and black.
KEDAH 1912 5c sepia, 20c blue-green and purple-brown, 20c blue-green and purple-brown (P), $1 carmine and green, $1 carmine and green (P).
STRAITS SETTLEMENTS 1912–22 1c blue (P), 1c violet (P).
MALTA 1919–20 2s 6d grey-brown without 'Specimen', 10s brown-orange.
1921 2d blue, 2d blue without 'Specimen', 2d carmine (P), 2d carmine without 'Specimen' (P).
1922 ½d brown and blue, ½d brown and blue (P), ½d chestnut and deep blue, ½d deep blue and brown, ½d carmine and purple, ½d chestnut and purple, £1 blue and blue-green, £1 blue and sepia, £1 blue and sepia (P), £1 blue and sepia without 'Specimen'.
NEW HEBRIDES 1911–21 French issue, 40c emerald.
NEW ZEALAND 1920 Victory ½d carmine, ½d carmine (P), ½d brown, ½d brown (P), ½d violet, ½d violet (P), ½d blue, 1d purple (P), 1d violet (P), 1d grey-green (P), 1d orange-yellow (P), 1½d violet (P), 1½d brown (P), 1½d grey-green (P), 1½d yellow-green (P), 3d carmine, 3d carmine (P), 3d deep violet, 3d deep violet (P), 3d grey-green, 3d grey-green (P), 3d blue, 3d purple (P), 6d carmine, 6d carmine (P), 6d brown, 6d brown (P), 6d blue, 6d blue (P), 6d purple, 6d purple (P), 1s brown, 1s brown (P), 1s violet, 1s violet (P), 1s blue (P), 1s blue-green (P).

It is certain that others exist. The ½d and 1s, widely spaced, are known printed together from a small composite plate laid down from the rollers.

Also in the issued colours on watermarked paper ½d green (P), 1d carmine (P), 1½d orange-brown, 1½d orange-brown (P), 3d chocolate, 6d violet, 6d violet (P).
ST HELENA 1922 1d brown and grey-green, 1d grey-green and purple, 1d grey-green and orange yellow.
ST KITTS-NEVIS 1920 ½d blue and sepia, ½d sepia and blue, ½d blue and carmine.
ST VINCENT 1913 1d indigo without 'Specimen'.
SUDAN 1902–21 1m carmine and purple (P), 1m purple and blue-green (P), 1m purple and blue (P); also in issued colours on watermarked paper 5p chestnut and blue-green, 5p chestnut and blue-green (P) and 10p black and mauve.
1921–22 1m purple and scarlet (P), 1m purple and blue-green (P), 1m purple and blue; also in the issued colours on watermarked paper, imperforate, 1m, 2m, 3m, 4m, 5m, 10m, 15m.
TONGA 1897 pictorials ½d orange, ½d orange (P), 6d brown, 1s grey and green, 2s 6d slate-purple, 5s blue-green and purple, 5s blue-green and purple (P).
TURKS AND CAICOS ISLANDS 1913–21 3s carmine.
1922 6d grey-purple, 6d grey-purple (P).
1928 ½, 1d, 1½d, 2d, 2½d, 3d, 2s, 5s deep blue without 'Specimen'. (Though of the same character as the others, it is not certain that they were made for use as samples.)
ZANZIBAR 1913–22 75c sepia, 75c sepia (P), 4r blue, 4r blue (P), 10r indigo and purple, 20r blue-green and indigo, 20r blue-green and indigo (P).

For the record; De La Rue stamps of Jugoslavia (1924), Peru (1924), Portugal (1826–27) and Spanish Morocco (1928) overprinted 'SPECIMEN', some in the issued colours, were also used as samples of their work.

As a rule the perforated proofs and those without overprints are scarcer than the normal varieties. Some may be found with three or four different types of 'SPECIMEN' overprint: these overprints, usually handstamped, resemble those used on contemporary stamps sent for distribution as specimens to the UPU, but they are seldom identical.



C.1920 proofs printed in colours not used for the issued stamps and on unwatermarked paper, not colour trials but De La Rue sample stamps. Some may also be found perforated or without 'Specimen' overprints.

COLOUR STANDARDS OF GREAT BRITAIN AND THE BRITISH COMMONWEALTH 1849-1949

By MARCUS SAMUEL, FRPSL

INTRODUCTION

The term 'Colour Standard' appears very rarely in the philatelic literature. A colour standard may be defined as an impression from a stamp plate taken at the time of a production printing and in the ink in use at that time. Colour standards were kept by the printers for the purpose of matching subsequent printings to them, and duplicates were often supplied to the authorities controlling the production of these stamps. They could take the form of plate proofs, 'specimen' stamps or uncancelled stamps as issued. There was no necessity for any such items to be perforated. It is suspected that many of the abnormally imperforate stamps listed in the old Gibbons catalogues were, in fact, colour standards. Some of our predecessors preferred damnation to publication!

GREAT BRITAIN

From 1849 until 1915, the production of all postage stamps of Great Britain was controlled by the Board of Inland Revenue. They also held possession of the imprimatur sheets, which could not be used as colour standards by the printers. Apart from a few of their later stamps overprinted SPECIMEN, Perkins, Bacon & Co probably kept unused stamps as colour standards. Complete sheets of the imperforate 1d and 2d, and of the Large Crown 14 1d die II plate 35 and Small Crown 14 2d plate 4 were overprinted SPECIMEN, but the former certainly and the latter probably were not colour standards.



Figure 1: GREAT BRITAIN 1848 10d embossed with GBSS Type 1.



Figure 2: GREAT BRITAIN pair 1/- green 1856 with GBSS Type 4.

The first reference to colour standards seen by me is recorded in a letter from De La Rue & Co to the Board of Inland Revenue, dated 15 September 1870 [DLR p.43]. The firm requested permission for them to keep impressions from every Inland Revenue stamp plate, printed in the inks and on the papers used for the issued stamps. They suggested that every label should be cancelled in some manner to be agreed, and that the sheets should be pasted on to pieces of cardboard. The Board gave their approval to this request on 21 September and they proposed that the word SPECIMEN should be written across every label on the sheet. On the following day, the firm made applications to the Crown Agents and to the India Store Department for permission for them to hold 'specimen' sheets of the stamps controlled by those agencies [DLR pp.185, 287]. The writer believes that he has identified all the De La Rue reference sheets produced at that time.

Many years ago, imperforate panes of the following British stamps, printed in the issued colours and on

watermarked paper, were purchased from the late H.F. Johnson: 3d Plate 5; 4d Plate 12; 6d violet Plate 9; 6d chestnut Plate 11; 1s Plate 4; 2s blue Plate 1; and 5s Plate 1. Every stamp was overprinted SPECIMEN from a type setting of GBSS Type 6. On the 4d, the overprint was across pairs of stamps. There were also imperforate blocks of the later 2½d purple-brown Plate 8, 4d sage-green Plate 15 & 6d grey Plate 16, all handstamped SPECIMEN in GBSS Type 9. Johnson had undoubtedly acquired these sheets by legitimate means. Colour Standards served no useful purpose after the stamps themselves had been withdrawn from sale. Stamp printers have, from time to time, released items to which security was no longer attached.

In addition to the imperf panes, there were normally perforated panes of the 9d Plate 4 and the 10d Plate 1 as issued but overprinted with the earlier SPECIMEN in GBSS Type 2. This indicates that, before 1870, De La Rue & Co were keeping 'specimen' copies of normally issued stamps as colour standards. I now believe that many of the earlier stamps with SPECIMEN overprints which differ from those used on stamps required for distribution with circulars to postmasters, particularly those with overprints in GBSS Types 2 & 6, were probably colour standards.

In December 1878, the UPU undertook the distribution of specimen stamps to the member nations. Every member was required to supply 70 sets of the postage stamps currently in use and they were requested also to forward specimens of any later new issues. Sets of stamps of Great Britain, with values from ½d to £1, all handstamped SPECIMEN in Type 9, were distributed with UPU circulars dated 10 March 1879 (GBSS p.119). Similarly overprinted first issues of the 1883-84 and 1887 Jubilee sets were distributed with later circulars. The following normally perforated stamps, overprinted SPECIMEN Type 9, were sold by auction in large multiples in London in 1931 (GBSS p.120): (the numbers of each stamp are given in parentheses):

> 2½d rosy mauve Plate 6 (92); 2½d blue Plate 17 (279); 2½d blue Plate 23 (120); 3d Plate 18 (40); 3d Plate 19 (36); '3'd on 3d lilac Plate 21 (36); 4d vermilion Plate 15 (54); 4d sage-green Plate 15 (60); 4d grey-brown Plate 17 Garter (189); 4d grey-brown Plate 17 Crown (90); 4d grey-brown Plate 18 (34); 6d Plate 9 (37); 6d grey Plate 12 (20); 6d Plate 15 (20); '6'd on 6d lilac Plate 21 (36); 1s Plate 12 (20); 1s orange-brown Plate 14 (14); 2s blue Plate 1 (32); 2s brown (35); and 5s Plate 2 Maltese Cross (42); 10s Maltese Cross (21); 10s Anchor blued paper (12); £1 Maltese Cross (21); £1 Anchor blued paper (23); and £5 Anchor blued paper (20).

There were also large multiples of the 1880-81 ½d to 5d, of the 1881 1d lilac and of the 1883-84 issues from the ½d to £1. I believe that all these stamps were remainders from perforated colour standard sheets.

On 3 December 1886, De La Rue & Co wrote to the Inland Revenue *'Specimen stamps have always been supplied to us as standards by which we should work'*. The firm complained that the supply of 'specimen' stamps had been irregular and that arrangements made with a former Controller of Stamps had not been pursued. On 5 January 1887, a new procedure was established. De La Rue & Co were to select a sheet from which they required a colour standard; they were themselves to cancel 12 stamps and then to forward the sheet to the Controller of Stamps. The sheet was to be returned to the firm after the face value of the cancelled stamps had been discharged from Inland Revenue accounts. Six of the colour standards were to be kept by the company and six by the officers controlling the production of stamps at Bunhill Row (GBSS, p.113). The Victorian colour standards were overprinted CANCELLED (GBSS Type 14).

All the 'specimen' stamps held by De La Rue & Co were passed to the Inland Revenue at the end of 1910, and then to the Post Office in 1915. A list of these was found by me in Post Office Records, and incomplete collections of the same items in the National Postal Museum (GBSS, p.113). In this collection, there are blocks of six of the 1883-84 and 1887 issues handstamped SPECIMEN (GBSS Type 9). It is suggested that these were taken from stocks prepared for UPU distribution and handed to De La Rue & Co as colour standards. There are also blocks of six of the 1887 issue overprinted CANCELLED (GBSS Type 14).

From 1890, only the stamps of higher denominations were overprinted SPECIMEN for UPU distribution. De La Rue colour standards for the KE VII low values were overprinted CANCELLED (GBSS Type 18). After the De La Rue contract had expired at the end of 1910 and after control had been transferred from the Inland

Revenue to the Post Office in 1915, stamp printing was carried out by several different firms. Once a philatelic pattern has been established, it tends to persist. The protective overprints used by printers and controllers are often close in dimensions and style to those used by their predecessors. During the reigns of KG V and KG VI, SPECIMEN and CANCELLED overprints (GBSS Types 23, 24, 26, 28, 33 and 34) were often used on colour standards, but they were also used to cancel panes in advertisers' voucher booklets. Colour standard booklets have their dates of production marked on their covers, and the stamps are not punched. Colour standards continued to be kept in blocks of six, often showing marginal controls. Some years ago, the National Postal Museum received a stock of unusual material from the PO Stores Department and a number of items with previously unrecorded SPECIMEN and CANCELLED overprints were sold by auction.

BRITISH CROWN COLONIES

Extremely few of the stamps printed by Perkins, Bacon & Co are known with 'specimen' overprints: they probably kept unused stamps as colour standards. This led to their downfall in 1861, after they had supplied Pearson Hill of the Inland Revenue with blocks of six of all the Colonial stamps they had in stock, with barred oval CANCELLED obliterations, but without the authority of Penrose Julyan, the Crown Agent. Many of their Colonial contracts were cancelled and transferred to De La Rue & Co. That firm had already started to print stamps for some of the Colonies during the period 1857-60. The production of most of these stamps was, at first, controlled by the Board of Inland Revenue, but was soon transferred to the Crown Agents. In accordance with their normal practice, the Inland Revenue kept imperforate imprimatur sheets of the stamps they controlled. There are 18 such sheets at the National Postal Museum, endorsed with their dates of registration. They comprise the Perkins, Bacon Western Australia 1d, 2d, 4d, 6d and 1s, and the De La Rue British Columbia and Vancouver Island 2½d, the Jamaica 1d, 2d, 4d, 6d and 1s, and the postal fiscal 1s, 5s and 10s, and Mauritius 1d, 2d, 4d and 9d. No other abnormally imperforate De La Rue British Colonial stamps may be classed as imprimaturs. A few of the above-mentioned stamps are known normally perforated and overprinted SPECIMEN in Types GBSS 2 & 6, as were their British contemporaries. They may well have been Inland Revenue colour standards.

On 22 September 1870, De La Rue & Co wrote to the Crown Agents requesting permission for them to hold 'specimen' sheets of colonial stamps. This request was at first refused but was then granted on 28 November, with the proviso that the stamps were printed on enamelled paper and overprinted CANCELLED. Many years ago, the writer purchased from the late Richard Roberts imperforate pairs of the Bermuda 1873 1d and 3d, and of the rectangular Cape of Good Hope 1d and 4d, printed in the issued colours on glazed paper and overprinted CANCELLED in CCSS Type D7.

Many years after Roberts' death, large blocks of items of the same character, of the period 1871-79, were sold by auction. A few of these items took the form of proofs from key plates, with blank value tablets, printed in the colours of the issued stamps. The colonies concerned, and the numbers of different denominations, seen by me, are as follows:

> Bermuda (1d, 3d), Cape of Good Hope (1d, 4d, 1s, 5s), Ceylon (8), Dominica (3), Gambia (2), Hong Kong (6), Malta (½d), Mauritius (6), New Zealand (6), St. Christopher (2), Straits Settlements (7) and Western Australia (3d).

The Gambia items were in sheets of 15 of the frames for the 4d and 6d, not embossed. The New Zealand 1874 set had the 1s in green but the others printed in colours not used for the issued stamps.

There appear to be some strange gaps in this list: for instance, there are no examples of the Bermuda 6d and 1s or of the Cape of Good Hope 6d. In my opinion, this indicates that De La Rue & Co already held colour standards for these stamps. Probably, both the firm and the officers of the Crown Agents controlling production at Bunhill Row held colour standards with SPECIMEN or CANCELLED overprints. CCSS Types



Figure 3: HONG KONG QV 48cts on surfaced paper, imperforate, with CCSS Type D7.

D5, D6, D7 and D8 were probably used for cancelling these stamps, some of which were imperforate. Examples exist of some of these imperforate stamps without SPECIMEN overprints. They are in the exact shades of the early issued stamps but they were certainly never sold over Post Office Counters. De La Rue & Co appear to have held a very small stock of stamps with CANCELLED in Type D7 and SPECIMEN in Type D8 overprints: stamps with either of these overprints could be used together in sets provided for other purposes.

Until 1886, nearly all the British Colonial stamps required for UPU distribution were in normal, unused condition. Thereafter, until 1949, first printings of all stamps new in value, colour or design in the numbers required by the UPU, were overprinted or perforated SPECIMEN by the printers. De La Rue & Co were allowed to keep UPU 'specimen' sets of their colonial stamps as colour standards. If they required standards of any other printings, they would overprint or handstamp the item with SPECIMEN Type D9. This applied particularly to KE VII stamps printed on MCA-watermarked paper, such as the unissued Gold Coast £1 purple and black on red. As an example of colour standards kept by other firms, we may take the long set of the Victorian stamps of the Falkland Islands, with a handstamp unrecorded by me, which was kept by Bradbury, Wilkinson & Co.

BRITISH INDIA

From 1855 until 1922, De La Rue & Co printed all the Indian postage stamps, and their production was controlled by the Board of Inland Revenue, except for short periods during which it was supervised by officials of the India Store Department (abominable storemen?). Imprimatur sheets were kept of the first De La Rue ½a, 1a, 2a, 4a and 8a, and of later issues until 1912. Items cut from these sheets are in the Royal Collection but it is not known whether the sheets still exist. A few of the same issued stamps are known overprinted with SPECIMEN in GBSS Types 2 and 6. They may have been colour standards.

On 22 September 1870, De La Rue & Co made application to the India Store Department in London for permission for them to keep 'specimen' sheets of Indian Stamps. The request was approved on the following day, with the proviso that the stamps were cancelled (DLR, p. 185). The items used for this purpose were not identified until the De La Rue stamp collection came onto the market. There were complete sheets of the ½a die I, 8p, 1a, 2a, 4a die I, 6a 8p and 8a die II, and large 'Service' ½a die I, 1a, 2a, 4a die I and 8a die II, all overprinted CANCELLED in BISS Type 16. There were also sheets of the later 9p, 6a, 12a and 1R, and of the ½a die II overprinted OHMS, all in BISS Type 17. There was also a complete sheet of the OHMS 1a stamp in two panes of 80 (each 8 x 10). On both the panes, the six top rows were cancelled SPECIMEN Type 10, while the remaining 4 rows were overprinted CANCELLED Type 13. So 16 vertical pairs may exist with SPECIMEN and CAN-

CELLED overprints se-tenant. This is one of the rare instances where freaks are not fakes. [For these overprints, see *The Handbook of Indian Philately* 1/164/a.] There were also sheets of contemporary Indian telegraph and revenue stamps with very similar overprints.

'Specimen' stamps of India are very plentiful but only two were sent for UPU distribution with 'specimen' overprints (see *UPU Specimen Stamps*, by James Bendon). De La Rue & Co used to keep 'specimen' copies taken from consignments they dispatched to various parts of India. Indian stamps with SPECIMEN or CANCELLED overprints resembling those used on contemporary stamps of Great Britain were probably colour standards. Postage & Revenue stamps of India of the reigns of KE VII and KG V, with small CANCELLED overprints in BISS Type 25, were colour standards, many of which were in blocks of six with the dates of printing written on the margins.

In conclusion, it appears that many of the 'specimen' stamps, about which I started to write sixty years ago, are of greater philatelic importance than I realised. This does not apply to the reprints in attractive colours which stamp printers used as samples of their work, and which persons who should know better continue to call 'colour trials'. Finally, I thank my wife for lending me her eyes for ten days.



Figure 4: INDIA 1855 8 annas imperforate on blued paper, with SPECIMEN GBSS Type 2.

REFERENCES (codes given in the text)

DLR — *The De La Rue History of British & Foreign Postage Stamps* by J. Easton (1958).

GBSS — *Specimen Stamps & Stationery of Great Britain* by M. Samuel & A.K. Huggins. Overprints on GB stamps are given type numbers as used in this publication and in the Gibbons GB Specialised Catalogue (early editions, but not those currently in print).

CCSS — *Specimen Stamps of the Crown Colonies 1857-1948* by M. Samuel (1976 + supplement 1984).

BISS — *Specimen Stamps of British India* by M. Samuel; and supplement in *The Handbook of Indian Philately*, published by the India Study Circle (1/164/A). Overprints on New Zealand stamps are given the type numbers used in that handbook and in the supplement, with the exception of types 16 & 17. These overprints, described and illustrated in the supplement, have replaced similarly numbered overprints in the original handbook, and this is for keeps!

[Dictated on cassette by Marcus Samuel: transcribed by G.E. Barker 1991/1992].

The Late Sir Edward Bacon's Notes on "Specimen" Stamps

By MARCUS F. J. SAMUEL



THE President of the Society (Sir John Wilson) was good enough to hand me three manuscript pages dealing with "Specimen" stamps, which were found amongst the papers of the late Sir Edward Bacon, with the suggestion that I should work them up into some kind of paper on the subject. Examination of these pages shows that notes were being made for a list of British Colonial "Specimen" stamps, and of the types of "Specimen" overprint to be found on them—a huge task indeed. It is to be regretted that these notes only cover Antigua, Ascension and Australia, as not only did the author have access to material and to knowledge inaccessible to the ordinary mortal, but I am informed that he had taken a great interest in "Specimen" stamps over a long period, even in the days when their philatelic importance was far from being appreciated.

His first page is entitled "Illustrations wanted for list of stamps overprinted "Specimen'."

1. Small sans-serif capitals	15½ × 1½ mm. (B. Columbia)
2. Thick, tall, sans-serif capitals	15 × 2¾ mm. (B. Honduras, 1866)
3. Sans-serif capitals	15 × 2 mm. (Trinidad proofs, 1863)
4. Thin, tall, sans-serif capitals	14½ × 2½ mm.
5. Thin, tall, sans-serif capitals	13½ × 2½ mm. (Antigua, 1903)
6. Small sans-serif capitals	15½ × 1½ mm.
7. Script letters with initial capital	17½ mm.
8. Sans-serif capitals	14½ × 2¼ mm.

The second page is entitled "Notes for list of 'Specimen' stamps", and goes on to say:

Types 1–6 were overprinted by Messrs. De La Rue, and of these, Types 4–6 were used by them for stamps sent to the Postal Union.

In 1928 it was decided that instead of overprinting "Specimen" on stamps for the Postal Union, the word should be perforated on each stamp sent to Berne.

The first stamps to appear with "Specimen" perforated in an arch were St. Vincent £1 with Multiple Script C A watermark, which was included in the

circular of the Union Postale Universelle of October 31st, 1928, and Virgin Islands 1d. carmine and 1½d. brown, watermark Multiple Script C A, distributed in the circular of November 30th of the same year.

The first stamp to appear with "Specimen" perforated in a straight line was lantan $1.00 blue, included in the circular of January 30th, 1929. This stamp was printed by Messrs. Harrison & Sons, Ltd.

On the third page is a list of "Specimen" stamps of Antigua, Ascension and Australia.

Antigua includes "Specimens" of stamps from 1884–1929 overprinted with Types 4, 5 and 6; Ascension 1922–27 with "Specimen" Type 6 in black on some values and in red on others; and Australia the 10/–, £1 and £2 of January, 1913, with "Specimen" Type 7 in black, and the same three high values of 1915–28 with "Specimen" Type 8 in black.

At the end of the page it is stated that "All Australian stamps are procurable cancelled by a circular postmark." Similar copies of all new issues are used as "Specimen" stamps for the Union Postale Universe, Berne, and for other purposes. These stamps have full original gum.

As this list is now incomplete and obsolete, I do not feel it is of sufficient interest to publish in full, but propose instead to give additional information on the types noted by Sir Edward.

In the *Stamp Lover* of December, 1931, an article of mine on British Colonial "Specimen" stamps was published, included in which was a description of the first six types mentioned by Sir Edward. I pointed out that these types occurred so frequently on stamps printed by Messrs. De La Rue & Co., of many different Colonies, that it was probable that these "Specimen" overprints were applied by the printers themselves. No doubt Sir Edward had good authority for his statement that these types *were* overprinted by Messrs. De La Rue & Co.

It is unfortunate that Sir Edward's list of types differs from my published list both in the order of the types, and also slightly in their dimensions. I shall deal with these types in the order given by Sir Edward, and also use the dimensions of the overprints given by him, which I find to be the more accurate.

Type 1. "Specimen" in small sans-serif capitals measuring 15½ × 1½ mm.

This type occurs principally on the De La Rue stamps issued during the period 1860–70, and hence includes a large number printed on paper with the Crown C C watermark. The overprint was apparently applied with a handstamp and is to be found in red, green and blue, as well as black. It is not known to me whether any stamps overprinted with this type were distributed as "specimens" to postmasters, but some undoubtedly have the status of "Printers' Samples" since they are to be found in the sample booklets of their early work prepared by Messrs. De La Rue & Co. Its presence on imperforate proofs indicates that this overprint was used by Messrs. De La Rue as a form of cancellation.

Type 2. "Specimen" in thick, tall, sans-serif capitals measuring 15 × 2¾ mm.

This type occurs on the "no-watermark" stamps of 1860–6 and also on the Jamaica "pines." It is to be found on the catalogue No. 1 stamps of British Honduras, Jamaica, Malta and Sierra Leone, and hence, in my opinion, should be interchanged with Sir Edward's Type 1, which occurs mostly on later stamps.

The word "Specimen" is machine printed, probably in a large setting, to fit the sheets produced by Messrs. De La Rue at that time.

This type also occurs on stamps included in Messrs. De La Rue's sample booklets.

Type 3. "Specimen" in sans-serif capitals measuring 15×2 mm.

Sir Edward gives as examples of stamps bearing this overprint, Trinidad proofs of 1863, which, unfortunately, I have never seen.

However, I have little doubt that this type is one which I have observed to occur spasmodically on a few stamps over a very long period. I have seen it on the Dominica 1/– stamp of 1888, on a few Edwardian stamps of 1904–6 with Multiple Crown C A watermark, and on a few of the earliest Georgian stamps to appear on the new "Script" watermarked paper in 1921–2. Stamps with this overprint are very rarely found, and with the exception of the Jamaica 1919 1½d. and Tonga 2d. of 1920–1, it is improbable that any of them were sent to Berne.

Type 4. "Specimen" in thin, tall, sans-serif capitals measuring 14½×2½ mm.

This, the commonest type of "Specimen", occurs on a very large number of De La Rue stamps, from the "Crown C C" Victorians right down to the Georgian "Scripts".

Before 1885–6 it occurs handstamped on some of the late "Crown C C" and early "Crown C A" stamps, and on imperforate copies of the former, but it is not known for what purpose these "Specimens" were made.

From 1885–6 onwards, "Specimen" copies of all stamps prepared for issue, which differed in colour or design from those in use, were sent to the Union Postale Universelle at Berne, for distribution as samples to the postal authorities of all the affiliated countries.

Since Messrs. De La Rue & Co. had almost a monopoly in the printing of British Colonial stamps from 1880–1929, "Specimen" copies of all Victorian stamps issued after 1885–6, with but few exceptions, were sent to Berne machine printed with Type 4, or in the case of the larger stamps of size 29×34 mm. or 34×29 mm. with "Specimen" Type 5, of similar character but 1 mm. shorter in length. So far as I know, complete sets of all the "key plate" Edwardians of 1903 were sent to Berne with "Specimen" Type 4, and the larger stamps (e.g. Antigua 1903) with Type 5.

During 1904–6 stamps printed on the new Multiple Crown C A watermarked paper made their appearance. "Specimen" copies of these were sent to Berne only in the case of a change of colour or design, or the issue of a new value (e.g. Gambia 5d., 7½d., 10d.).

As before stated, a few of these stamps exist with "Specimen" Type 3, and others are to be found with "local" overprints.

During 1907–13 stamps printed in "Universal" colours were prepared for issue, and "Specimen" copies were of course sent to Berne. Included among these were the Gold Coast 10/– red on green, St. Helena 1d. "all red," and Transvaal 2d. grey, which were never issued to the public. Complete "Specimen" sets of these issues are seldom found, the reason being, I believe, that the different values were issued at irregular intervals, and "Specimen" copies were not arranged in sets by their recipients who were not (supposed to be) collectors!

Complete "Specimen" sets of the King George V stamps of 1912–13 were sent to Berne, those values which were printed on the coloured papers being the varieties which were the first to be issued (the "white-backs" except in the case of Jamaica). A variety prepared for use but not issued was the Malta 3d. on "white-back" paper.

The printings on the green and yellow papers coloured throughout, which made their appearance about a year later, were apparently considered major varieties and were sent to Berne, but "Specimens" of stamps printed on other varieties of the coloured papers are few, until the printings on "emerald" paper of 1921–2.

During 1921 the first stamps printed on the new paper with watermark Multiple Script C A made their appearance, and were apparently considered major varieties. As before stated, a few of these are to be found with "Specimen" Type 3, but those sent to Berne were overprinted with "Specimen" Types 4 and 5. Included among these stamps were some of these values which were printed on the new "pale-yellow" and "emerald-back" papers, with the old M C A watermark, which were issued at the same time.

A variety prepared for use but not issued is the Straits Settlements 8 c. carmine. A constant variety of Type 4 with broken "m" in "Specimen" occurs throughout its life, but other varieties of overprint are rarely seen. The only case I know of the occurrence of De La Rue Type 4 on the productions of another firm of printers, is on the low values of the Tanganyika "giraffe" set of 1922, which are stated to have been printed by Bradbury, Wilkinson & Co.

At the end of 1922 a new type made its appearance on the British Colonial stamps printed by Messrs. De La Rue & Co., with "Specimen" in small sans-serif capitals measuring $15\frac{1}{2} \times 1\frac{1}{2}$ mm. (Sir Edward's Type 6.)

The earliest stamps on which I have seen it are the 1d. Jamaica of December, 1922, and the Trinidad and Tobago, and Turks and Caicos Islands sets issued in the same month. This type was used on all De La Rue stamps, until, as stated by Sir Edward, the St. Vincent £1 with Multiple Script C A watermark was included in the U.P.U. circular of October, 1928, with "Specimen" perforated through the stamp, in the form of a circular arc composed of sixty-five holes. This type was used on all De La Rue printings up to 1936, including those sets of "Silver Jubilee" stamps which were produced by this firm. On the latter it was very noticeable that the perforating machine was becoming worn, and this was probably the reason for the appearance of a new type, on the last stamps bearing the effigy of King George V—the Nigeria and St. Lucia sets of 1936. In this type the character of the letters is the same, but the perforation forms a circular arc of smaller radius. It was used on the Coronation sets produced by Messrs. De La Rue & Co., and on those sets of King George VI stamps which were examples of their work.

One can hardly leave the subject without a brief reference to the types of "Specimen" overprint used by the other firms of printers who held contracts for the printing of British Colonial stamps.

From 1890–1929 stamps printed by Messrs. Bradbury, Wilkinson & Co. were sent to Berne with "Specimen" in small serif capitals with full stop measuring $12 \times 2\frac{1}{2}$ mm. (e.g. Falkland Islands 1892, Jamaica "Child Welfare" set). Since 1929, "Specimens" of their work have had the word perforated through the stamp in the form of an arch composed of sixty-seven holes. Modern produc-

tions of Messrs. Perkins, Bacon & Co. were perforated "Specimen" in a very similar manner.

As stated by Sir Edward, the first (modern) stamp to appear with "Specimen" perforated in a straight line was Kelantan $1.00 blue, printed by Messrs. Harrison & Sons, Ltd., which was included in the U.P.U. circular of January 30th, 1929. The word "Specimen" is 18½ mm. long and is found on other examples of their work.

"Specimen" perforated in a straight line is also used on their modern stamps by Messrs. Waterlow & Sons, Ltd., but the perforated word measures 22½ mm. in length.

This ends the résumé on the "Specimens" produced by the great firms of printers, but leaves untouched the equally interesting subject of "local" "Specimen" overprints, about which, no doubt, Sir Edward would have been able to give us much information.

On the earlier issues, besides De La Rue Types 1 and 2, "Specimen" is frequently found in manuscript, and also in various "local" types—"local" in the sense that they occur only on the stamps of one particular colony or group. Some of these "local" "Specimens" were probably made for local distribution. Thus in the case of Hong Kong, where they are particularly plentiful, it has been suggested that they were made for distribution to the Postmasters at the Treaty Ports, through whose offices these stamps would pass. In the case of Jamaica, Mr. Nicholson is of opinion that the "local" types were all overprinted in England in response to a series of sudden demands for small numbers of "Specimens," required for submission to foreign and colonial post offices.

In one of Messrs. De La Rue's sample booklets I have seen a Jamaica stamp with manuscript "Specimen", so that even these were not always local products.

Sir Edward's Types 7 and 8 are "local" in the sense that they occur only on the high-value stamps of the Australian Commonwealth, and in all probability were applied there.

The Postage Stamps of the Native Protected States of Malaya

By F. E. WOOD, M.B.

III. Selangor

The State of Selangor, which is situated on the West Coast of the Malay Peninsula, is referred to by Sir Frank Swettenham in *British Malaya* as follows: "Whilst the Perak disturbances and quarrels had been active for a few years, those of Selangor had been in progress for at least a generation. There had been intervals of comparative quiet, but the normal state of Selangor was robbery, battle and murder . . ."

"In 1871 the piracy of a British trading boat by Chinese and Selangor Malays was reported, and when the Senior Naval Officer in H.M.S. *Rinaldo* went to the scene, and an endeavour was made to arrest persons identified as having taken

MISCELLANEOUS "SPECIMEN" STAMPS

STAMP COLLECTING, Dec. 4, 1964

The DISTRIBUTION of "SPECIMEN" STAMPS by the UNIVERSAL POSTAL UNION

By Marcus Samuel

ANOTHER "STAMP COLLECTING" SCOOP

For the first time in philatelic history, the records of the Universal Postal Union concerning the supply to, and distribution from, Berne of Specimen stamps, have been examined and compared with the reference collection maintained by the International Bureau, and the results set down for the benefit of others.

The record of this painstaking research, undertaken by Marcus Samuel, the acknowledged authority on Specimen stamps, begins in this issue. STAMP COLLECTING thus offers its readers yet another "scoop" of world-wide importance and interest.

AN International Postal Congress was held at Berne, Switzerland, from September 15th to October 9th, 1874. On the last day a Treaty concerning the foundation of a General Postal Union was concluded between the delegates of Austria-Hungary, Belgium, Denmark, Egypt, France, Germany, Great Britain, Greece, Italy, Luxemburg, Netherlands, Norway, Portugal, Roumania, Russia, Servia, Spain, Sweden, Switzerland, Turkey and the U.S.A. The Treaty was to come into force on July 1st, 1875, and the organisation was to be known as the Union Générale des Postes.

An International Bureau des Postes was to be organised by the Swiss Postal Administration and to commence its functions immediately the Treaty had been ratified. The International Bureau was to serve as the medium for regular and general notifications concerning international postal relations. Each office was to supply to the International Bureau documents relating to its inland service and a statistical report of its previous year's activities. A journal was to be published by the International Bureau. During 1875, a number of circulars were issued by the Swiss Postal Administration on behalf of the Union; on September 20th, 1875, the International Bureau was constituted and placed under international control, and a circular dated September 25th, 1875, announced the publication of the journal *L'Union Postale*.

From May 1st to June 4th, 1878, a Postal Congress of the Union was held in Paris, in the course of which, on May 18th, the Belgian and German delegates proposed that the name of the organisation should be changed to the Union Postale Universelle. This proposal was adopted and the new name was used in the published proceedings of the Congress.

Among the regulations agreed at the Congress, Article XXIX concerned communications which were to be sent to the International Bureau. Clause 2 of this Article concerned documents which members of the Union were to transmit to one another via the International Bureau, and sub-Clause 4 stated that such items should include "The collection of their postage stamps". In its Circular No. 36/3151 dated December 12th, 1878, the International Bureau stated that in compliance with this regulation, 80 copies of each of the documents specified would be required by the Bureau for distribution. In cases of urgency, administrations could transmit documents direct to one another, so long as they also provided the International Bureau with a collection.

Although no specific instructions have been found, it appears to have been taken for granted, in most instances, that collections of the postage stamps and items of stamped postal stationery then current in the various countries were required for distribution. Also, that specimens would be required of any new stamps which differed in value, colour or design (but not normally in watermark or perforation) from those previously in use. The intention, no doubt, was to keep postal administrations well informed as to the officially-issued postage stamps of all the other members of the Union, and to enable them to compare with the issued stamps any suspected forgeries which might reach their offices through the post.

What follows studies, in some detail, the opening phases of the system of distribution of specimens, quoting the subject matter of various circulars issued by the International Bureau bearing on this subject and linking the information, in certain cases, with postage stamps in the collection which the International Bureau has maintained at Berne since 1879.

This collection, all information about which is published by kind permission of the Director of the International Bureau, cannot be regarded as absolutely complete, nor should it be taken for granted that it is entirely representative of the collections built up by the postal administrations of various member-countries, some of which may not have received specimens of stamps sent to the Bureau itself. The stamp collections of the Berne Postal Museum and the Paris Postal Museum, both of which are based on material received from the U.P.U., have also been inspected, and information concerning them is published by kind permission of their Directors.

* * * *

NOTE: In the text which follows "Specimen" *refers to overprints in general or, in a few instances, to overprints in lower case (small letters). Where* SPECIMEN *is used, this indicates a specific overprint in capital letters.*

Circular No. 38/3282 : January 9th, 1879

Wishing to complete the postage stamp collections of the International Bureau, the Director requires three examples of each of the postage stamps, postcards, etc., then in use in each country.

Circular No. 41/3422 : February 4th, 1879



GREECE has already sent postage stamps to many administrations of the Union and intends to send collections to countries newly entered in the Union as soon as they desire the same.

Bureau Collection. Some of the 1886 issues have SPECIMEN overprints. Many of the 1922 Revolutionary issues are hand-stamped SPECIMEN in violet.

DENMARK and DANISH ANTILLES : collections of the postage stamps which were then in use were distributed with this circular. It is stated that Greenland used the same postage stamps as Denmark.

ICELAND : a collection of the postage stamps which were then in use.

Bureau Collection. No stamps were overprinted SPECIMEN

(*Continued*

MISCELLANEOUS "SPECIMEN" STAMPS

STAMP COLLECTING, Dec. 4, 1964

Distribution of "Specimen" Stamps (*cont. from page 477*)

before the 1930 3a. to 10k. In 1903, the Danish Postal Administration neglected to send specimens of the 1882–1902 3a. to 100a. and official 3a. to 50a. overprinted "I GILDI/ '02–'03" to the U.P.U. Sets of reprints were made of these provisional issues, all perforated 12½ (the 100a. and official 16a. and 50a. were not issued thus) and on paper with the larger Crown watermark which had come into use, and these specimens were distributed with the circular dated January 31st, 1905.

GERMANY sent a collection of the postage stamps which were then in use.

Bureau Collection. There are no stamps with "Specimen" overprints, either of Germany or the German Colonies. The same applies to the collections of the *Berne* and *Paris Postal Museums*. It is known that small numbers of these stamps were overprinted SPECIMEN. It is not known for what purpose they were overprinted and it is unlikely that they were generally distributed to members of the Union with such overprints.

RUSSIA sent a collection of the postage stamps which were then in use.

Bureau Collection. There are no stamps with "Specimen" overprints before the 1905 Charity 3k., 5k., 7k. and 10k., each of which is overprinted with one letter of the word OBRASETZ. The Russian Levant 1904 35 pi. on 3½r., and 70 pi. on 7r. are hand-stamped OBRASETZ in blue.

SWEDEN sent a collection of the postage stamps which were then in use.

Bureau Collection. There are no stamps with "Specimen" overprints.

EGYPT defers her sending until the issue of postage stamps of a new design in the near future.

Circular No. 45/3438 : February 8th, 1879

Accompanying this circular was a sheet upon which were printed rectangles of stamp size with a design of wavy lines in a frame, in green and inscribed "5 centimes" above, in red and inscribed "10 centimes" and in blue and inscribed "25 centimes", the so-called "**universal colours**" in which so many postage stamps of these denominations or their equivalents were, for many years, printed by members of the Union.

Circular No. 52/3583 : February 27th, 1879

ARGENTINE REPUBLIC : specimens of postage stamps were distributed with this circular.



Bureau Collection. The 1891 1p., 5p. and 20p., the 1892 ½c. to 5p., the 1916 ½c. to 20p., and many later issues are overprinted MUESTRA. The 1930 Zeppelin stamps are similarly hand-stamped. No stamps after 1944 are thus overprinted.

PORTUGUESE COLONIES : specimens of the postage stamps were distributed with this circular.

Bureau Collection. There are no Portuguese colonial stamps with "Specimen" overprints, but a few early issues are overprinted PROVA.

Circular No. 53/3601 : March 1st, 1879

FRANCE : a collection of the postage stamps, postage due stamps and postcards then in use was distributed with this circular. The colonial stamps are printed in similar designs and colours; the first differ from the second only in the absence of dots in the four corners of the frame.



Bureau Collection. The early French stamps comprise the 1869 5f. with SPECIMEN overprint and, without overprints, the Ceres perforated 1c., 2c., 4c., 5c., 20c., 40c., and with larger figures of value 10c., 15c., 30c. and 80c.; also the Postage Due 1870–78 15c., 25c., and 30c. black, 40c. and 60c. blue, and the 60c. ochre. All subsequent issues are without "Specimen" overprints.

Circular No. 55/3620 : March 4th, 1879

ROUMANIA : a collection of postage stamps.



Bureau Collection. Only the 1885 1½b. to 50b. have SPECIMEN hand-stamps.

SWITZERLAND : a collection of postage stamps, postage due stamps, postcards, etc. No Swiss stamps in the U.P.U. collection have "Specimen" overprints before the 1935 League of Nations 3c., 5c., 25c. and 30c.

Circular No. 60/3672 : March 10th, 1879

GREAT BRITAIN : specimens of postage stamps, stamped



postcards and envelopes were distributed with this circular.

Bureau Collection. The following stamps, all overprinted SPECIMEN in small serif capitals (Gibbons Specialised, Type 9), were current at this time : ½d., plate 10; 1½d., plate 3; 2½d. rosy-mauve, plate 5; 4d. sage-green, plate 15; 6d. grey, plate 16; 2s. pale blue, plate 1; 5s. rose, plate 2; Maltese Cross watermark 10s. grey-green and £1 brown-lilac. Other values which were in use at this time are the line-engraved 1d. and 2d. and the surface-printed 3d., 8d. and 1s. which are missing from the Bureau's collection, but there is a similarly overprinted example of the 8d. orange in the collection of the *Paris Postal Museum*. No doubt the "Specimen" overprint was applied to British stamps to prevent their franking mail in the event of their "liberation" from the official reference collections to

(*Continued*

1/2

"Specimens."

Distribution of "Specimen" Stamps (*cont. ~~from page 479~~*)

which they belonged. It is very strange that subsequent circulars do not specify a complete range of the new Victorian stamps, nor are they all represented in the Bureau's collection.

In 1892, as will be shown later, a number of members of the Union requested that all stamps for distribution as specimens should be supplied without any "Specimen" overprints. The British Post Office complied with these requests until the issue of the Edwardian stamps in 1902, when the values to 1s. were sent for distribution in normal mint condition, but the values of 2s.6d. and above were overprinted SPECIMEN. Any defrauding of the revenue would then be on a minor scale! For the issues of K.G.V and K.G.VI, the values of 1s. and above were overprinted SPECIMEN before distribution until 1948 (before the issue of the Silver Wedding £1 stamp), since when all new stamps have been sent for distribution in normal mint condition.

Circular No. 64/3714 : March 16th, 1879

BELGIUM : specimens of postage stamps, stamped postcards and envelopes.

Bureau Collection. The early Belgian stamps comprise the 1869–79 1c., 2c., 5c., 10c., 20c., 25c., 40c., 50c., 1f. and 5f. deep red-brown. None of the postage stamps in the collection have "Specimen" overprints, but some 1923–29 Railway Parcel and Newspaper stamps have SPECIMEN hand-stamps.

Circular No. 66/3738: March 17th, 1879

NORWAY: specimens of postage stamps.

Bureau Collection. No Norwegian stamps have "Specimen" overprints.

Circular No. 71/3769: March 20th, 1879

HUNGARY: a collection of postage stamps.

Bureau Collection. No Hungarian stamps have "Specimen" overprints.

SPAIN remarks that she has already, on January 27th, sent specimens of her postage stamps to all the administrations of the Union.



Bureau Collection. Some of the Spanish and Spanish colonial stamps are hand-stamped or overprinted MUESTRA. Some of the later issues which had the sheet numbers printed on the back of the stamps were numbered "000,000" or "A.000,000" for distribution as specimens.

Circular No. 72/3778: March 21st, 1879

U.S.A.: specimens of postage stamps then in use.



Bureau Collection. The early U.S.A. stamps include a set which is dated 1870 but which, in fact, comprises the 1873–79 1c., 2c. brown, 2c. vermilion, 3c., 5c. blue, 6c., 7c., 10c., 12c., 15c., 24c., 30c., 90c., and the 1882 5c. brown, all without "Specimen" overprints. Also without overprints are the 1887–88 1c. to 90c. and subsequent new issues. There is also a set comprising the 1879–83 1c., 2c. brown-red, 3c., 4c. green, 5c. brown, 6c., 10c., 15c., 30c. and 90c. overprinted SPECIMEN in small sans-serif capitals, all but the last in red, and similarly overprinted 1885 Special Delivery 10c., 1879 Newspaper 1c. to $60, and 1879 Postage Due 1c. to 50c.

With the Circular dated May 24th, 1886, three collections of 43 stamps of the U.S.A. were distributed to all members of the Union.

Circular No. 76/3827: March 28th, 1879

EGYPT: specimens of the new Egyptian stamps to be issued on April 1st.

Bureau Collection. No Egyptian stamps have "Specimen" overprints.

SURINAM: a collection of the postage stamps then in use.



Bureau Collection. The following Surinam stamps only are overprinted SPECIMEN: 1888 15c., 20c., 30c., 40c. and 1g.; 1890 3c. and Postage Due 1885 30c. and 50c.

Circular No. 77/3853: March 31st, 1879

AUSTRIA: specimens of postage stamps, stamped postcards and envelopes.

Bureau Collection. No Austrian postage stamps have "Specimen" overprints.

Circular No. 81/3917: April 9th, 1879



TURKEY: specimens of postage stamps.

Bureau Collection. The 1913 2 pa. to 200 pi. and 1914 postage due stamps were perforated SPECIMEN by Bradbury, Wilkinson & Co.; the 1923 set and various sets of Angora stamps were overprinted, the latter including the 1922 Charity 1 pi. to 500 pi. depicting the Mosque at Adrianople without ADANA overprints and unissued thus.

Circular No. 84/3950: April 12th, 1879

GREECE: specimens of postage stamps, postage due stamps and postcards.

Circular No. 85/3983: April 16th, 1879

INDIA: specimens of postage stamps and stamped envelopes.



Bureau Collection. The only Indian stamps with SPECIMEN overprints are the 1882–88 4a.6p. and 12a.

(*Continued*

"Specimens"

Distribution of " Specimen " Stamps (*cont.*) *from page 481*

Circular No. 91/4075: April 29th, 1879

NETHERLANDS EAST INDIES: specimens of postage stamps, stamped postcards and envelopes.



Bureau Collection. Only the following N.E.I. stamps are overprinted SPECIMEN: 1887 12½c., 30c.; 1886–90 1c., 3c., 5c. yellow-green, 5c. blue and postage due 1887–88 30c. and 50c.

Circular No. 100/4203: May 15th, 1879

PERSIA: a collection of postage stamps.

Bureau Collection. No stamps were overprinted SPECIMEN before the 1921 3 ch. to 5t. overprinted " 21.FEV.1921 ".

Circular No. 102/4409: June 12th, 1879

PERU: specimens of postage stamps.

Bureau Collection. No Peruvian stamps have " Specimen " overprints.

Circular No. 104/4501: June 25th, 1879

BRITISH HONDURAS: specimens of postage stamps.



Bureau Collection. The earliest stamps are the 1872–79 CC14 1d., 3d., 4d., 6d. and 1s. The first stamps with SPECIMEN overprint are the 1884 1d. rose which was distributed with the bulletin dated October 2nd, 1884, followed by the 1887 1s. grey with the Circular dated October 28th, 1886.

HONG KONG: specimens of postage stamps.



Bureau Collection. The earliest stamps are the 1863–74 2c., 4c., 6c., 8c., 12c., 16c. on 18c., 16c., 18c., 24c., 28c. on 30c., 30c. vermilion, 30c. mauve, 48c., 96c., $2, $3 and $10 rose-carmine. The first stamps with SPECIMEN overprints are the 1885 20c. on 30c., 50c. on 48c. and $1 on 96c., which were distributed with the Circular dated July 13th, 1885.

In the collection of the *Paris Postal Museum* there is a set comprising the 1862 2c., 8c., 12c., 18c., 24c., 48c., 96c. and 1863 CC14 4c., 6c. and 30c. vermilion, all overprinted SPECIMEN in serif capitals, type H4 (*Stamp Lover*, April 1933, page 336). It is not believed that such sets were distributed to all members of the Union.

MAURITIUS: specimens of postage stamps.



Bureau Collection. The earliest stamps are the 1878 38c. on 9d., 50c. on 1s. and 2r.50c. on 5s., followed by the 1879–80 2c. to 38c. The first stamps with SPECIMEN overprints are the 1885 2c., 4c. and 16c., which were distributed with the Circular dated June 13th, 1885 (*see note later*), followed by the 50c. orange with the Circular dated May 24th, 1886. The locally-produced 1887 and 1891 2c. provisionals and the 1893 1c. on 16c. chestnut are present without " Specimen " overprints.

Circular No. 109/4664: July 19th, 1879

BERMUDA: specimens of postage stamps.



Bureau Collection. The earliest stamps are the 1876–79 CC14 1d., 2d., 3d., 6d. and 1s., followed by the 1880 ½d. and 4d. The first stamp with SPECIMEN overprint was the 1892 ½d. green, which was distributed with the Circular dated September 25th, 1891, followed by the 1893 2d. and 1s. with the Circular dated May 19th, 1893.

GOLD COAST: specimens of postage stamps.



Bureau Collection. The earliest stamps are the 1876–79 CC14 ½d., 1d., 2d., 4d. and 6d. The first stamps with SPECIMEN overprints are the 1888 1s. and 2s., which were distributed with the Circular dated October 29th, 1888, followed by the 1889 3d., 5s., 10s. and 20s. with the Circular dated July 10th, 1889. Among the later " Specimen " stamps is the unissued 1907–13 10s. green and red on green.

INDIA: specimens of the 9p. postage stamps and of postal stationery which includes the Soldiers' and Sailors' stamped envelope.

SALVADOR: specimens of the 1c., 2c., 5c., 10c. and 20c. postage stamps.

(continued)

"Specimen's

Dec. 11, 1964

The DISTRIBUTION of "SPECIMEN" STAMPS by the UNIVERSAL POSTAL UNION

By Marcus Samuel

(*Continued from page 483, December 4th*)

Circular No. 114/4776: August 19th, 1879



BULGARIA: specimens of postage stamps.

Bureau Collection. Only the 1889–91 set exists with SPECIMEN in serif capitals.

NEWFOUNDLAND: specimens of postage stamps.

Bureau Collection. The earliest stamps are the 1866–79 1c. brown-purple, 2c. blue-green, 3c. blue, 5c. blue, 6c. rose, 10c. black, 12c. chestnut, 13c. yellow and 24c. blue. There are no stamps with "Specimen" overprints in the collection.

Circular No. 117/4834: September 6th, 1879

CANADA: specimens of postage stamps, stamped postcards and envelopes.

Bureau Collection. The earliest stamps are the 1870–79 ½c. (large head) and the small head 1c., 2c., 3c., 5c., 6c. yellow-brown, 10c. deep lilac-magenta, 15c. slate blue (large head) and the Registration 2c. and 5c. There are no stamps with "Specimen" overprints in the collection.

Circular No. 119/4912: October 3rd, 1879

BRITISH GUIANA: specimens of postage stamps and postcards.



Bureau Collection. The earliest stamps are the 1876 1c., 2c., 4c., 6c., 8c., 12c., 24c. and the 1866 48c., all with SPECIMEN perforated through the stamp; also the 1876 96c. with a diagonal SPECIMEN overprint in large serif capitals. In the *Paris Postal Museum* collection, the 1866 48c. and 1876 1c. to 48c. are all perforated SPECIMEN, while in the *Berne Postal Museum* collection the 1866 48c. and 1876 1c. to 24c. and 96c. all have diagonal SPECIMEN overprints. There can be little doubt that similar sets were distributed to many members of the U.P.U. It is probable that the stamps were overprinted or perforated in the colony, and they appear to be the first British colonial stamps, defaced in this manner, to be sent to the U.P.U.

BRITISH HONDURAS: specimens of a new 4d. stamp and of a stamped postcard.

CEYLON: specimens of postage stamps, stamped postcards, envelopes and wrappers.

Bureau Collection. The earliest stamps are the 1872–79 2c., 4c., 8c., 16c., 24c., 32c., 36c., 48c., 64c., 96c. and 2r.50c. The first stamps with SPECIMEN overprints are the 1884 2c. dull green, 4c. rose and unissued 24c. brown-purple, which were distributed



with the Circular dated July 26th, 1884 (*see note later*), followed by the 1885 5c. on 8c. to 1r.12c. on 2r.50c., which were distributed with the Circular dated March 31st, 1885. There are also some other provisionals without "Specimen" overprints.

LAGOS: specimens of postage stamps.



Bureau Collection. The earliest stamps are the 1876 1d., 2d., 3d., 4d., 6d. and 1s. The first stamps with SPECIMEN overprints are the 1886 2s.6d., 5s. and 10s., which were distributed with the Circular dated October 28th, 1886.

SIERRA LEONE: specimens of postage stamps.



Bureau Collection. The earliest stamps are the 1872 6d. violet and the 1876–77 ½d., 1d., 1½d., 2d., 3d., 4d. and 1s. The first stamps with SPECIMEN overprints are the 1884 ½d., 1d., 2d. and 4d., which were distributed with the Circular dated June 19th, 1884 (*see note later*), followed by the 1888 1s. red-brown which was distributed with the Circular dated November 6th, 1888, the 1890 6d. brown-purple which was distributed with the Circular dated September 12th, 1889, and the 1891 2½d. blue which was distributed with the Circular dated April 21st, 1891.

(*Continued*

Specimen's

Distribution of Specimen Stamps by U.P.U. (*contd. from page 547*)



STRAITS SETTLEMENTS: specimens of postage stamps. *Bureau Collection.* The earliest stamps are the 1867–72 2c., 4c., 6c., 8c., 12c., 24c., 30c., 32c. and 96c. The first stamps with SPECIMEN overprints are the 1882 Crown CC 10c. slate and the 1883 2c., 4c., 5c. and 12c., which were distributed with the Circular dated July 26th, 1884. (*See note later.*) Among the later "Specimen" stamps is the unissued 1921–33 8c. carmine.

Circular No. 121/4967: October 15th, 1879

FALKLAND ISLANDS: specimens of postage stamps.



It appears that the 1878 1d., 6d. and 1s. were distributed with this circular, followed by the 1879 4d. with the Circular dated January 27th, 1880. The first stamps overprinted SPECIMEN (by Bradbury, Wilkinson & Co.) were the 1891 ½d. blue-green and 2½d. ultramarine, which were distributed with the Circular dated June 9th, 1891, followed by the 6d. yellow with the Circular dated December 2nd, 1891, and later by the 1895 2d. reddish-purple and 9d. orange-vermilion. In Circular No. 805/38, dated March 5th, 1891, the Falkland Islands notified the other members of the Union that while awaiting a supply of 2½d. and ½d. postage stamps, the postal administration had authorised the representation of ½d. stamps by diagonally divided 1d. stamps.

JAMAICA: specimens of postage stamps, stamped postcards and envelopes.



Bureau Collection. The earliest stamps are the 1870–79 ½d., 1d., 2d., 3d., 4d., 6d., 1s., 2s. and 5s. The first stamps with SPECIMEN overprints are the 1885 ½d. green, 1d. rose, 2d. grey and 4d. red-brown, which were distributed with the Circular dated February 10th, 1885, followed by the 3d. sage-green with the Circular dated October 28th, 1886. Among the later "Specimen" stamps is the 1921 6d. carmine and myrtle, depicting the Proclamation of the Abolition of Slavery in the Colony



on August 1st, 1838, not issued because of political unrest in the island. This exists on paper watermarked Multiple Crown CA (SPECIMEN reading upwards) and Multiple Script CA (SPECIMEN reading downwards).

TRINIDAD: specimens of postage stamps.



Bureau Collection. The earliest stamps are the 1869–79 ¼d. lilac, 1d. carmine (with "1d." in manuscript to indicate the denomination), 4d. grey, 6d. green, 1s. ochre and 5s. rose-lake, followed by the 1882 "1d." in red manuscript on the 6d. green. The first stamps with SPECIMEN overprints are the 1883–84 ½d. to 1s., which were almost certainly distributed with the Circular dated August 30th, 1884. (*See note later.*)



Among the later "Specimen" stamps is the unissued 1899 "3d." on 5d. dull purple and mauve. It has been stated that the postal authorities of Trinidad, finding that they required a stamp of this denomination, ordered a provisional supply from London, in the absence of the Colonial Postmaster-General, Mr. J. A. Bulmer. Quite by accident, Mr. Bulmer saw specimens of these stamps at the Colonial Office, London, and at once objected to surcharged stamps being issued in the Colony. All were destroyed with the exception of those which had been distributed to members of the U.P.U. and five copies which were reserved for the Trinidad Official Album.

DANISH ANTILLES: specimens of a new 50c. postage stamp and a 2c. postcard.

(*Continued*)

Specimen's.

Dec-18, 1964.

The DISTRIBUTION of "SPECIMEN" STAMPS by the UNIVERSAL POSTAL UNION

By Marcus Samuel

(*Continued from page 551, December 11th*).

In continuing the story from 1879 *to the end of the century quotations will not be given from circulars which concern new issues from administrations which had previously sent specimens for distribution, with the exception of those concerning the first British Colonial stamps to be distributed with De La Rue* SPECIMEN *overprints* (1884–85).

Circular No. 1/5236: January 6th, 1880
VENEZUELA: specimens of postage stamps.
Bureau Collection. There are no stamps with "Specimen" overprints, but some issues from 1927 to 1939 are perforated with the letters G.N.

Circular No. 4/5311: January 27th, 1880
MONTENEGRO: a collection of postage stamps.

Circular No. 12/5581: March 20th, 1880
LABUAN: examples of each of the three postage stamps then in use.



Bureau Collection. The 1880 2c., 6c. and 12c. followed by the 10c. (distributed with the Circular dated May 7th, 1881), the 16c. and the 1883 40c. (distributed with the Circular dated February 17th, 1883). The first stamps with SPECIMEN overprints are the 1885 2c. rose-red and 8c. deep violet, which were distributed with the Circular dated October 22nd, 1885, followed by the 10c. sepia and the 16c. grey with the Circular dated May 24th, 1886. The collection also includes the 1894 lithographed 2c. to 40c. diagonally hand-stamped SPECIMEN and the later "Specimen" stamps include the 1899 "4/CENTS" on the 1c., 2c. and 3c., unissued because the face value was increased by the surcharging.

Circular No. 15/5647: April 8th, 1880
CUBA: a collection of postage stamps and a postcard.

Circular No. 17/5698: April 21st, 1880
HONDURAS REPUBLIC: a collection of postage stamps.

Circular No. 31/6120: July 17th, 1880
CURACAO: a collection of postage stamps.
Bureau Collection. Only the following stamps are overprinted SPECIMEN: 1892 12½c., 15c., 25c.; 1892 postage due 12½c. and 25c. (*Illustrated at top of next column*).

DOMINICA: a collection of postage stamps.
Bureau Collection. The 1877–79 CC14 ½d., 1d., 2½d., 4d., 6d. and 1s. The first stamps with SPECIMEN overprints are the 1886



4d. grey which was distributed with the Circular dated May 24th, 1886, and the ½d. green with the Circular dated July 9th, 1886.
ST. CHRISTOPHER: a collection of postage stamps.



Bureau Collection. The 1875–79 CC14 1d., 2½d., 4d. and 6d. The first stamp overprinted SPECIMEN is the 1887 1s. mauve, which was distributed with the Circular dated September 9th, 1886. There are also various others without "Specimen" overprints, including the 1886 1d. on 6d. green and 4d. on 6d. green, the first with surcharge inverted.

Circular No. 50/6611: October 22nd, 1880
URUGUAY: a collection of postage stamps, stamped postcards, envelopes and wrappers.
Bureau Collection. There are no stamps of Uruguay with "Specimen" overprints.

Circular No. 52/6636: October 29th, 1880
FINLAND: a collection of postage stamps, stamped postcards, envelopes and wrappers.
Bureau Collection. There are no Finnish stamps with "Specimen" overprints.

Circular No. 57/6734: November 16th, 1880
BAHAMAS: specimens of postage stamps.



(*Continued*)

'Specimen's

Dec. 18, 1964

Distribution of Specimen Stamps by U.P.U. (*contd. from page 583*)

Bureau Collection. The 1863–80 1d., 4d., 6d. and 1s., followed by the 1884 1d., 4d., 5s. and £1. The first stamps with SPECIMEN overprints are the 1888 2½d. blue, which was distributed with the Circular dated February 1st, 1888, and the 1890 6d. mauve with the Circular dated July 19th, 1890.

In the collection of the Paris Postal Museum there are imperforate examples of the 1863–80 1d., 4d. and 6d., and no examples of the 1884 1d., 4d., 5s. and £1, further comment about which will be made later.

Circular No. 66/6916: December 30th, 1880

LIBERIA: specimens of the 1c., 2c., 3c., 6c., 12c. and 24c. postage stamps.



Bureau Collection. The following stamps are overprinted or perforated SPECIMEN: 1892 1c. to $5; 1897 1c. to 50c.; 1897 3c. (perforated); 1900 1c., 2c., 5c.; 1918 Red Cross 2c. on 1c. to 2c. on $5.

Circular No. 78/7235: February 12th, 1881

EASTERN ROUMELIA: specimens of postage stamps, sent via the Turkish administration.

Circular No. 85/7420: March 9th, 1881

DOMINICAN REPUBLIC: specimens of postage stamps and stamped postcards.

Circular No. 89/7658: April 9th, 1881

ST. LUCIA: specimens of 1d. (grey), 4d. (yellow), 6d. (violet) and 1s. (brick red) postage stamps.



Bureau Collection. The 1864 CC12½ 4d. yellow, 6d. mauve and 1s. orange, followed by the 1881 ½d. and 2½d. (distributed with the Circular dated November 30th, 1882), the 1882 1d. black and the 1882 typographed ½d. green, 1d. rose and 2½d. blue, which were distributed with the Circular dated August 15th, 1883. The first stamp with SPECIMEN overprint is the 1886 3d., which was distributed with the Circular dated July 9th, 1886, followed by the 1887 1d. dull mauve, 6d. and 1s. with the Circular dated September 26th, 1887.

Circular No. 95/7875: May 7th, 1881

FRENCH COLONIES: a specimen of each type of the new postage stamps.

This refers to the General Colonial issue of the "Commerce" type. From 1892 onwards, the stamps of a large number of different French Colonies were distributed, nearly all without "Specimen" overprints. Exceptions are the Obock 1893 triangular 2f. and 5f. overprinted SPÉCIMEN in serif capitals, some of the Djibouti 1894 low values hand-stamped SPÉCIMEN, and the rare 25f. and 50f. overprinted with the letter "S" at the bottom corner.

Circular No. 101/8025: May 25th, 1881

PHILIPPINE ISLANDS: specimens of 8c. de peso and 5c. de peso (50 mils.) postage stamps and of a stamped postcard. It is stated that the stamps used in the Caroline and Marianne Islands are identical to the above.

Circular No. 102/8090: June 2nd, 1881

COLOMBIA: specimens of postage stamps and postcards.

GRENADA: specimens of postage stamps and postcards.



Bureau Collection. The first stamps are the 1873–81 Chalon Head ½d., 1d., 2½d., 4d., 6d. and 1s., and others without "Specimen" overprints include the 1888 4d. on 2s., the 1889 ½d. on 2s., and the 1892 postage due 1d. and 2d. The first stamp with SPECIMEN overprint is the 1887 1d., which was distributed with the Circular dated December 16th, 1886, followed by the 1891 2½d. on 8d. grey-brown, upon which the overprint in in lower case italic type. No mention of the latter has been found in any circular but it is believed to have been generally distributed.

Circular No. 107/8168: June 13th, 1881

WURTEMBERG: specimens of new stamps used on official correspondence.

Circular No. 109/8309: July 1st, 1881

SERBIA: specimens of 5p., 10p., 20p., 25p., 50p. and 1d. postage stamps and of postcards.

Circular No. 116/8512: July 23rd, 1881

CHILE: specimens of 1c., 2c., 5c., 10c., 20c. and 50c. postage stamps and of stamped postcards and envelopes.



Bureau Collection. No stamps have "Specimen" overprints but the 1928–30 Air 20c., 25c., 30c., 40c., 50c., 1p., 2p., 5p. and 10p. are perforated SPECIMEN.

Circular No. 118/8555: July 27th, 1881

CYPRUS: specimens of ½ pi., 30 pa., 1 pi., 2 pi., 4 pi. and 6 pi. postage stamps and of stamped postcards and wrappers.



Bureau Collection. The first stamp with SPECIMEN overprint is the 1886 12 pi. orange-brown, which was distributed with the Circular dated January 11th, 1886; this was followed by the 1894–96 ½ pi. to 45 pi.

(*Continued*)

Specimens

Dec. 18th 1968

Distribution of Specimen Stamps by U.P.U. (*contd. ~~from page 585~~*).

Circular No. 123/8732: August 18th, 1881
BRAZIL: specimens of postage stamps.
Bureau Collection. No stamps of Brazil have "Specimen" overprints.

Circular No. 132/8936: September 13th, 1881
GUATEMALA: specimens of postage stamps.
Bureau Collection. No stamps of Guatemala have "Specimen" overprints.

Circular No. 137/9025: September 21st, 1881
BARBADOS: specimens of postage stamps and stamped postcards.



Bureau Collection. The earliest stamps are the 1873 5s. and the 1875–78 CC14 ½d., 1d., 3d., 4d., 6d. and 1s. The first stamps with SPECIMEN overprints are the 1885 3d. purple and 4d. brown, which were distributed with the Circular dated November 1st, 1884, followed by the 1886 6d., 1s. and 5s. with the Circular dated September 9th, 1886.

The *Berne Postal Museum Collection* contains examples of the 1875–78 ½d., 1d. and 1s. hand-stamped SPECIMEN in serif capitals in red and the 3d., 4d. and 6d. similarly hand-stamped in blue, but it is not believed that they were generally distributed thus.

TOBAGO: specimens of postage stamps.



Bureau Collection. The earliest stamps are the 1880 ½d., 1d., 4d., 6d. and 1s. The first stamps with SPECIMEN overprints are the 1886 ½d. green and 6d. orange-brown, which were distributed with the Circular dated June 1st, 1886. In the collection there are examples of the 1891–92 ½d. on 4d. and 2½d. on 4d., and of the 1896 "½d./POSTAGE" on 4d. without "Specimen" overprints.

TURKS ISLANDS: specimens of postage stamps.



Bureau Collection. The 1881–82 ½d. blue-green, 1d. brown-red, 4d. ultramarine, 6d. olive-black and 1s. slate green are without "Specimen" overprints. The first stamp with SPECIMEN overprint is the 1887 6d. yellow-brown, which was distributed with the Circular dated February 25th, 1889, followed by the 1893 2½d. ultramarine with the Circular dated March 8th, 1893, and the 1894 5d. olive-green and carmine with the Circular dated July 10th, 1894.

Circular No. 149/9240: October 17th, 1881
HAITI: specimens of postage stamps.
Bureau Collection. No stamps of Haiti have "Specimen" overprints.

Circular No. 2/78: January 6th, 1882
PARAGUAY: a collection of postage stamps and postcards.



Bureau Collection. Only the 1886 (August and September) sets of official stamps have SPECIMEN overprints.

Circular No. 22/618: February 21st, 1882
HAWAII: specimens of postage stamps.
Official imitations are known of the 1853 unissued 5c. and 13c., and of the 1862 2c. with SPECIMEN or CANCELLED overprints. It is not known whether they were distributed to members of the U.P.U.

(*~~To be~~ Continued*)

"Specimen"s

Jan. 1, 1965

The DISTRIBUTION of "SPECIMEN" STAMPS by the UNIVERSAL POSTAL UNION

By Marcus Samuel

(*Continued from page 587, December 18th*)

Circular No. 53/1255: June 24th, 1882

INCREASE IN NUMBER OF SPECIMENS REQUIRED FOR DISTRIBUTION TO 100.

In its present state, the International Bureau requires 92 examples of each document for distribution under Article XXIX. Postal administrations of countries forming part of the Union are 89 in number; one of these administrations requires three specimens of every document and another requires two, making a total of 92. But as it is useful, in view of future expansion of the Union, that there should always be a stock of documents for distribution to be held by the International Bureau, it is requested that, in future, 100 examples of every document of which it is desired to effect distribution should be supplied.

Circular No. 63/1968: July 20th, 1882

CHILEAN OCCUPATION OF PERU: a collection of stamps adopted for the franking of mail originating in Peruvian Territory occupied by Chilean Forces.

PORTUGAL: a collection of postage stamps, stamped postcards and envelopes.

Bureau Collection. There are no Portuguese stamps with "Specimen" overprints. With the circular dated October 3rd, 1885, were distributed two collections of postage stamps and items of postal stationery issued in Portugal and in the Portuguese Colonies from 1853 to 1884.

Circular No. 82/2503: September 1st, 1882

NICARAGUA: specimens of postage stamps and postcards.

Bureau Collection. The only stamps with SPECIMEN overprints are the 1890 1c. to 10p., 1915 ½c. to 50c., and 1928 ½c. to 1 cor.

Circular No. 86/2626: September 15th, 1882

MEXICO: specimens of recently issued 2c., 3c., 6c., 12c., 18c., 24c., 50c., and 100c. postage stamps.



Bureau Collection. Only the 1899 1c. to 5p. and a 1921 set are hand-stamped MUESTRA.

Circular No. 91/2744: October 1st, 1882

ST. VINCENT: specimens of ½d., 1d., 4d., 6d., 1s. and 5s. postage stamps and of a 1½d. stamped postcard.



Bureau Collection. The 1880–82 ½d. orange, 1d. drab, 4d. blue, 6d. green, 1s. vermilion, and 5s. rose-red. The first stamp with SPECIMEN overprint is the 1888 6d. violet which was distributed with the Circular dated September 13th, 1888, followed by the 1889 2½d. on 1d. grey-blue with the Circular dated July 10th, 1889. Specimen copies of the locally-produced 1892 5d. on 4d. lake-brown provisional were distributed with the circular dated November 23rd, 1892. On these stamps the "Specimen" overprint is in lower case italic type, printed in the same purple colour and from the same fount as the surcharge. One stamp on each pane of 60 showed the error of overprint SPICEMEN; it is improbable that more than seven ever existed, most of which remain locked in official archives.

Circular No. 94/2802: October 12th, 1882

ANTIGUA: specimens of ½d., 1d., 2½d., 4d. and 6d. postage stamps and of a 1½d. stamped postcard.



Bureau Collection. The 1876–82 ½d. green, 1d. lake, 2½d. brown, 4d. blue and 6d. blue-green. The first stamp with SPECIMEN overprint is the 1886 1s. mauve which was distributed with the Circular dated May 24th, 1886, followed by the 2½d. ultramarine and 4d. chestnut with the Circular dated May 28th, 1887.

MONTSERRAT: specimens of 1d., 2½d. and 4d. postage stamps and of a 1½d. postcard.



Bureau Collection. The 1876–80 1d. red, 2½d. red-brown, 4d. blue and 6d. green. The first stamps with SPECIMEN overprints are the 1885 2½d. ultramarine and 4d. mauve which were distributed with the Circular dated February 10th, 1885.

Circular No. 110/3090: November 15th, 1882

ECUADOR: specimens of 1c., 2c., 5c., 20c., 1r. and 1p. postage stamps.

Bureau Collection. No stamps of Ecuador have "Specimen" overprints.

Circular No. 116/3188: November 25th, 1882

LUXEMBURG: specimens of 1c., 2c., 4c., 5c., 10c., 12½c., 20c., 25c., 30c., 50c., 1f. and 5f. postage stamps.

Bureau Collection: No stamps of Luxemburg have "Specimen" overprints.

Circular No. 119/3214: November 30th, 1882

NEVIS: specimens of 1d., 2½d., 6d. and 1s. postage stamps and of a 1½d. postcard.

Bureau Collection. The 1882 1d. lilac-mauve, 2½d. red-brown, 4d. blue and the 1876 lithographed 6d. grey and 1s. green. The first stamp with SPECIMEN overprint is the 1888 6d. chesnut which was distributed with the Circular dated October 29th, 1888, followed by the 1890 1s. violet with the Circular dated March 19th, 1890. (*Illustration on page 651.*) next page

(*Continued*

10

"Specimen"s

Distribution of Specimen Stamps by U.P.U. (*contd. ~~from page 649~~*)



(*See text at foot of previous page ~~649~~.*)

VIRGIN ISLANDS: specimens of 1d., 2½d., 4d., 6d. and of two types of 1s. postage stamps.



Bureau Collection. The 1880 1d. emerald and 2½d. brown, and 1867–68 lithographed 4d. lake, 6d. rose, 1s. crimson with coloured margins and 1s. rose-carmine with single-lined frame. The first stamp with SPECIMEN overprint is the 1887 4d. chestnut which was distributed with the Circular dated September 26th, 1887, followed by the 1888 6d. violet with the Circular dated March 27th, 1888, and the 1889 1d. rose and 1s. sepia with the Circular dated January 16th, 1889.

Circular No. 15/366: February 8th, 1883

JAPAN: specimens of 1s., 2s. and 5s. postage stamps.



Bureau Collection. There are many early issues with MIHON overprints including the 1871 48m., 100m., 200m. and 500m.; the 1872 Dragon ½s., 1s. and 5s.; and the 1875 Birds 12s., 15s. and 45s. It is believed that these were included in two collections of Japanese postage stamps and items of postal stationery which were distributed with the Circular dated June 6th, 1888. The items distributed with this circular are fully listed, and it is stated that the 1872 Dragon 2s. was then out of stock. No stamps later than 1888 have " Mihon " overprints.

Circular No. 39/864: March 28th, 1883

GAMBIA: specimens of ½d., 1d., 2d., 3d., 4d., 6d. and 1s. postage stamps and of a 1½d. stamped postcard.



Bureau Collection. The 1880 ½d. to 1s. The first stamp with SPECIMEN overprint is the 1886 6d, olive green which was distributed with the Circular dated June 8th, 1886, followed by the 1887 ½d. green, 1d. carmine and 2d. orange with the Circular dated April 1st, 1877. The 2½d. blue, 3d. grey, and 1s. violet are without " Specimen " overprints.

In the collection of the *Paris Postal Museum*, the last three stamps are hand-stamped SPECIMEN, but it is not believed that they were generally distributed thus.

Circular No. 47/1121: April 20th, 1883

HELIGOLAND: specimens of 5 pf., 10 pf., 20 pf., 25 pf., 50 pf., 1m. and 5m postage stamps and of stamped postcards and wrappers.

Bureau Collection. These are without "Specimen ' overprints.

Circular No. 129/3456: December 16th, 1883

COSTA RICA: specimens of 1c., 2c., 10c. and 40c. postage stamps and of stamped postcards.



Bureau Collection. The 1889 1c. to 5p. are overprinted SPECIMEN.

In the next instalment of this valuable record, Mr. Samuel deals with the British Crown Colony Territories which hitherto had supplied stamps to the U.P.U in normal mint condition without overprints. From 1884 *the position was regularised and the account ties up the supply of specimen stamps to the Bureau Collection and instructions quoted in " The De La Rue History of British and Foreign Postage Stamps ", by John Easton.*

[continued]

"Specimen's.

Jan. 8, 1965

The DISTRIBUTION of "SPECIMEN" STAMPS by the UNIVERSAL POSTAL UNION

By Marcus Samuel

(*Continued from page 651, ~~January 1st~~*)

1884. "SPECIMEN" overprints on stamps of the British Crown Colonies supplied to the U.P.U. for distribution.

As will have been seen from what has already been written, up to this time the stamps of all British-controlled territories (with the exception of Great Britain itself and British Guiana) had been supplied to the International Bureau for distribution in normal mint condition. In the case of the Crown Colonies, the initial collections were probably supplied from stocks of stamps held in the Colonies; specimens of new stamps could have been supplied from the Colonies or by the Crown Agents. Earlier British Colonial stamps are known with "Specimen" or "Cancelled" overprints, but with the exception of stamps of some of the Australian States, and a few others, they are very rare when so overprinted and can have been created only in extremely small numbers.

According to the De La Rue History*, excerpts from which, headed "D.L.R.", will be given by kind permission of Mr. John Easton, Messrs. De La Rue & Co., who then held a virtual monopoly in the production of British Colonial postage stamps, received the following instructions from the Crown Agents on June 9th, 1884.

D.L.R., page 393. "With reference to our letter of the 17th January last, I have to inform you that we have been authorised by the Governments of:
BRITISH GUIANA, CEYLON, JAMAICA, MALTA, SIERRA LEONE, STRAITS SETTLEMENTS, TOBAGO and TRINIDAD
to furnish the General Post Office with one hundred specimens of any new duty of Postage Stamps, Post Cards, etc., and of any existing duties printed in new colours, for distribution among the countries of the Postal Union, and I have to request that you will make a note that in future one hundred such specimens will have to be prepared for that purpose, in addition to the quantities mentioned in the respective requisitions.

We shall doubtless receive a similar authority in due course from all the other Colonies for which we act."

Although no instruction is given that such stamps were to be overprinted with the word SPECIMEN, it is significant that any new stamps of the above-mentioned Colonies, specimens of which were distributed with U.P.U. circulars dated later than the above, are represented in the collection of the International Bureau by examples with SPECIMEN overprints, and that from 1885 to 1948, practically all British Colonial new issues sent to Berne as specimens, with the exception of some locally-produced provisionals, were thus overprinted or perforated. The following British Colonial specimens were distributed during the period June to December 1884.

Circular No. 1933/63: June 19th, 1884

SIERRA LEONE: specimens of ½d., 1d., 2d. and 4d. postage stamps.

Bureau Collection. The ½d. dull green, 1d. carmine, 2d. grey and 1s. brown with SPECIMEN overprints, the ½d. and 1d. values being perforated 12, the others perforated 14. In the collection of the *Berne Postal Museum*, the similarly-overprinted ½d. and 1d. are perforated 14, the others perforated 12. The stamps perforated 12 are very rare and are seldom found in sets of four. Bearing in mind that these four stamps appear to have been the first British Colonial issues to have been overprinted SPECIMEN by De La Rue before being sent to the U.P.U. for distribution, it is suggested that the printers found that they had insufficient normally-perforated stamps available for this purpose and were obliged to complete the number with others which had been line-perforated 12 at Somerset House.

* "The De La Rue History of British and Foreign Postage Stamps", by John Easton (London, 1958).



D.L.R., page 389. The four stamps were invoiced on May 15th, 1884. There is no record of any specimens being supplied.

VIRGIN ISLANDS: specimens of ½d., 1d. and 2½d. postage stamps.

Bureau Collection. The ½d. green, 1d. rose and 2½d. ultramarine without "Specimen" overprints. De La Rue had not yet been instructed to overprint the stamps of this Colony.

D.L.R., page 370. The three stamps were invoiced on February 29th, 1884.

Circular No. 2411/85: July 26th, 1884

CEYLON: specimens of 2c., 4c. and 24c. postage stamps.

Bureau Collection. The 2c. dull green, 4c. rose and 24c. brown-purple with SPECIMEN overprints.* The 24c. brown-purple was never issued unsurcharged and it is the first example of an unissued stamp which was distributed to members of the U.P.U. There are also examples of the 2c. and 4c. without overprints, but no circular concerning their distribution has been found.

D.L.R., page 390. The 2c. and 4c. were invoiced on December 27th 1883 and there is no mention of specimens. The 24c. was invoiced on July 15th, 1884 and 100 specimens were invoiced. It is suggested that further supplies of the 2c. and 4c. were forwarded at the same time as the 24c., and that 100 of each were overprinted SPECIMEN in accordance with the instructions from the Crown Agents.

STRAITS SETTLEMENTS: specimens of 2c., 4c., 5c., 10c. and 12c. postage stamps.

Bureau Collection. The 2c. rose, 4c. brown, 5c. purple-brown (Crown CC watermark), 5c. blue, 10c. slate (Crown CC watermark), and 12c. dull purple, without "Specimen" overprints and believed to have been distributed with the Circular dated August 30th, 1883. There are also examples of all but the 5c. purple-brown, overprinted SPECIMEN* and believed to have been distributed with the Circular dated July 26th, 1884. The presence of the 10c. slate stamp with Crown CC watermark appears to indicate that this stamp, rather than that with Crown CA watermark, was still in stock in July 1884.

D.L.R., pages 349 and 371. The 10c. slate was first invoiced on September 21st, 1881; the 4c., 5c. blue and 12c. were invoiced on May 21st, 1883; and the 2c. was invoiced on September 4th, 1883. There is no mention of specimens. It is suggested that 100 of each were overprinted at the time a new supply was forwarded in July 1884, in accordance with the instructions

(*Continued ~~on page 683~~*)

* Previously illustrated—see pages ~~644~~ 5 and ~~649~~ 6 (December 11th).

'Specimen's

Jan. 8, 1965

Distribution of "Specimen" Stamps by U.P.U. (*cont. ~~from p. 681~~*)

from the Crown Agents. De La Rue would have no means of knowing that specimens of these stamps had previously been distributed to members of the U.P.U.

Circular No. 2839/100: August 30th, 1884

TRINIDAD: specimens of ½d., 1d., 2½d., 4d., 6d. and 1s. postage stamps.

Bureau Collection. The ½d. green, 1d. carmine, 2½d. blue and 4d. grey, without "Specimen" overprints and believed to have been distributed with the Circular dated February 17th, 1883. There are also examples of these four stamps, together with the 6d. olive-black and 1s. orange-brown, overprinted SPECIMEN* and believed to have been distributed with the Circular dated August 30th, 1884.

D.L.R., pages 356 and 369. The ½d., 1d., 2½d. and 4d. were first invoiced on December 8th, 1882. The 6d. and 1s. were first supplied on June 21st, 1883. There is no mention of any specimens. It is suggested that 100 of each of the six values were overprinted at the time a new supply was forwarded in August 1884.

Circular No. 3261/117: October 2nd, 1884

BRITISH HONDURAS: specimen of 1d. postage stamp.

Bureau Collection. The 1d. rose overprinted SPECIMEN.

D.L.R., page 395. The 1d. rose was first invoiced on September 11th, 1884. There is no mention of specimens. It is suggested that 100 examples were overprinted SPECIMEN. It is extraordinary that there appears to have been no distribution of the 1884 6d. yellow, with or without "Specimen" overprint.

Circular No. 3507/130: November 1st, 1884

BARBADOS: specimens of 3d. and 4d. postage stamps.

Bureau Collection. The 3d. purple and 4d. brown with SPECIMEN overprints; the ½d. dull green, 1d. rose, 2½d. ultramarine and 4d. grey, which had been distributed, without overprints, with the Circulars dated October 1st, 1882, and January 6th, 1883 (4d. grey).

D.L.R., page 396. The 3d. purple and 4d. brown were first invoiced on October 24th, 1884. There is no mention of specimens. It is suggested that 100 of each were overprinted SPECIMEN.

Circular No. 3939/148: December 23rd, 1884

BERMUDA: specimen of a 2½d. postage stamp.

Bureau Collection. A copy of the 2½d. ultramarine without "Specimen" overprint.

D.L.R., page 383. The first supply of 2½d. blue stamps was despatched on September 22nd, 1884. There is no mention of specimens. It is suggested that De La Rue had not, at this time, received instructions to overprint the stamps of Bermuda.

MALTA: specimens of ½d., 1d., 2d., 2½d., 4d. and 1s. postage stamps.



Bureau Collection. There is an example of the ½d. yellow without "Specimen" overprint and the 1885 ½d. green, 1d. rose, 2d. grey, 2½d. blue, 4d. brown and 1s. violet are overprinted SPECIMEN. The 1886 5s. rose was distributed with the Circular dated October 22nd, 1885, and is overprinted SPECIMEN. Among the later "Specimen" stamps is the unissued 1914 3d. purple on yellow paper with white back.

D.L.R., page 388. The ½d., 1d. and 2½d. were invoiced on June 23rd, 1884, the 2d., 4d. and 1s. on July 5th, 1884, with 100 specimens of each value.

No circular concerning distribution to be found

BAHAMAS: 1884 1d., 4d., 5s. and £1.

Bureau Collection. Examples of the 1d. rose, 4d. yellow, 5s. sage green and £1 Venetian red, all without "Specimen" overprints. In the collection of the *Paris Postal Museum* these stamps are not represented at all.



D.L.R., page 386. The 5s. and £1 were invoiced on May 12th. 1884, without any specimens. Examples overprinted SPECIMEN are known: they are extremely rare, and were certainly not distributed through the U.P.U. The 1d. and 4d. were first invoiced on June 27th, 1884, and 100 specimens of each were supplied. The stamps overprinted SPECIMEN are rare and it is doubtful if they were distributed to members of the U.P.U. It is suggested that they were overprinted by De La Rue in accordance with the instructions from the Crown Agents dated June 9th, 1884, but never sent to the G.P.O. for transmission to the U.P.U. because the printers had not, at this time, received instructions to supply specimen stamps of the Bahamas.

Letter from the Crown Agents to De La Rue & Co., dated February 23rd, 1885

D.L.R., page 421. The number of specimens of new postage stamps required by the General Post Office for circulation to Postal Union countries was to be increased from 100 to 106 of each. It is later made clear (*D.L.R.*, page 516) that the six additional copies were required for record in the G.P.O.

Circular No. 1663/52: June 13th, 1885

MAURITIUS: specimens of 2c., 4c. and 16c. postage stamps.

Bureau Collection. The 2c. green and 4c. carmine* and the 16c. chestnut, all with SPECIMEN overprints.

D.L.R., pages 369 and 370. The 2c. and 4c. were first invoiced on June 3rd, 1884, and it is also stated that 106 specimens of each were invoiced. The 16c. was invoiced on June 3rd, 1885, and there is no mention of specimens. As regards the 2c. and 4c., it is felt that there must be some error—either 100 specimens of each were invoiced before February 23rd, 1885, or 106 of each after that date. Mauritius was not one of the colonies mentioned in the instructions from the Crown Agents dated June 9th, 1884, requiring the printers to supply 100 specimens of every new postage stamp. It is suspected that, as in the case of the Bahamas 1884 1d. and 4d. stamps, examples of the Mauritius 1884 2c. and 4c. stamps were overprinted SPECIMEN before instructions had been received from the colony, and that they were held until the 1885 16c. stamp was ready for distribution.

Circular No. 2949/110: September 28th, 1885

SIAM: specimens of 1 att, 2 att, 4 att and 12 att postage stamps.

Bureau Collection. Examples of the four 1883–85 engraved stamps. Only the 1907 10t., 20t. and 40t. and the 1908 10t., 20t. and 40t. have "Specimen" overprints. (*Illustrated on page* 685.)

Circular No. 3941/144: December 4th, 1885

CONGO FREE STATE: specimens of 5c., 10c., 25c. and 50c. postage stamps.

Bureau Collection. The only stamps with SPECIMEN overprints are the 1887 50c. chocolate and 5f. lilac, which were distributed with the Circular dated October 4th, 1887. (*Illustrated on page* ~~685~~.)

(*Continued ~~on page 685~~*)

* Previously illustrated—see page ~~710, December 11th~~.

* Previously illustrated—see page ~~[illegible] December 11th~~.

"Specimen"s

Jan. 8, 1965.

Distribution of "Specimen" Stamps by U.P.U. (*Cont. from p. 683*)





(*Text for these illustrations is on page* 683, *foot of column* 2)

Circular No. 4347/168: December 28th, 1885

INCREASE IN NUMBER OF SPECIMENS REQUIRED FOR DISTRIBUTION

By the terms of Article XXIX, revised at the 1885 Lisbon U.P.U. Congress, administrations of the Union were to communicate to one another, by the intermediary of the International Bureau, the collection of their postage stamps *in triplicate*. This was to take effect from April 1st, 1886. Referring to this arrangement, it is stated that the exact number of collections of postage stamps, stamped postcard envelopes and wrappers which will then be required will be 291, made up as follows:—

92 administrations will require three collections each	270
Germany will receive nine collections (instead of three), six of which are destined for the Offices of Bavaria and Wurtemburg	6
Gibraltar will cease to be part of the British Post Office, with effect from January 1st, 1886	3
Congo will become part of the Union from January 1st, 1886 ..	3
Bolivia will become part of the Union from April 1st, 1886 ..	3
Total items required	291

The notice continues:—

"But as it will be useful, in view of future increases in membership of the Union (British Colonies in Australia and South Africa, St. Helena, etc.) to form at the International Bureau a stock of stamps in order to offer to new members of the Union as complete collections as possible in exchange for their own, it will be best to fix the number of collections to be sent to the International Bureau in execution of the above arrangement at 345."

Letter from the Crown Agents to De La Rue & Co., dated January 2nd, 1886

D.L.R., page 441. The firm was informed that as from April 1st, 1886, the number of specimens should be increased from 106 to 306. The G.P.O. appears to have omitted to read the last paragraph of the December 1885 U.P.U. circular. In reply, on January 4th, the firm stated:—

"If you require us to supply you with the specimens on the occasion of each order being completed, we fear that we shall have to make some small charge for overprinting them. Until recently, we have allowed the specimens to accumulate and overprinted the lot together, thus minimising the expense." (*D.L.R.*, page 442.)

On January 12th the Crown Agents wrote to say that the number of specimens was to be increased to 351 (presumably 345 for the International Bureau and six for the G.P.O.). In reply, the firm quoted a letter of January 9th and stated that they undertook to overprint with the word SPECIMEN postage stamps or items of postal stationery, in batches of not more than 400, at a charge of 3s.6d. for each duty or description of article. On February 12th the Crown Agents accepted this estimate and informed the firm that the quantity of specimens in future was to be 400 of each new duty or colour. They were obviously determined to get the maximum number of specimens for their money! The first charges were made for overprinting the Ceylon 1886 25c. and 28c. (*D.L.R.*, page 418), which were distributed with the U.P.U. Circular dated May 24th, 1886.

On November 14th, 1895, in a letter to the Foreign Office concerning stamps for the new British Protectorate in East Africa, De La Rue & Co. quoted a price of 10½d. per 100 for overprinting stamps or items of postal stationery with the word "Specimen" for Postal Union purposes. (*D.L.R.*, page 565.)

Circular No. 159/4: January 11th, 1886

GIBRALTAR: specimens of provisional ½d., 1d., 2d., 2½d., 4d., 6d. and 1s. postage stamps.



Bureau Collection. These stamps have SPECIMEN overprints.

Circular No. 2278/167: April 7th, 1886

BOLIVIA: specimens of 10c., 20c. and 50c. postage stamps.



The 1924 Air 10c. to 5b. are known hand-stamped MUESTRA and the 1925 Centenary 1c. to 5b. hand-stamped "Specimen", the last set including the unissued 1c. and 2c. It is believed that both these sets were distributed to U.P.U. members.

(*To be continued*)

"Specimen's

Jan. 22, 1965

The DISTRIBUTION of "SPECIMEN" STAMPS by the UNIVERSAL POSTAL UNION

By Marcus Samuel

(*Continued from page 685, January 8th*)

Circular No. 429/20: February 3rd, 1887

POSTAL ADMINISTRATIONS FAILING REGULARLY TO SUPPLY SPECIMENS

Some administrations are not sending to the International Bureau triplicate collections of their new issues or of stamps that have been partly modified by means of a surcharge or otherwise. They are reminded that the possession of a complete collection of all stamps issued or modified is the only means for each office to assure itself of the validity of stamps employed in franking mail and to exercise a serious measure of control in this respect.

Circular No. 1533/87: May 13th, 1887

ST. HELENA: specimens of 3d. and 6d. postage stamps.



Bureau Collection. There are examples of the 1864–83 1d. lake, 2d. yellow, 3d. purple, 4d. carmine, 6d. blue, 1s. green and 5s. orange. St. Helena did not become a member of the U.P.U. until October 1896. No circular can be traced which announces the distribution of the early stamps which are without "Specimen" overprints. The first stamps overprinted SPECIMEN are the 1887 3d. mauve and 6d. grey, followed by the 4d. brown and the surface-printed 1½d. red-brown and green with the Circular dated March 20th, 1890, and the 2½d. on 6d. ultramarine with the Circular dated September 19th, 1894. Among the later "Specimen" stamps is the unissued King Edward VII large 1d. printed entirely in red.



In 1911 the postal authorities in St. Helena ordered from De La Rue & Co. a further supply of the 1d. postage stamp "printed all in red". This was intended to refer to the small King's Head stamp of 1902. However, owing to the ambiguity, the order was carried out using the plates of the larger pictorial stamp of 1903, and the usual number of specimens were forwarded to the U.P.U. On the arrival of the consignment at St. Helena the error was discovered, and the entire issue, with the exception of a few specimen copies, was burnt by the authorities.

Circular No. 2734/144: September 7th, 1887

NATAL: specimen of a 2d. postage stamp received from the G.P.O., London.



Bureau Collection. Examples of the 1882–85 ½d., 1d., 3d., 4d., 6d., 1s. green overprinted POSTAGE in seriffed capitals and 5s., also of the embossed 1d. yellow, 3d. rose, 6d. green and 1s. brown (reprints or revenue stamps?). Natal did not become a member of the U.P.U. until 1892. The first stamp with SPECIMEN overprint is the 1887 2d. oilve-green (Die I), followed by the 1882–89 ½d. blue-green, 1d. carmine, 2d. olive-green (Die I), 3d. grey, 4d. brown, 6d. mauve, 1s. orange with curved POSTAGE overprint in carmine and 5s. carmine hand-stamped *SPECIMEN* in italic capitals in violet. The last were distributed with the Circular dated January 23rd, 1890.

Letter from the G.P.O. to the Crown Agents dated October 7th, 1887

D.L.R., page 457. "With reference to my letter of January 9th, 1886, respecting the number of new Colonial postage stamps &c., required to be sent to this Department for distribution, through the International Bureau of the Postal Union, among the various Postal Administrations of the Union, I think it right to point out specifically, in order to prevent any misunderstanding, that the necessity for sending 351 specimens to this Office exists only in the case of British Colonies comprised in the Postal Union. In the case of such Colonies as have not yet entered the Union, it will suffice to send to this Department six specimens of each new issue of postage stamps &c."

Circular No. 4198/218: December 22nd, 1887

POSTAL ADMINISTRATIONS WHICH HAVE NOT SUPPLIED SPECIMENS

A number of administrations, including those of Germany and the U.S.A., have complained that a number of others have not complied with the provisions of Article XXIX. It is requested that

(1) Administrations which have not completed the sending of single collections of postage stamps, etc., from April 1st, 1879, to April 1st, 1886, since the bringing into effect of the Acts of the Lisbon Congress should, if possible, supply 230 specimens (double collections) of their postage stamps, etc.

(2) Administrations which during the same period have issued new stamps or modified stamps without sending specimens should, if possible, supply 345 examples of these stamps.

(*Continued*

Circular No. 315/21: January 23rd, 1890

NATAL: specimens of postage stamps which have already been described (see Circular of September 7th, 1887).

ORANGE FREE STATE: specimens of ½d., 1d., 2d., 3d., 4d., 6d., 1s. and 5s. postage stamps and of items of postal stationery.



Bureau Collection. The 1868–83 ½d. to 5/- are followed by a number of provisionals, all without "Specimen" overprints. The 1900 British Occupation "V.R.I." 5s. green is hand-stamped SPECIMEN, and the 1903–04 K.E.VII ½d. to 5s. similarly overprinted.

TRANSVAAL: specimens of ½d., 1d., 2d., 3d., 4d., 6d., 1s., 2s.6d., 5s. and 10s. postage stamps and of items of postal stationery.

Bureau Collection. The 1885–90 ½d. to 10s. are followed by a number of provisionals, all without "Specimen" overprints. The 1900 British Occupation "V.R.I." 2s.6d., 5s., 10s. and £5 are hand-stamped SPECIMEN, and among the later K:E.VII stamps similarly overprinted is the unissued 1905–09 2d. grey. Although the 1892 £5 and 1895 ½d. to 10s. are known overprinted "Monster", it is not believed that they were thus distributed through the U.P.U. The collection also includes the 1878 Queen Victoria 1d. to 2s. in mint condition.

Circular No. 776/49: February 22nd, 1890

SEYCHELLES: specimens of 2c., 4c., 8c., 10c., 13c., 16c., 48c. and 96c. postage stamps and of items of postal stationery.



Bureau Collection. The above-mentioned set was distributed with the normal De La Rue SPECIMEN overprint. It is stated that *an extra supply* of 600 specimens of the 2c., 4c., 8c., 10c. and 13c. was invoiced on October 11th, 1893 (D.L.R., page 523). There was no second U.P.U. distribution of these stamps and it is not known for what purpose they were required. The locally-produced 1893 3c. on 4c., 15c. on 16c., 45c. on 48c., and 90c. on 96c. were distributed with the Circular dated March 20th, 1893, and the 12c. on 16c. with that dated June 7th, 1893, all without "Specimen" overprints. The 1896 18c. on 45c., and 36c. on 45c. were distributed with the Circular dated September 19th, 1896 with locally-applied SPECIMEN hand-stamps. The 1901 3c. on 16c., 3c. on 30c., and 6c. on 8c. were distributed with the Circular dated August 28th, 1901, with locally-applied SPECIMEN hand-stamps. The 3c. on 10c. was distributed with the Circular dated December 19th, 1901, with a local "Specimen" hand-stamp. The 1902 2c. on 4c., 30c. on 75c., 30c. on 1r., 45c. on 1r., and 45c. on 2r.25c. were distributed with the Circular dated July 22nd, 1902, with local "Specimen" hand-stamps. The 1906 3c. on 15c., 3c. on 18c., and 3c. on 45c. were locally hand-stamped "Specimen" and distributed with the Circulars dated August 4th, 1903, January 18th, 1904, and November 7th, 1903, respectively.

Circular No. 4141/229: October 30th, 1890

BECHUANALAND: specimens of ½d., 1d., 2d., 3d., 4d., 6d., 1s., 2s., 2s.6d., 5s., 10s., £1 and £5 postage stamps and of items of postal stationery inscribed BRITISH BECHUANALAND, and of ½d., 4d. and 1s. postage stamps inscribed BRITISH PROTECTORATE BECHUANALAND.



Bureau Collection. The 1887 ½d. vermilion and "appropriated die" 1d. to £5 are diagonally hand-stamped SPECIMEN in large seriffed capitals: the 1888 ½d. vermilion, "Fourpence" on ½d. vermilion and 1s. green and black, all with "Protectorate" overprints, are similarly hand-stamped. The 1891 Cape of Good Hope 1d. and 2d., and Great Britain 1d., 2d., 4d. and 6d. overprinted BRITISH BECHUANALAND were hand-stamped SPECIMEN in violet and distributed with the Circular dated October 11th, 1892, while the 1897 Great Britain ½d., 1d., 2d., 4d. and 6d. overprinted BECHUANALAND PROTECTORATE were overprinted SPECIMEN by De La Rue & Co., and distributed with the Circular dated November 27th, 1897, followed by the similarly overprinted 3d. value in 1898.

Circular No. 4912/265: December 31st, 1890

LEEWARD ISLANDS: specimens of ½d., 1d., 2½d., 4d., 6d., 7d., 1s. and 5s. postage stamps and of items of postal stationery.

Bureau Collection. The set is normally overprinted SPECIMEN. There is also the 1897 Diamond Jubilee ½d. to 5s. without any "Specimen" overprint. This was distributed with the Circular dated March 17th, 1899, when it was stated that only one set (instead of five) would be sent to each member of the Union on account of shortage of stock of these stamps.

(To be continued)

'Specimens'

Jan. 22, 1965

Distribution of "Specimen" Stamps by U.P.U. (*cont. from p. 253*)

(3) Administrations which since April 1st, 1886, until the present date have put into circulation new stamps or stamps modified by a surcharge, etc., without sending triple collections to other administrations should supply 345 examples of these stamps.

To prevent such complaints in future, Administrations should give instructions that, in future, 345 specimens of all new or modified stamps intended both for internal and international service should regularly be supplied to the International Bureau.

Circular No. 1517/76: May 11th, 1888

TUNIS (Regency): specimens of 1c., 2c., 5c., 15c., 25c., 40c., 75c. and 5f. postage stamps.

Bureau Collection. There are no stamps of Tunis with "Specimen" overprints.

Circular No. 2702/126: July 30th, 1889

EXCHANGE OF SPECIMENS WITH BRITISH COLONIES WHICH WERE NOT THEN MEMBERS OF THE U.P.U.

Referring to Circular No. 4347/168, dated December 28th, 1885, requiring 345 collections to be supplied to the International Bureau to enable collections to be sent to British Colonies which were not yet members of the Union, although they adhered to the terms of the revised Constitution, the Director of the International Bureau has written to the G.P.O., London, requesting them to ask these Offices if they would be prepared to carry out the execution of Article XXIX (distribution of specimens, etc.) as if they were already members of the Union.

The G.P.O. replied that there was no doubt that such Colonies would comply with this request. In consequence, the Director has sent to the Administrations for each of the British Colonies of South Australia, Western Australia, Queensland, New South Wales, New Zealand, Tasmania Victoria, Ascension, Cape of Good Hope, Fiji, Natal and St. Helena, a triple collection, as complete as possible, of all the postage stamps, postcards, etc., distributed to Administrations of the Union up to the present time.

As the British Administration had supplied 115 triple collections of the postage stamps, etc., of Victoria, the Director forwarded with this circular three specimens of each of the following items:—

VICTORIA: specimens of ½d., 1d., 2d., 3d., 4d., 6d., 8d., 1s., 1s.6d., 2s., 2s.6d., 3s., 4s. and 5s. postage stamps, of 1d. single and reply postcards and of 2d. and 3d. postcards, of 1½d. letter cards, of ½d. and 1d. stamped wrappers and of 2d. and 4d. stamped envelopes.

Bureau Collection. All the above postage stamps are without "Specimen" overprints. The 1897 Charity 1d. blue and 2½d. red-brown are overprinted "*Specimen*" in lower case italic type.

The collections of the other Colonies would be distributed when received.

Circular No. 3022/145: August 24th, 1889

SOUTH AUSTRALIA: specimens of ½d. (two kinds, one surcharged), 1d. (three shades of green), 2d. (four shades of brick), 3d. (one greenish and two shades of blue), 4d. (three shades of violet), 6d. (six shades of blue), 8d. (two shades of brown with surcharge), 9d. (two shades of violet), 10d. (three shades of yellow with surcharge), 1s. (three shades of brown), 2s., 2s.6d., 5s., 10s., 15s., £1, £2, 50s., £3, £4, £5, £10, £15 and £20 postage stamps, of 1d. single and reply postcards and of ½d. (two kinds) and 1d. stamped wrappers.

Bureau Collection. Examples of the surface-printed 1d. green, 2d. orange, line-engraved 3d. on 4d. ultramarine, 4d. dull purple, 6d. blue, 8d. on 9d. brown, 9d. purple, 10d. on 9d. orange, 1s. red-brown and 2s. carmine, all with diagonal SPECIMEN hand-stamps. These are all original prints and it is not known if they received a general distribution as they are very scarce. The others are a mixed bag, the values to 2s. mostly overprinted REPRINT in seriffed capitals, the 2s.6d. to £20 "long" stamps overprinted SPECIMEN.

Circular No. 4021/195: November 6th, 1889

NEW SOUTH WALES: specimens of 1d. (1888), 2d. (1888), 3d., 4d. (1888), 5d., 6d. (1888), 8d., 9d., 10d., 1s. (1888), 5s. (1888), 10s. and 20s. postage stamps and of 1d., 2d. (1888) and 3d. (1888) postcards, of 1d. reply postcard, of 1d. and 2d. stamped envelopes, of a 4d. registration envelope and of 1d. wrapper.

Bureau Collection. Most of the stamps have "Specimen" overprints. It is hoped that further information may be supplied later.

NEW ZEALAND: specimens of ½d. rose (1873), 1d. brown (1871), 1d. violet (1874), 1d. rose (1882), 2d. brick (1871), 2d. rose (1874), 2d. violet (1882), 3d. lilac (1863), 3d. brown (1874), 3d. yellow (1882), 4d. yellow (1865), 4d. rose (1874), 4d. green (1882), 6d. blue-green (1871), 6d. blue (1874), 6d. brown (1882), 8d. blue (1882), 1s. yellow-green (1858), 1s. blue-green (1874), 1s. rose (1882), 2s. rose (1878) and 5s. grey (1875) postage stamps and of 1d. single and reply postcards and of ½d. stamped wrapper.

Bureau Collection. There are no stamps with "Specimen" overprints. The six Chalon Heads in the collection can be identified from the above list. The collection includes the 1908 King Edward VII Land 1d. carmine and the 1911 Victoria Land 1d. carmine.

QUEENSLAND: specimens of 1d., 2d., 4d., 6d., 1s., 2s., 2s.6d., 5s., 10s. and 20s. postage stamps and of 1d. (large and small), 2d. and 3d. postcards.

Bureau Collection. There are examples of the Chalon Head 1d., 2d., 3d., 4d. slate, 4d. yellow, 6d., 1s. grey, 1s. mauve, and 5s. rose with diagonal SPECIMEN hand-stamps. The others are without "Specimen" overprints.

Circular No. 4209/200: November 20th, 1889

WESTERN AUSTRALIA: specimens of new ½d., 2d., 3d., 4d., 6d. and 1s. postage stamps and of new ½d. and 1d. postcards.



Bureau Collection. There are examples of the 1854 lithographed 4d. blue and 1s. pale brown, of the 1860 imperforate 2d. orange and 4d. blue, and of the 1861–72 2d. yellow, 3d. pale brown, 4d. vermilion, 4d. carmine, 6d. mauve and 1s. green without "Specimen" overprints. Also the 1865 1s. green, 1872 3d. pale brown, 1882 6d. lilac, 1888 1d. carmine-pink, 2d. grey, 4d. red-brown, and the 1885 ½d. green, 4d. chestnut and 1s. olive-green with SPECIMEN hand-stamped in seriffed capitals. The 1892 2½d. blue and 5d. bistre overprinted SPECIMEN were distributed with the Circular dated March 28th, 1892. Some of the later issues are cancelled-to-order.

Circular No. 4373/209: December 5th, 1889

TASMANIA: specimens of postage stamps, etc.

Obsolete. 1853 1d. blue, 1855 1d. red, 1855 2d. green, 1864 3d. yellow-green, 1853 4d. brown, and 1855 4d. blue, all "ungummed".

In present use. 1889 ½d. red, surcharged; 1889 ½d. orange; 1870 1d. red; 1880 1d. blue, bird design; 1870 2d. green; 1871 3d. raspberry (ungummed); 1881 3d. raspberry, bird design; 1870 4d. blue (ungummed); 1871 4d. yellow; 1858 6d. raspberry (ungummed); 1880 6d. lilac, bird design; 1871 8d. brown; 1871 9d. blue; 1870 10d. black-brown; 1858 1s. brick (ungummed); 1880 1s. red, bird design; 1864 2/6 raspberry (ungummed); 1864 5/- brown; 1871 5/- violet; 1880 5/- green (ungummed); 1864 10s. yellow (ungummed); 1880 10/- brick (ungummed); 2d. stamped envelope; 4d. small and large postcards; and 1d. single postcard.

Bureau Collection. No stamps have "Specimen" overprints before the 1892 ½d. to 10/-, which were overprinted in seriffed capitals. In the above list, it appears that "ungummed" signifies a plate proof (the two 1853 items defaced), "bird design" signifies the Platypus postal fiscals, and "raspberry" covers a multitude of colours!

(*Continued overleaf*)

10/17

"Specimen's

Jan. 29, 1965.

The DISTRIBUTION of "SPECIMEN" STAMPS by the UNIVERSAL POSTAL UNION

By Marcus Samuel

(*Continued from page 756, January 22nd.*)

Circular No. 58/1: January 6th, 1891

BRITISH EAST AFRICA: specimens of ½a., 1a., 2a., 4a., 8a. blue, 8a. grey, 1r. carmine, 1r. grey, 2r., 3r., 4r. and 5r. postage stamps.



Bureau Collection. This starts with the above-mentioned stamps, followed by the 2½a. which was distributed with the Circular dated December 23rd, 1891. The only early stamps with "Specimen" overprints are the 1894 5a. on 8a., and 7½a. on 1r., and the 1895 5a. and 7½a., which were hand-stamped SPECIMEN in violet and distributed with the Circulars dated December 3rd, 1894, and January 11th, 1895, respectively.

There appear to have been curious delays in supplying the U.P.U. with specimens of the later provisional issues. The 1895 India overprinted ½a. to 5r., including the "2½" on 1½a. sepia, were not distributed until April 24th, 1897; and the 1897 Zanzibar overprinted ½a. to 7½a., including the "2½" on 1a. indigo, and "2½" on 3a. grey and red, were not distributed until January 21st, 1898. It is probable that some of these stamps had to be reprinted for this purpose, and this could account for the surcharges on the provisionals being printed in brown-red instead of in bright red, and in the existence of an abnormal stop after "Africa." on the overprinted Zanzibar stamps distributed by the U.P.U.

Circular No. 1089/49: March 25th, 1891

MONACO: specimens of 1c., 2c., 5c., 10c., 15c., 25c., 40c., 50c., 75c., 1f. and 5f. postage stamps.

Bureau Collection. No stamps of Monaco are overprinted "Specimen".

Circular No. 1322/64: April 13th, 1891

CAPE OF GOOD HOPE: specimens of ½d., 1d., 2d., 3d., 4d., 6d., 1s. and 5s. postage stamps, of triangular 1d. and 4d. postage stamps and of items of postal stationery.

Bureau Collection. There are no stamps with "Specimen" overprints. The triangular stamps mentioned are reprints of the 1d. and 4d. "Woodblocks".

Circular No. 3312/155: October 9th, 1891

BRITISH NORTH BORNEO: specimens of ½c., 1c., 2c., 3c., 4c., 5c., 8c., 10c., 25c., 50c., $1, $2, $5 and $10 postage stamps and of a stamped postcard.



Bureau Collection. The 1891 set to $10 is without any "Specimen" overprints. The 1894 25c., 50c., $1, $2, $5 and $10, distributed with the Circular dated November 9th, 1894, have large Waterlow SPECIMEN overprints in serif capitals, and the later specimen stamps include the 1899 "4/CENTS" on the 1c., 2c. and 3c., unissued because the face value was increased by the surcharging, which were distributed with the Circular dated October 26th, 1899, together with similar stamps of Labuan.

Circular No. 3735/183: November 11th, 1891

PERAK: specimens of 1c., 2c. and 5c. postage stamps.

NEGRI SEMBILAN, PAHANG, SELANGOR and SUNGEI UJONG: specimens of 2c. postage stamps.

Circular No. 1443/143: March 7th, 1892

All Administrations of the Union are requested to supply to the British Administration, for the Inland Revenue Department which is concerned with the detection of forgeries, triple collections of the postage stamps and items of postal stationery in use. They are also requested to send a single collection to the Spanish Administration.

Circular No. 3916/373: May 30th, 1892

INCREASE IN THE NUMBERS OF SPECIMENS REQUIRED FOR DISTRIBUTION.

By the terms of Article XXXIII (formerly XXIX), as revised at the 1891 Vienna U.P.U. Congress, administrations of the Union were to communicate to one another, by the intermediary of the International Bureau, five collections of each of their postage stamps, items of postal stationery, etc. This was to take effect from July 1st, 1892. Referring to this arrangement, it is stated that after making allowance for the requirements of the Colonial Powers, the total number of quintuple collections to be supplied after that date would be 146, made up as follows.

Individual member countries	53
Great Britain and Colonies	46
French Colonies	21
Australasia	8
Portuguese Colonies	7
Spanish Colonies	4
Netherlands Colonies	3
Germany, Bavaria and Wurtemberg	3
The U.P.U.	1
Total	146

730 specimens of every new stamp would therefore be required.

Circular No. 5372/527: July 5th, 1892

BOSNIA AND HERZEGOVINA: specimens of 1k., 2k., 3k., 5k., 10k., 15k. and 25k. postage stamps and of items of postal stationery.

Circular No. 5831/577: July 20th, 1892

OIL RIVERS PROTECTORATE: specimens of ½d., 1d., 2d., 2½d., 5d. and 1s. postage stamps and of items of postal stationery.



Bureau Collection. The 1892 ½d. to 1s. are hand-stamped SPECIMEN in the small seriffed type used on the stamps of Great Britain. Because they were issued before July 1st, 1892, only three specimens of each were distributed to members of the U.P.U. The Niger Coast 1893 and 1894 sets to 1s. were distributed in mint condition, but the 1898 6d., 2s.6d. and 10s. were distributed with the Circular dated June 28th, 1898, with Waterlow SPECIMEN overprints.

(*Continued*)

"Specimen's

Jan. 29, 1965

Distribution of "Specimen" Stamps by U.P.U. (*cont.* ~~*from p. 785*~~)

Circular No. 6131/602: August 1st, 1892

REQUEST THAT STAMPS DISTRIBUTED BY THE U.P.U. SHOULD NOT HAVE "SPECIMEN" OVERPRINTS.

GUATEMALA requests further specimens and desires that they should not be marked with "Specimen" overprints which generally obscure parts of the design. Administrations might well dispense with marking the stamps for distribution between the Administrations of the Union, as their small number removes all danger of abuse. A similar request had previously been made.

During the period 1892–95, the same request is made by a number of other Administrations of the Union, and the following state that they have never used "Specimen" overprints on stamps sent for distribution: Austria, Belgium, Bolivia, Bosnia-Herzegovina, Canada, Chile, Congo Free State, Costa Rica, Denmark, Danish West Indies, Dominican Republic, Egypt, French Colonies, Germany, Guatemala, Honduras Republic, Hungary, India, Italy, Japan, Luxemburg, Montenegro, Nicaragua, Norway, Paraguay, Persia, Peru, Portugal, Queensland, Roumania, Russia, Salvador, Serbia, Siam, Sweden, Tunis, Turkey, Uruguay, U.S.A., Venezuela and Victoria. France states that she has ceased to use "Specimen" overprints for some time, and the Argentine Republic, the Netherlands and Switzerland state that they will cease to use them.

On the other hand, it is stated that some of the British Colonies in Australia always overprint or perforate such stamps with the word "Specimen" to prevent their illegal use. New South Wales, South Australia and Tasmania state that it is not possible for them to distribute such stamps without overprints, and New South Wales says the word "Specimen" cannot reasonably provide grounds for objection. Queensland intends, in future, to cancel such stamps before they are forwarded for distribution.

The reply of the British G.P.O. is given in Circular No. 3726/189 dated July 16th, 1894, and reads as follows :—

> "The question is not considered as of sufficient importance to justify an attempt to meddle with the internal rules of the Administrations of the various countries of the Union and their colonies. We believe, on the contrary, that the Offices concerned should have complete latitude to distribute their stamps, etc., with or without "Specimen" overprints according to the requirements of their rules. Although it is feasible that collectors of postage stamps would prefer to have the impression not obscured by the "Specimen" overprint, it is difficult to see how from a practical point of view any inconvenience can arise from the widely adopted use of this word on such stamps. Besides, as experience has shown, the impressions of stamps bearing this overprint are just as clear and sharp as those which do not bear it. However, we must point out that ever since a preference has been expressed for stamps which are not overprinted, the British Post Office has effected the distribution of its stamps without the word "Specimen".

The G.P.O. was to eat its last words when faced with the distribution of the King Edward VII 2s.6d., 5s., 10s. and £1 stamps of Great Britain, and the Crown Agents remained adamant in insisting on the use of "Specimen" overprints on the stamps of the territories under their control until 1948.

Letter from the Crown Agents to De La Rue & Co. dated September 2nd, 1892

D.L.R., page 515. "The enclosed letter from the General Post Office, relative to the supply to that Department in future of 581 specimens, instead of 351, of each new Postage Stamp, etc., is forwarded for your information and guidance. The additional specimens of Turks Islands' Postage Stamps now required, will be supplied by the Colonial Government".

It is stated that the fact that only 351 of the Turks Islands 2½d. blue had been supplied on August 17th was the reason for the matter being raised by the G.P.O. It is also stated that the number of specimens to be overprinted by De La Rue & Co. was increased from 400 to 600. It is difficult to account for the request for 581 specimens (presumably 575 for the U.P.U., and six for the G.P.O.), unless the G.P.O. had misread the U.P.U. Circular dated May 30th, 1892. The error was soon corrected

Letter from the G.P.O. to the Crown Agents dated September 12th, 1892

D.L.R., pages 515 and 516. "With reference to my letter of the 26th of August and your reply of the 1st instant respecting the distribution of postage stamps etc. among the members of the Postal Union, I beg leave to acquaint you that, according to the latest information received here from the International Bureau of the Postal Union, it will be necessary for each member of the Union to send to the International Bureau in future for distribution among the various administrations belonging to the Union 730 specimens of each new postage stamp, post card, stamped envelope or wrapper issued by it.

"I have to request, therefore, that you will be good enough to send that number of specimens of each new postage stamp etc. issued in the British Crown Colonies to this Department in future for transmission to the International Bureau, together with six additional specimens for record in this office as usual—making 736 in all.

"With regard to the new Turk's Islands' 2½d. stamp of which 351 specimens have already been sent here and 230 additional specimens applied for—making 581 in all—it will now be necessary to apply for 155 more specimens, in order to make up the number now required, namely 736; and I shall feel obliged if you will communicate further with the Colonial Governments accordingly".

As in 1886, the Crown Agents ordered a number of specimens slightly in excess of those required for U.P.U. distribution. After the date of the above letter, specimens to the number of 750 were invoiced by De La Rue & Co. with any new stamps.

Circular No. 1922/102: March 20th, 1893

FIJI: specimens of ½d., 1d., 2d., 2½d., 4d., 5d. on 4d., 6d., 1s. and 5s. postage stamps and of items of postal stationery.

Bureau Collection. The above-mentioned stamps are without "Specimen" overprints. The first stamps to be overprinted SPECIMEN were the 1903 King Edward VII ½d. to £1.

Circular No. 7363/412: November 2nd, 1893

ZULULAND: specimens of ½d., 1d., 2d., 2½d., 3d., 4d., 5d., 6d., 9d., 1s. and 5s. postage stamps and of items of postal stationery.



Bureau Collection. The above-mentioned stamps are hand-stamped *SPECIMEN* in italic capitals in violet, as used on the 1890 issues of Natal. The 1d. stamp in this set is the overprinted Natal 1d. postal fiscal, not the overprinted Great Britain 1d. lilac which does not exist with this type of "Specimen". The 1894 1d. overprinted SPECIMEN was distributed with the Circular dated April 25th, 1894, followed by the similarly overprinted ½d. and £5 with the Circular dated July 10th, 1894.

Circular No. 6256/312: November 21st, 1894

SAN MARINO: specimens of 25c., 50c. and 1L. postage stamps used at a local fête.

Circular No. 6926/347: December 27th, 1894

BRITISH LEVANT: specimens of "40 PARAS" on ½d. postage stamps issued at the British Post Office in Constantinople.

Bureau Collection. There is an example of the 1893 (Feb.) 40 pa. Constantinople provisional (without any "Specimen" overprint). There are also examples of the King Edward VII 80 pa. on 5d., 4 pi. on 10d., and 12 pi. on 2s.6d. with "horseshoe" SPECIMEN overprints and of some later high values

(*Continued* ~~*from p. 780*~~)

Distribution of "Specimen" Stamps by U.P.U. *(cont)* ~~*from p. 787*~~)



with "Specimen" overprints of the types used on the stamps of Great Britain.

Circular No. 5291/184: July 26th, 1895

BRITISH CENTRAL AFRICA: specimens of 1d., 2d., 4d., 6d., 1/-, 2s.6d., 3s., 5s. and £1 postage stamps and of postal stationery.



Bureau Collection. The above-mentioned set with SPECIMEN overprints, horizontal on the high values. The £10 and £25 are not represented at all.

In addition to those supplied for the U.P.U., 1,000 of each duty up to the 5s. and 20 examples of the £1 and £10, without "Specimen" overprints, were sent to the Crown Agents "to be sold to persons who require them" (*D.L.R.*, page 551). It is also stated that the G.P.O. received four copies only of the £10 and £25. The 1896 1d. to £25 similarly overprinted, the high values vertically, were distributed with the Circular dated July 10th 1896, and it is stated that "these represent on water-marked paper the stamps which were circulated on July 26th, 1895". (New stamps on paper with a different watermark were not normally circulated to members of the U.P.U., but the £10 and £25 had not previously been circulated, although they were inscribed "Postage" as well as "Revenue"),

Circular No. 5875/225: December 24th, 1896

ZANZIBAR: specimens of ½a., 1a., 2a., 2½a., 3a., 4a., 4½a., 5a., 7½a., 8a., 1r., 2r., 3r., 4r. and 5r. postage stamps.

Bureau Collection. The 1896 ½a. to 5r. recess-printed by De La Rue & Co., and overprinted SPECIMEN. The distribution of the 1895–96 India overprinted ½a. to 5r., and the "2½" on 1a., "2½" on 1½a., and "2½" on 2a. provisionals was delayed until April 24th, 1897, and the 2½a. provisionals had to be reprinted with the surcharges in brown-red. These are all without "Specimen" overprints, as are the 1896 British East Africa overprinted ½a., 1a., 2½a., 4½a., 5a. and 7½a. and the 1897 "2½" on 4a. myrtle which were distributed with the Circular dated January 21st, 1898. The "2½" surcharge and the "Zanzibar" overprint on the 2½a. deep blue are struck in brown-red.

Circular No. 3788/225: August 14th, 1897

SARAWAK: specimens of 1c., 2c., 3c., 4c., 5c., 6c., 8c. dark green, 8c. pale green, 10c., 12c. and 25c. postage stamps.

Bureau Collection. The above can be identified as the 1888–97 typographed 1c., 3c., 5c., 8c., 10c., 12c. and 25c. and the 1895 recess-printed 2c., 4c., 6c. and 8c., all without "Specimen" overprints. They were followed by the 2c., 50c. and $1 distributed with the Circular dated September 9th, 1897, the 16c. and 32c. and the 2c. on 12c. and 4c. on 7c. which were distributed with the Circular dated August 12th, 1899. The first stamps with SPECIMEN overprints are the 1918 1c. to $1 but the 1922–23 2c. to 30c. have no such overprints, although they were distributed as colour changes.

Circular No. 5304/283: November 19th, 1897



BRITISH SOUTH AFRICA COMPANY: specimens of ½d., 1d., 2d., 3d., 4d., 6d., 8d., 1s., 2s., 2s.6d., 3s., 4s., 5s. and 10s. postage stamps.

Bureau Collection. The 1896–97 ½d. to 10s., as above, are without "Specimen" overprints. The 1898–1908 2½d., 3d., 2s.6d., 3s., 7s.6d., 10s., £1, £2, £5 and £10 are perforated SPECIMEN, as is the 1905 Victoria Falls 5d. (the 1d., 2½d., 1s., 2s.6d. and 5s. are overprinted SPECIMEN in seriffed capitals), as are the 1909 "RHODESIA" ½d. to £1 and the 1909–11 5d. on 6d., 7½d. on 2s.6d., 10d. on 3s. and 2s. on 5s.

Circular No. 3262/139: June 28th, 1898

MOROCCO AGENCIES: specimens of overprinted Gibraltar 5c., 10c., 20c., 25c., 40c., 50c., 1p. and 2p. postage stamps and of items of postal stationery.



Bureau Collection. Examples of the 5c. to 2p. with De La Rue SPECIMEN overprints, followed by the 1903–05 5c. to 2p. similarly overprinted. There are also the King Edward VII Great Britain overprinted 40c. on 4d., 1s., 2s.6d. and 12p. on 10s. with "horseshoe" SPECIMEN overprints and of some later high values with "Specimen" overprints of the types used on the stamps of Great Britain.

(~~*To be*~~ *Continued*)

Feb. 5, 1965

The DISTRIBUTION of "SPECIMEN" STAMPS by the UNIVERSAL POSTAL UNION

By Marcus Samuel

(*Continued from page 789, January 29th*)

Circular No. 6682/309: November 21st, 1899

END OF THE CENTURY CLEARANCE OF SURPLUS SPECIMENS HELD BY THE U.P.U.

According to the Circular dated May 30th, 1892, one quintuple collection was destined for the International Bureau. However, the issuing authority of any item had not been included in the distribution of this item because it had not been considered necessary to send it a quintuple collection of its own stamps. Consequently there remained, in general, at the disposal of the International Bureau 10 examples of each of the stamps intended for distribution.

Only one of these had been placed in the collection of the International Bureau; the others had been carefully preserved to enable the Bureau to meet any demands which might be made on the distributing service. Since May 1892 the stock of the International Bureau had accumulated to such a degree that it had been found necessary to take storage space in the strong room of a Berne Bank. This stock, which was always growing, was not of much use to the International Bureau, while administrations might well desire to draw on the stocks of stamps which were thus frozen.

Under these circumstances the Director of the Bureau informed the administrations of the Union that he would return to each of them the specimens of postage stamps, postcards, etc., which remained in this stock.

In future, administrations were to send only the number of specimens strictly necessary for distribution, plus one only for the collection of the International Bureau. The total number of specimens required was 731 (including 215 for Great Britain and 41 territories under British control, 35 for the Portuguese Colonies, 20 for Germany, 20 for the U.S.A. with Cuba and Porto Rico and one for the International Bureau). Deducting five for the retention of the issuing authority, the number was 726.

Several administrations, including those of Germany and Russia, had taken responsibility for the distribution of specimens intended for their Colonies, etc. Such administrations would also deduct from the number of specimens sent to the International Bureau for distribution five examples for each of the offices for which they had undertaken the responsibility of distribution. The despatch of specimens by the staff of the International Bureau must have been greatly complicated by necessity to omit from the consignment to any administration the stamps of that particular administration and of those for which it took responsibility.

Circular No. 4677/235: September 1st, 1900

CAYMAN ISLANDS: specimens of ½d. and 1d. postage stamps.



According to notes made by the late A. J. Watkins, on January 22nd, 1901, the Colonial Office, who were awaiting "Specimen" copies of these stamps from Jamaica, which was at that time responsible for the Caymans postal administration, suddenly discovered that they had already been distributed to members of the U.P.U. The G.P.O. was at once informed that the Cayman Islands must thenceforward be regarded as a separate political unit, and the members of the U.P.U. were so notified in a circular from Berne dated January 28th, 1901.

The Governor of Jamaica was immediately instructed that "*the stamps may now be issued*", but it is not believed that they were put on sale until February 19th, the date of King Edward VII's accession. Copies of these stamps used before this date must be classed as "locals", available for internal postage only, although specimens of them had been distributed to members of the U.P.U.

Letter from the Crown Agents to De La Rue & Co. dated September 19th, 1900

D.L.R., page 658. The number of specimens required by the Postal Union for distribution was to be reduced from 736 to 722. In future this number, instead of 750, was to be supplied to the Crown Agents.

NOTE.—*This detailed record of the Bureau Collection has dealt with stamps issued during the 19th century. There is, however, one important stamp-issuing country of that century, namely China, not so far dealt with because she did not become a U.P.U. member until* 1914. *The first Circular concerning China was published in* 1914, *as follows:—*

Circular No. 1670/33: April 3rd, 1914

CHINA: specimens of ½c., 1c., 2c., 3c., 4c., 5c., 6c., 7c., 8c., 10c., 15c., 16c., 20c., 30c., 50c., $1, $2, $5 and $10 postage stamps "available for use from September 1st next".



Bureau Collection. Examples of the 1902 ½c. to $5 with small SPECIMEN overprints and of the 1913 ½c. to $10 and postage due ½c. to 30c., the 1919 1½c., 13c. and $20, the 1921 1c. on 2c., 3c. on 4c. and 5c. on 6c., the 1912 Air and Commemorative sets, the 1923 2c. on 3c., the 1923 4c., 15c. and $1 to $20, the 1923 Temple set and the 1925 3c. on 4c. with larger SPECIMEN overprints. Also the Sinkiang 1919 1c. to $20, 1921 Commemorative set, 1923 Temple set and 1924 4c., 6c., 15c. and $1 to $20 similarly overprinted.

Further Information on Numbers Distributed

As further postal administrations became members of the Union, while others were absorbed into larger units or ceased to exist, so the numbers of specimens required for distribution by the International Bureau rose or fell. The variations are best illustrated by means of a graph* which shows the number required for distribution in each year from 1880 to the present time. The political effects of the two World Wars, during which certain countries lost their identities and after which new nationalities emerged, are clearly indicated on the graph. Information from some of the 20th century circulars which throws light on some of these variations follows.

(*Continued*)

* See page 810.

"Specimen's

Feb. 5, 1965 [conclusion.]

Distribution of "Specimen" Stamps by U.P.U. (*cont. from p. 819*)

Circular No. 9010/294: October 27th, 1925

Complaint is made that the collection of the International Bureau is far from complete, particularly in War, Air and Commemorative stamps.

Circular Letter No. 4136 of 1940

The number of specimens was reduced from 360 to 351 owing to the annexation of **Esthonia, Lithuania** and **Latvia** by the **U.S.S.R.**

* * * *

A vast amount of interesting information is obtainable from these circulars and bulletins, a series of which, written in French, is available for study at G.P.O. Records, London. Acknowledgment is gratefully made to this Department for their valuable assistance.

A Correction

CANADA. Additional information received corrects data in the reference to Canada on December 11th, page 547. Readers are asked to substitute the following:—

"It was thought that there are no stamps with 'Specimen' overprints in the Bureau Collection. In fact, the 1897 Jubilee 20c., 50c., $1, $2, $3, $4 and $5 and the King Edward VII 20c. hand-stamped 'Specimen', are in both the *Bureau Collection* and the *Berne Postal Museum Collection*."

CONCLUDING OBSERVATIONS ON BRITISH COLONIAL "SPECIMEN" STAMPS

As we have seen, De La Rue typographed SPECIMEN overprints were brought into use for cancelling stamps of the British Crown Colonies intended for U.P.U. distribution in June 1884. From then until 1922, the same type of overprint was used on all De La Rue new issues with the exception of the King Edward VII stamps printed on paper with the Multiple Crown CA watermark which was introduced in 1904. Although specimens of stamps which differed from the previous issues only in their perforation or watermark were not normally sent to the U.P.U., the 1921 issues on paper with the new Script CA watermark were overprinted and supplied for distribution, but it must be remembered that, in most cases, the stamps on this paper were printed from the new King George V keyplate made from Die II. In 1922 a smaller SPECIMEN overprint was brought into use by De La Rue & Co.

In the meantime, a number of other firms of printers were gaining contracts for printing British Colonial stamps, and they used different types of "Specimen" overprints on stamps supplied by them for U.P.U. distribution. In 1928, it is believed in consequence of the discovery that high-value stamps of Ceylon used on telegraph forms were being cleaned and fraudulently used again, and the decision that such stamps should, in future, have holes punched through them, the Crown Agents decided that stamps intended for U.P.U. distribution should have the word SPECIMEN punched through them, as a greater measure of security. The decision to perforate the word SPECIMEN was communicated to the Colonies in a circular letter from the Colonial Office dated August 24th, 1928. As with "Specimen" overprints, the different firms of printers used their own "Specimen" perforations. (For illustrations of these types see STAMP COLLECTING, Vol. 82, page 483, "King George VI 'Specimens'", by H. Moreton Black.)

On March 10th, 1948, the G.P.O. instructed the Post Office Stores Department that new stamps of Great Britain and of the British Post Offices abroad, of the face value of 1s. or over, intended for U.P.U. distribution, should no longer be overprinted with the word SPECIMEN, thus bringing Britain into line with the other administrations of the Union.

On March 24th, 1948, the Crown Agents informed the G.P.O. that the Colonial Office had no objection to the cessation of the employment of "Specimen" perforations on stamps of the Crown Colonies required for the same purpose. A circular letter from the Colonial Office to the Colonies dated July 15th, 1948, informed them that the Crown Agents had been instructed to cease using the "Specimen" perforation, in accordance with United Kingdom practice. In consequence of this, "Specimen" copies of the 1948 Silver Wedding stamps and of later British and Colonial issues cannot be distinguished from normal mint stamps. The risk that such stamps could be used postally has been accepted but, in fact, it is more probable that some of them will find their way into the hands of collectors after they have become obsolete.

INDEX TO COUNTRY REFERENCES

ANTIGUA, [illegible] 10
Argentine, 479
Australia, Brit. Cols. in, 685
Austria, 481
—Bosnia and Herzegovina, 785
BAHAMAS, [illegible] 7, 13
Barbados, [illegible] 9, 13
Bechuanaland, 756
Belgium 481
—Colonies, 683
Bermuda, 4[illegible] 10
Bolivia, 685
Brazil, 587
British Central Africa, 789
British Colonies (general), 685, 753, 755, 817, 821
British East Africa, 685, 785
British Guiana, 5[illegible] 12
British Honduras, 4[illegible] 13
British Levant, 787
British South Africa Co., 789
Bulgaria, 547
—Eastern Roumelia, 585
CANADA, 547, 821
Cape of Good Hope, 785, 819
Caroline Islands, 585
Cayman Islands, [illegible] 21
Ceylon, 547, 681, 685
Chile, 585
—Occupation of Peru, 649
China, 817
Colombia, 585
Congo Free State, 683
Costa Rica, 651
Crete, 819
Cuba, 583, 817
Curacao, 583
Cyprus, 585
DANISH West Indies, 477, 549
Denmark, 477
—Colonies, 477, 549
Dominica, [illegible] 7
Dominican Republic, 585
EASTERN ROUMELIA, 585
Ecuador, 649
Egypt, 479, 481
FALKLAND Islands, 549
Fiji, 787
Finland, 583
France, 479
—Colonies, 585, 819
GAMBIA, 651
Germany, 479, 817
—Colonies, 479, 585
—Wurtemberg, 585
Gibraltar, 685
Gold Coast, 483
Great Britain, 479, 787, 817, 821
Greece, 477, 481
Grenada, [illegible] 8
Guatemala, 587
HAITI, 587
Hawaii, 587
Heligoland, 651
Holland, 551
—Colonies, 481, 483, 583
Honduras Republic, 583
Hong Kong, 483
Hungary, 481
ICELAND, 477
India, 481, 483
Iran (*see* Persia)
Italy, 551
JAMAICA, [illegible] 6[illegible] 12
Japan, 651
LABUAN, 583
Lagos, 547
Leeward Islands, 17[illegible]
Liberia, 585
Luxemburg, 649
MALAY STATES, 785
Malta, 681, 683
Marianne Islands, 585
Mauritius, 483, 683
Mexico, 649
Monaco, 785
Montenegro, 583
Montserrat, [illegible] 10
Morocco Agencies (Br.), 789
NATAL, 753, 756, 819
Netherlands East Indies, 483
Nevis, [illegible] 10
Newfoundland, 547
New South Wales, 755
New Zealand, 755
Nicaragua, 649
North Borneo, 785
Norway, 481
Nyasaland (B.C.A.), 789
OIL RIVERS PROTECTORATE, 785
Orange Free State, 756, 819
PANAMA, 819
Paraguay, 587
Persia, 483
Peru, 483
—Chilean Occupation, 649
Philippine Islands, 585
Porto Rico, 551, 817
Portugal, 649
—Colonies, 479, 817, 819
QUEENSLAND, 755
RHODESIA, 789
Roumania, 479
Russia, 479, 817
Russian Levant, 479
ST. CHRISTOPHER, [illegible] 7
St. Helena, 685, 753
St. Lucia, [illegible] 8
St. Vincent, [illegible] 10
Salvador, 483
San Marino, 787
Sarawak, 789
Serbia, 585
Seychelles, 756
Siam, 683
Sierra Leone, 547, 681
South Africa, 685 (Br. Cols. in), 819
South Australia, 755
Spain, 481
—Colonies, 551, 583, 585
Straits Settlements, 549, 681
Suriname, 481
Sweden, 479
Switzerland, 479
TASMANIA, 755
Tobago, [illegible] 9, 12
Transvaal, 756, 819
Trinidad, [illegible] 9/13
Tunis, 755
Turkey, 481
—E. Roumelia, 585
Turks Islands, [illegible] 9, 13
UNITED STATES OF AMERICA, 481, 817
Uruguay, 583
VENEZUELA, 583
Virgin Islands, [illegible] 11, 12
WESTERN AUSTRALIA, 755
Wurtemberg, 585
ZANZIBAR, 789
Zululand, 787

General References
Incomplete collections, 821
No overprints necessary, 787
Meter Stamps, 819
Quantities, statements on, 477, 551, 649, 685, 753, 755, 785, 817, 819, 821
—British Cols., 685, 753, 755, 817
Universal Colours, 479

"Specimen"s

Feb. 5, 1965 [Conclusion.]

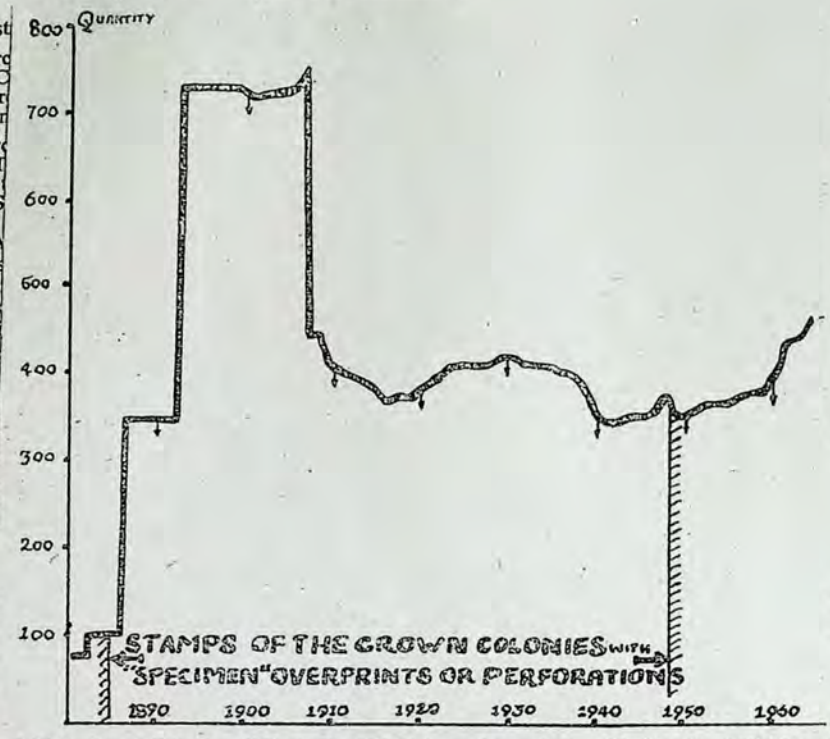

Graph of quantities of Specimen stamps of the world, including the period when Crown Colony issues were either overprinted or perforated (punctured).

A CROWN COLONIES "SPECIMEN" HANDBOOK

Following publication of this serial study on the U.P.U. Specimen stamps in STAMP COLLECTING, Mr. Charles Samuel is working on a hand book devoted to the Specimen stamps of all past and present British Crown Colonies. The new book will deal with the Specimen stamps circulated prior to distribution through the U.P.U. and also with the subsequent issues, colony by colony, rather than in "U.P.U. order" as in the serial completed in this issue.

Distribution of "Specimen" Stamps by U.P.U. (*cont. from p.* 817)

Circular No. 4572/226: September 27th, 1900

The number of specimens required for distribution was reduced from 726 (assuming that five were retained by every issuing authority) to 716 because only 25 instead of 35 were required for the **Portuguese Colonies.**

Circular No. 2930/198: July 9th, 1902

The number of specimens was increased from 716 to 721 because **Crete** had become a member of the U.P.U.

Circular No. 3999/212: October 8th, 1904

The number of specimens was increased from 721 to 726 because **Panama** had become a member of the U.P.U.

Circular No. 885/42: February 15th, 1906

The number of specimens was increased from 726 to 731 because **Gaboon** had become a member of the U.P.U.

Circular No. 758/45: February 12th, 1907

The number of specimens was increased from 731 to 756 because the French Colonies of **Anjouan, Grande Comore, Moheli** and **Mauritanie** had become members of the Union, and the number of quintuple collections required for the **Portuguese Colonies** had been increased from five to six.

Circular No. 4796/340: September 28th, 1907

DECREASE IN THE NUMBER OF SPECIMENS REQUIRED FOR DISTRIBUTION

By the terms of Article XXXIX (formerly Article XXXV amended from Article XXXIII at the 1897 Washington Congress) as amended at the 1906 Rome U.P.U. Congress, from October 1st, 1907, administrations were to communicate to one another, by the intermediary of the International Bureau, the collection of their postage stamps in *triplicate*, and they were to indicate the date on which previous issues ceased to be in use. The total number of specimens now required for distribution was 451, including one for the collection of the International Bureau. Deducting for the retention of the issuing authority, the number was 448.

Circular No. 3658/170: August 21st, 1908

The number of specimens required for distribution was reduced from 454 to 442 because the French Colonies of **Anjouan, Grande Comore, Mayotte** and **Moheli** had come under the administration of the **Madagascar** Post Office.

Circular No. 4334/213: October 15th, 1908

The number of specimens was reduced from 442 to 409 because a number of **British Colonies** represented in the Union's affairs by the British G.P.O. wished to receive fewer than three specimens of each postage stamp, etc. In future only 30 triple collections instead of 41 would be required for the territories under British control.

Circular No. 5346/209: December 16th, 1910

The number of specimens was reduced from 409 to 400 because only one triple collection would be required for **South Africa** in place of triple collections for the Cape of Good Hope, **Natal, Orange Free State** and **Transvaal.**

Circular No. 4844/227: October 25th, 1913

The number of specimens was reduced from 400 to 389. Three British Colonies no longer desired to receive specimens and the number required for British controlled territories was reduced from 90 to 82. **South Africa** no longer required three specimens for **British Bechuanaland.**

Note.—The number of specimens required for **Great Britain** and the **British controlled territories** continued to decrease, from 82 to 68 in 1915, to 61 in 1929, to 46 early in 1939 and to 22 by the end of that year.

Circular No. 8918/415: December 31st, 1926

By the terms of Article XXXVIII (formerly Article XXXIX) as amended at the 1920 Madrid U.P.U. Congress, specimen impressions from officially adopted **stamping machines** were also to be distributed by members of the Union. This circular includes a table showing which nations were members of the Union at that time.

(*Continued*) under on page 821

"Specimen" Overprint Varieties

by D. H. Vernon

IN his excellent book, "Specimen Stamps of the Crown Colonies 1857–1948"*, Marcus Samuel refers on page 43 to the existence of a number of minor varieties his of type D12 overprint, including the well-known broken "M". I have studied these minor varieties to some extent and also those on type D16 and present my findings as follows:—

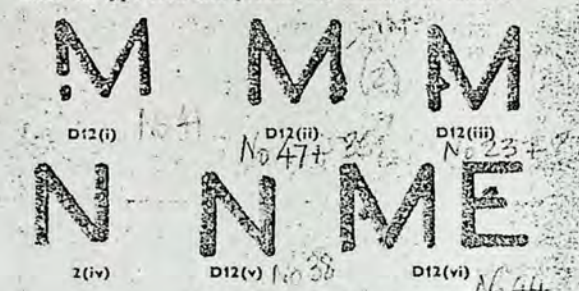

D12(i) D12(ii) D12(iii)

D12(iv) D12(v) D12(vi)

Type D12 (Figs. 1 to 7)

(*i*) broken M
(*ii*) club foot to M
(*iii*) spur on M
(*iv*) short foot to N
(*v*) short top to RH leg of N
(*vi*) spurs on M and second E
(*vii*) damaged P

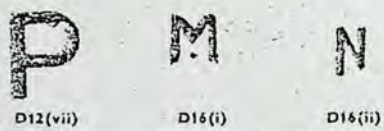

D12(vii) D16(i) D16(ii)

Type D16 (Figs. 8 and 9)

(*i*) dot beneath centre of M (*ii*) short foot to N

These varieties occur consistently, so that I feel quite certain that they were constant, albeit perhaps only for certain periods in the case of D12(*vi*). It is of interest to note that the majority of these varieties affect the letters M and N. As Marcus Samuel says, no blocks of these "Specimen" stamps exist so it is extremely difficult either to prove that they were constant or to "plate" them. This could be done if there were sufficient strips of five or three containing the varieties to show that they could *not* have existed in positions x, y or z: sufficient information might exist to show that there was only one position in the forme where the variety could occur.

Accordingly, I should be most grateful if anybody possessing horizontal or vertical strips containing any of these varieties (or even singles with margins) could please write and tell me the stamps concerned, just where in the pair or strip the variety occurs and if there are margins attached and, if so, where. I do not myself possess many strips but will at the end of this article describe how other strips could help in the process of deducing the position of a variety. The varieties are shown in Figures 1 to 9.

Figure 1, the broken M variety, occurs as far as I know only on the true type D12, i.e. on standard size stamps. Since it is known almost throughout the period of use of D12 (1884–1920), it may be that there was one forme in use for such stamps throughout the period although the seemingly limited appearance of type (*vi*) suggests that this may not have been so. It may well be that the forme was broken down and reconstructed; or, perhaps, odd positions in the forme were replaced during this period of nearly 40 years—we shall probably never know.

Figure 2, "Club foot to M", occurs relatively frequently and, as before, over much of the period of use of D12. Again, I have not found it on D12a or D12x types. In the main, it is consistent in shape but I have found it on at least two stamps where there is only a trace of a bulge—whether these were from a different position in the forme or were as a result of wear, it is impossible to tell.

Figure 3, "Spur on M", also occurs fairly frequently over much of the period of D12. It is somewhat variable in extent, which again may have been due to wear.

Figure 4, "Short foot to N", is of a variety which is not so widespread as the first three and is, incidentally, more difficult to spot, especially on stamps with dark borders.

Figure 5, "Short top to N", has the upper part of the right-hand leg cut short to a small, but noticeable, degree. It occurs less frequently in my experience than any of the previous varieties and, since it appears mostly on King George V stamps, it may well have been due to damage.

Figure 6, "Spurs on M and E", is of interest because I have only seen it on six issues spanning the periods 1887–1890, 1899–1902 and 1909–1910 and, since the variety is so noticeable, it may be that it was quickly removed from the forme and replaced, only to be inadvertently used again on two occasions.

Figure 7, "Damaged P", is a very minor variety but it appears in a number of issues.

Figure 8, "Dot beneath M", on type D16 has a clear dot on a level with the base of the letter and centrally beneath the point of the M. It is variable in size.

Figure 9, "Short foot to N", is a very minor variety and indeed, since type D16 is so small, may easily be overlooked especially on a dark stamp. It does not seem to occur as frequently as does the dot beneath M mentioned above.

Minor Varieties

I have a number of other minor varieties of type D12, in either small quantities or in singles, which I believe not to be constant. However, they had better be mentioned in case anybody else has similar items:—

(*a*) The "S" in type D12 has the two ends finishing vertically but I have a Barbados 1892 ½d. with the upper end of the S sloping down to the right. The whole overprint is sharp and consists of fairly thin letters.
(*b*) Also in Barbados, a copy of the 1897 1d. has damage in the form of a nick to the lower half of the upright of the second E.
(*c*) A clear break in the lower curved part of the P on two values of the British Honduras 1905–1907 issue.
(*d*) A partial filling in of the letter P where the top of the upright joins the curve—not seemingly due to over-inking as it occurs on sharply cut overprints as well as in heavier impressions.
(*e*) A long first leg to N
(*f*) A short foot to the first leg of M
(*g*) A short top to the first leg of M
(*h*) Damage to the right-hand side of the second sloping member of M

(*Continued on page 545*)

* Available from Harris Publications Ltd., 42 Maiden Lane, London WC2E 7LW, price £9·80 post paid.

DE LA RUE SPECIMEN STAMPS OF THE CROWN COLONIES

By MARCUS SAMUEL

THE SIMPLEST definition of a specimen stamp is as follows: *A stamp or stamp proof for which no payment has been made to the revenue and which has been defaced to prevent its postal use.* For the Crown Colonies such defacement generally takes the form of a 'SPECIMEN' overprint or perforations, 'CANCELLED' overprints are more rarely seen and they are mostly found on stamps which were preserved in official records.

Although Perkins, Bacon regularly overprinted specimens of their bank notes, very few of their classic line-engraved stamps have been found so overprinted. A few exist with 'Specimen' in manuscript and others, including imperforate varieties of normally perforated issued stamps, have been cancelled with heavy bars of inks, but the latter are believed to be remainders.

The great exceptions, the sets of all the Perkins, Bacon colonial stamps which the company had in stock in 1861 and which were presented by them to members of Rowland Hill's family, after having been obliterated with a barred oval 'CANCELLED' handstamp, incurred the wrath of Penrose Julyan, the Agent General for the Crown Colonies, and helped to bring about the transferrence of most of the colonial printings contracts to De La Rue from 1862 onwards. Thenceforward until the 1920s the latter company enjoyed an almost complete monopoly in the production of stamps for the Crown Agents.

It is clear that the company attempted to retain in its records, in addition to essays and proofs, specimens of all the stamps they produced. These did not include a wide range of shades, which, to the printers, are seldom more than embarrassing evidence of their failure exactly to match the colours of subsequent printings to earlier ones. Similarly stamps differing only in watermark or perforation from those previously issued were not generally regarded as new issues by the printers. For many years perforation provided the printers with a most unwelcome additional task. It is amusing to note that stamps with perforations which have been clipped by the use of scissors to separate them have generally come from official records. In the De La Rue collection many normally perforated stamps are represented by imperforate specimens.

At first some of the specimens of issued stamps preserved in their records were not defaced in any manner, but from 1865 onwards greater security was exercised in this respect. On the other hand essays, black proofs and colour proofs, the latter generally stuck down on documents, which were submitted to the Crown Agents or to the Colonial authorities, were not generally overprinted, probably for the reason that such defacement would obscure parts of their designs. Though some closely resembled stamps which were subsequently issued, there appeared to be little danger of defrauding of the revenue and the authorities probably considered they were in safe hands. The rapacity of philatelists has always been under-estimated except by forgers!

While there is no doubt that in the past many items have been 'liberated' from the De La Rue archives (as well as from many other official sources), the expression 'liberated' need not necessarily be regarded as the equivalent of 'stolen'. It is possible that some duplicated or obsolete items were presented or even sold by the printers themselves; others may have formed part of collections kept by officials of printing firms or of British or colonial government departments which came to be accepted as being their personal property.

The position regarding specimen overprints on the earliest De La Rue stamps is complicated by the fact that until early in 1862 the supervision of the production of the stamps

of India (1855), Jamaica postal fiscal 1s, 5s, 10s (1857), Mauritius (1859), British Columbia and Vancouver Island 2½d (1859) and Jamaica postage stamps with the Pine watermark (1860) was under the control of the Board of Inland Revenue, not of the Crown Agents. The above year dates are those of the registration of the imprimatur sheets. One of the consequences is that examples of all these stamps may be found with overprints applied by the Inland Revenue (types normally found on contemporary stamps of Great Britain), in addition to those applied by the printers.

Another interesting feature of this period is that a few stamps which were printed by Perkins, Bacon may be found with overprints which were undoubtedly applied by De La Rue. An instance of this is the Ceylon imperforate 10d orange-vermilion on Star watermarked paper in the Royal Collection, where it is included with the 1857–59 issues. This stamp has a small De La Rue 'SPECIMEN' overprint in blue, and Mr R. C. Agabeg and I have no doubt that it comes from one of the imperforate sheets of the 10d which were perforated 12½ by De La Rue and issued in September 1864. There appears to have been a similar stamp in the Dale collection and also a similarly overprinted imperforate 9d.

It also appears that De La Rue must have received from the Crown Agents a small stock of the St Helena 1863 (January) 6d blue on Star watermarked paper with rough perforation, for this stamp is known with no fewer than five different De La Rue overprints, one of which is still in the company's collection. There is also the Natal 1862 imperforate 3d blue on Star watermarked paper with three different De La Rue types. It is possible that some others may exist: one has already attracted the attention of a forger, and the danger of forgery of some of the early handstamps must increase as prices rise in the future.

The first De La Rue stamp to be produced under the control of the Crown Agents was the Ceylon 1857 imperforate ½d lilac on blue glazed paper. This was followed by the Sierra Leone 1859 6d dull purple on blued paper, which also exists imperforate, and the Malta 1860 ½d buff on blued paper. The Ceylon ½d and the imperforate Sierra Leone 6d are known with 'SPECIMEN.' handstamped in serif capitals, 22·5mm long including stop (Type D1). While there is no example of this type in the De La Rue collection, it is also known on another stamp which exists with several other De La Rue overprints.

The Ceylon ½d, the Sierra Leone perforated 6d, the Malta ½d, the Jamaica 1860 Pine watermarked issues, with some values imperforate, and a few other early issues are known with 'SPECIMEN' printed in heavy sans-serif capitals, 15mm long (Type D2). Two pieces of evidence lead one to believe that these were not produced for circulation to postmasters, nor for retention in the printer's records, but for use as specimens of their work. Examples thus overprinted have been seen stuck down in a booklet entitled *Specimens of Stamps Manufactured by De La Rue & Co, London,* which was produced about 1866, and in 1874 specimen copies of the Jamaica 1860 imperforate 1d, 4d, 6d and perforated 1s similarly overprinted were sent to the Agent General of South Australia 'to emphasise the expediency of having distinctive designs and not relying on colour alone for contrast'.

On the previously mentioned early issues, on the 1863 De La Rue printings from Perkins, Bacon plates on unwatermarked paper, and on the first issues of British Honduras, Hong Kong, etc, on unwatermarked and on Crown CC watermarked paper, we first find the very distinctive manuscript 'Specimen' and early 'SPECIMEN' and 'CANCELLED' handstamps which were used for cancelling stamps preserved in the company's record books. The most important of these were the private Day Books containing copies of invoices on which, when they related to supplies of stamps, were frequently stuck down specimens of the stamps concerned, which were not always overprinted. Many pieces

bearing stamps and the relevant information were removed from the Day Books and mounted in the main De La Rue collection by the company's archivist, the late Mr G. Leslie Newman. The importance of the manuscript 'Specimen' was not appreciated before it had been seen on stamps from this source.

Early Day Book specimens may be found handstamped 'SPECIMEN' in small serif and sans-serif capitals (Types D3 and D5). There are very few of the former in private collections. There is also a small sans-serif 'CANCELLED' handstamp, 14·75mm long (Type D4) and generally poorly impressed, which has been seen almost exclusively on what Mr Newman describes as 'file copies' in the De La Rue collection. They are very incomplete and it is believed that they came from an old record book which was damaged by fire in 1940.

A similar 'CANCELLED' handstamp, 17·5mm long (Type D6) appears to have been used for various other purposes. In fact this type is probably represented by two different handstamps of fractionally different dimensions, and later by a small printed setting. Some of the later overprints also belong to groups of very closely related types, and later overprints tend to follow their predecessors in character.

It had been hoped that an examination of the De La Rue collection would enable a clear distinction to be made between 'Specimen' and 'Cancelled' stamps, but they are there closely intermingled. All one can state is that 'Cancelled' stamps figure prominently in record books and reference collections, and were occasionally used as samples of the printer's work, but there is no evidence that they were ever sent as specimens to post-masters or to postal administrations via the UPU.

The 17·5mm 'CANCELLED' handstamp (Type D6) was used to cancel specimens of line-engraved (from Perkins, Bacon plates), embossed (Gambia 1869 4d and 6d), lithographed (Virgin Islands 1d) and surface-printed stamps produced by De La Rue on a document which was submitted to the Inspector General of the Chinese Maritime Customs in London on 18 June 1877, with a proposal for printing stamps of China. One of the stamps on this document was the Hong Kong Crown CC 12c blue, a pane of sixty of which, apparently overprinted from a small setting, is in the De La Rue collection.

The same handstamp was used to cancel specimens of the British Honduras 1872–79 1d blue and of the Tasmania 1877 postal fiscal Platypus 3d chestnut on a document sent to the Egyptian Postal Authorities on 2 May 1878.

There follow larger sans-serif 'CANCELLED' (Type D7) and serif 'SPECIMEN' (Type D8) handstamps, which are found extensively on stamps in the De La Rue collection but rarely in private hands. The two types, which may co-exist on different denominations of a particular set of stamps, were normally used to cancel De La Rue reference specimens, many of which were left imperforate.

Sets of this type were preserved in a specimen collection which appears to have been prepared in about 1882, on the instructions of some official authority (see THE LONDON PHILATELIST, Vol 58, p 149). In this collection there was a set of Jamaica 1870–75 Crown CC denominations from ½d to 2s with mixed overprints, and very recently in a Jamaica collection from overseas, there was a similar set of the same issues, *but with no duplication of overprints on any stamp which was represented in both sets.* Taking the two sets together, it was possible to form one set overprinted with Type D7, another with Type D8, though neither were quite complete. Thus they all appeared to have come from a common source.

No duplicates of any of these particular specimen stamps remain in the De La Rue collection, nor have any others been seen since L. C. C. Nicholson first recorded them in

1949. It thus appears probable that in order to provide such collections, De La Rue were obliged to remove specimens from their record books, from which they were thus legitimately 'liberated'.

The large 'CANCELLED' handstamp (Type D7), sometimes so evenly applied as to make it appear like an overprint from a small setting, was also used to cancel the imperforate plate proofs in close-to-issued colours on unwatermarked, glazed paper, which De La Rue were authorised to keep for purposes of reference by the Crown Agents on 28 November 1870. It is understood that the large multiples of these proofs which have recently come on the market were cut from sheets which had been found in the stock of one of the old-time dealers, now deceased. The date of issue of the latest stamp which has been recorded in this series of proofs is 1874, so either the system did not long remain in force or these proof sheets, of the stamps of fourteen different Colonies, were the only ones to be 'liberated'.

The same handstamp was also used to cancel eleven issued Hong Kong stamps and six perforated colour trials of the 5c on a document which was sent to Hong Kong on 2 April 1883. Duplicate copies of this and of some other documents appear to have been 'liberated', since similarly overprinted items have found their way into private collections.

The large serif 'SPECIMEN' (Type D8) was also used to cancel proofs from the Barbados 1882 Queen's Head key plate, which were included in colour schemes which were sent to the Colonies of St Christopher and Trinidad and 3 May 1882. The same type is also known on one set of the Transvaal 1878–80 Queen's Head ½d to 2s, which was undoubtedly printed by Bradbury, Wilkinson. This is one of the few instances where the handstamp of one firm of printers is found on the stamps of another. In 1877 De La Rue had submitted embossed Queen's Head essays to the Transvaal, which were rejected. Perhaps they wished to keep specimens of the approved stamps in their records.

A smaller sans-serif overprint, 15mm long (Type D9), so deeply impressed as to make it almost certain that it was printed from a small setting or a single die, was first used on a few early Victorian colonial stamps. These include the British Columbia and Vancouver Island 1860 imperforate 2½d, but it is suspected that the stamp was overprinted at a later date. It also turns up on a remarkable series of proofs in close-to-issued colours on glazed card, which were produced by De La Rue in the early 1870s, both from their own dies and from Perkins, Bacon dies and plates. The amazing clarity of the proofs from the latter, pulled on card which could not be wetted, may lie in the use of proof card with a heavy zinc oxide content. Of similarly treated paper, Thomas De La Rue stated that it was particularly well adapted for either copper-plate, lithographic or letterpress printing, on account of the great facility with which it took the impression, even without wetting.

In the British Museum there are cut-down proofs of this type of the stamps of twenty-two different Colonies, and it has been stated that they were originally in a collection which had been presented to the Museum by the Crown Agents in 1900. All these proofs are without any overprints, but in the 'Yardley' collection, which came onto the market in 1944, there was a similar series of colour proofs, of the stamps of nineteen different Colonies, all cut-down and with 'SPECIMEN' overprints. Since then a few others, similarly overprinted, have been recorded, though none appear to remain in the De La Rue collection.

It has been suggested by Mr H. R. Holmes that these proofs might have been produced for display at the 1872 South Kensington Exhibition. He has been unable to advance any evidence to this effect, and one factor appears to make this theory improbable. The proofs from the Perkins, Bacon dies and plates have been printed with extraordinary clarity and in

beautiful colours on the glazed card. Is it really probable that De La Rue would wish to enable comparison to be made between their own work and that of a rival firm, whose process they had persistently derided, and who were still printing the low value stamps of Great Britain?

On the other hand it is clear that the specimen colour proofs have at some time been pasted down, and that the proofs of the taller Perkins, Bacon Ceylon 'Pence' stamps have been clipped at top and at foot, presumably to enable them to be mounted in spaces prepared to receive stamps of the normal small format. The verdict must remain 'Unproven'.

It was also in 1870 that a new De La Rue 'SPECIMEN' overprint made its appearance on the St Christopher CC 12½ 1d and 6d stamps only. In thin sans-serif capitals, 16·25mm long (Type D10), it appears to have been printed from a typesetting of twenty, which was made to fit the small St Christopher plate. It is odd that the same type was not used on later stamps which were produced from the same St Christopher key-plate. On these and on many other stamps which were issued during the 1870s and the early 1880s the overprint used was in heavier sans-serif capitals, 14·5mm long (Type D11). In reality this represents a small group of overprints of almost identical dimensions, a few of which were handstamped, while others were printed from small settings of unknown size. The printed overprint is often indistinguishable from that which was later used on stamps of the Crown Colonies which were supplied for UPU distribution.

With the exception of reprints of some early stamps of the Australian States and remainders of the Mauritius 1860–77 De La Rue issues, which were overprinted 'CANCELLED' in serif capitals and sold in 1878, all pre-Postal Union specimen stamps of the Crown Colonies are very rare. They are almost non-existent in multiples, and they are only found in profusion, though far from complete, in the De La Rue collection. This leads one to believe that with few exceptions they should be regarded as printer's reference copies.

It has been recorded that during the 1860s a series of requests for specimen stamps, made by foreign postal administrations, was forwarded to the Colonies via the GPO, London. It is also clear that many of the Colonies overprinted some of their stamps locally, generally by means of handstamps. While in a few instances there may have been a direct link between these occurrences, it is believed that during the pre-Postal Union period specimens supplied to postal administrations were generally in normal unused condition, while those locally overprinted were used for presentation to government officials or other VIPs. It is most probable that the later locally overprinted sets were made for the same purpose.

With effect from the beginning of 1879 the distribution of specimen stamps became one of the responsibilities of the International Bureau of the UPU at Berne, eighty copies of each being the first requirement. Thenceforward, until the middle of 1884, specimens of stamps of the Crown Colonies supplied for this purpose via the GPO, were with few exceptions in normal unused condition, as were the stamps of nearly all the other member nations.

It has been recorded that a wood-block with the word 'SPECIMEN' was for many years kept at the GPO, Hong Kong, and that there were instructions that all unused stamps sent out of the colony for other than postal purposes were to be overprinted by means of it. There is a document in the Royal Collection which is headed *Collection des Timbres Poste de Hong Kong* and endorsed *Directeur Général des Postes Britanniques en Chine – Hong Kong – Avril 1 1879*, to which are attached specimens of the current postage and postal fiscal stamps which have been handstamped 'SPECIMEN'. An identical set of Hong Kong stamps, not overprinted, was distributed to members of the UPU with the International

Bureau circular dated 25 June 1879, so the document of 1 April 1879 was probably prepared for cicrculation to the British and Foreign Post Offices in the Treaty Ports and in other parts of the Far East.

With a circular from the International Bureau dated 3 October 1879 were forwarded specimens of the postage stamps and postcards of British Guiana. Examination of the stamps of this colony in the collection of the International Bureau and in the UPU collections of several Postal Museums leads one to believe that the stamps supplied with this circular were the De La Rue 1876 1c to 96c (with the exception of the 48c which was represented by the 1866 Waterlow lithographed stamp) all either handstamped or perforated 'SPECIMEN' in the colony. A possible explanation could be that the first UPU specimens of British Guiana were supplied direct to the International Bureau, instead of via the GPO, London.

In an International Bureau circular dated 24 June 1882 it was stated that the number of specimens required for distribution was to be increased to 100 of each.

On 9 June 1884 the Crown Agents informed De La Rue that they had been authorised by the governments of British Guiana, Ceylon, Jamaica, Malta, Sierra Leone, Straits Settlements, Tobago and Trinidad to furnish the General Post Office with 100 specimens of any new duty of postage stamps, postcards, etc, and of any existing duties printed in new colours, for distribution among the countries of the Postal Union, and that in future 100 specimens should be prepared for that purpose in addition to the quantities mentioned in the respective requisitions. They expected to receive a similar authority in due course from all the other Colonies for which they acted.

Although no specific instruction that such stamps were to be overprinted has been seen, examination of those in the collection of the International Bureau and in the UPU collections of Postal Museums indicates that any stamps of the above-mentioned Colonies which were distributed after that date were overprinted 'SPECIMEN', undoubtedly by De La Rue. With the first circular concerning British Colonial stamps after that date, the one dated 19 June 1884, were forwarded specimens of the Sierra Leone ½d, 1d, 2d and 4d stamps which were about to be issued.

The overprint was from a typesetting, probably of sixty to fit the panes, and was of similar dimensions and appearance to that which had previously been used by the company on their reference specimens (Type D11). One significant difference was the presence of a broken 'M' in 'SPECIMEN' on a position on the setting which is still unknown, and there are a number of other constant type varieties of a minor nature. This, the commonest of all 'SPECIMEN' overprints (Type D12), remained in use on stamps of the normal small format, until it was replaced by a smaller overprint in 1922. It is probable that new electros or stereos were made from the overprint plate during its long life.

For the first Sierra Leone UPU specimens there is a curious feature which was never repeated – they exist perforated 12 as well as the normal 14. The following explanation is proposed. By the time that De La Rue had been instructed by the Crown Agents to prepare the specimens, the stamps themselves had been despatched to the Colony and they overprinted some stamps which had remained in their stock. Finding that there were insufficient to make up the required number, they were obliged to print a few more, and these were line-perforated 12 and despatched with the normal specimens. Support is given to this theory by the facts that the colour of the ½d perf 12 is in a softer bluish green shade than that of the same stamp perf 14, the 'SPECIMEN' overprints on the stamps which are perforated 12 are slightly out of alignment, probably owing to the difficulty in overprinting

small numbers, and that even in the UPU collections of Postal Museums all four values, perforated 12, have not been seen together.

It has been recorded that 100 specimens were printed of the Bahamas 1884 1d and 4d; they are known thus but are so rare that it is not believed that any were sent to the UPU, the Crown Agents not as yet having been instructed to supply overprinted stamps of the Bahamas for that purpose. On the other hand, on 15 July 1884, 100 specimens of the Ceylon 24c were included in an invoice. This must refer to the 24c brown-purple which was never issued unsurcharged. Overprinted specimens were distributed with the International Bureau circular dated 26 July 1884, the first of the few specimens of unissued stamps to receive such distribution.

From 1884 until 1948 UPU specimens were nearly always taken from the first printings of any stamps which differed from previous issues in value, colour or design, but not generally in shade, watermark or perforation. Slight variations in shade may occur from sheet to sheet, and it was until comparatively recently normal for part sheets, from which defective stamps had been removed, to be put into stock. Collectors should however beware of alleged 'shades' which are colour changelings caused by the extremes of climate to which specimens stamps have been exposed in various parts of the world. In the UPU collection at the National Postal Museum a few of the stamps have been attacked by the sulphurous fumes of St Martin's-le-Grand!

From 1884 until 1928 nearly all the issued stamps in the De La Rue collection are represented by normally overprinted UPU specimens. It is not known whether the company was permitted to retain specimens of the stamps they had overprinted, or whether they were presented with one of the duplicate sets of UPU specimens by the Crown Agents or the GPO. In a few instances specimens of printings which were not sent to the UPU, or of items which were missing from their records were defaced by 'SPECIMEN' handstamps.

On 23 February 1885 the Crown Agents informed De La Rue that the number of specimens was to be increased from 100 to 106 of each. It was later made clear that the additional six specimens were required by the GPO, by which department they were probably retained, without being forwarded to Berne. Thenceforward the number of specimens ordered by the Crown Agents generally differed from the number required by the International Bureau.

On 4 January 1886 De La Rue wrote to the Crown Agents 'If you require us to supply you with the specimens on the occasion of each order being completed, we fear that we shall have to make some small charge for overprinting them. Until recently we have allowed the specimens to accumulate and overprinted the lot together, thus minimising the effect.' Shortly thereafter it was agreed that a charge of 3s 6d should be made for overprinting with the word 'SPECIMEN' any new postage stamps or items of postal stationery in batches of not more than 400 of each.

With effect from 1 April 1886 the number of specimens required for UPU distribution was increased to 345 of each. This was one of the consequences of administrations being supplied with specimens in triplicate instead of in singles. De La Rue were instructed by the Crown Agents to overprint 351 of each, but after their charge for overprinting had been accepted the number was increased to 400. The Crown Agents were determined to obtain the maximum number of specimens for their money!

On 7 October 1887 the Post Office wrote to the Crown Agents 'Respecting the number of specimens of new Colonial postage stamps, etc, required to be sent to this Department for distribution, through the International Bureau of the Postal Union, I think it right to point out specifically that the necessity for sending 351 specimens to this Office exists

only in the case of British Colonies comprised in the Postal Union. In the case of such Colonies which have not yet entered the Union, it will be sufficient to send to this Department six specimens of each new issue of postage stamps, etc.'

Returning to the De La Rue specimen overprints, on the first three high value stamps of the larger format which were sent to the UPU, the Ceylon 1885 1R. 12c. on 2r 50c, the Malta 1886 5s and the Ceylon 1887 1R. 12c., the overprint is in thinner sans-serif capitals than normal and is only 14mm long (Type D13). It differs slightly on the three stamps because the settings had to be made to fit plates of different sizes. On later stamps of the same format, from 1897 onwards, the overprint was set in the normal type used for the low values but is only 13·5mm long (Type D12a).

Specialists should note that specimen overprints set from type may vary slightly in dimensions from stamp to stamp, as do overprints of other types and surcharges. Departures from the normal, both in the dimensions of an overprint and in its separation from its neighbour, are to be expected when the normal overprint type has to be set to fit sheets of stamps of abnormal formats. The first of these appears to have been the Mauritius 1898 Jubilee 36c, and other examples are the New Hebrides 1911–25 issues, the Jamaica 1920–21 low value pictorials, the Malta 1922 'Melita' issues, the Gambia 1922 engraved low values, the Trinidad and Tobago 1922 issues, the Barbados 1925 issues, etc. For the 'long' high value stamps of Gibraltar and Trinidad there were adaptations of the normal type on some issues, a considerably different overprint (Type D14) on others. Type D17 was used on only two stamps of abnormal formats.

With effect from 1 July 1892, in consequence of five instead of three specimens of every new stamp being required for each administration of the UPU, the number to be supplied to the International Bureau was increased from 345 to 730 of each. The GPO appears to have misinterpreted this instruction (not for the first time) for on 2 September 1892 the Crown Agents instructed De La Rue that in future they would require 581 instead of 351 specimens of every new stamp. On 12 September 1892 they were informed that the number required was, in fact, 736 of each. As before the Crown Agents rounded off this number and demanded 750 of each.

For some reason, which has not yet been discovered, in October 1893 additional specimens, above those required for UPU distribution, were supplied to the Seychelles at the Colony's special request. These amounted to 1,200 of each of the new 3c, 12c, 15c and 45c stamps, and 600 of each of the 2c, 4c, 8c, 10c and 12c stamps of the previous issue, of which further supplies had just been printed. One of the consequences is that specimens of these particular stamps exist in blocks, whereas Postal Union specimens are to all intents and purposes non-existent in larger multiples than strips of three or of five, according to date of issue.

During the opening years of the twentieth century the number of specimens required for UPU distribution rose or fell as further postal administrations became members of the Union, or others were absorbed into larger units. With effect from 1 October 1907 three instead of five specimens of every new stamp were required by the International Bureau, and the total fell to 451. This change occurred during the period of issue of the Edwardian stamps which were printed in 'Universal Colours': it is consequently difficult to obtain these in complete sets because the later issued values are scarcer than the earlier.

Specimens of the previous Edwardian issues on the Multiple Crown CA watermarked paper had not been supplied for UPU distribution unless there had also been a change in value, colour or design. Nevertheless a few stamps of these issues exist with the abnormal

printed 'SPECIMEN' (Type D9) which is found on the Victorian cut-down colour proofs and on a few issued stamps. They mostly comprise printings on the chalky paper and they consequently have a very bright appearance. They may well have been trial printings and they are very rare. While a few remain in the De La Rue collection, the majority appear to have been 'liberated' and to have found their way into the stock of one of the old-time dealers, and thence into the Royal Collection, and a few into my own!

The issues of King George V on the MCA watermarked paper are complicated by the printing of several denominations on coloured papers, some of which are differently coloured on the reverse. The supplying of specimens of these paper varieties to the UPU was limited and erratic. The De La Rue collection provides little information and the best source of reference is the Royal Collection. An interesting specimen is the Malta 3d on yellow paper with white back, which was never issued thus.

The new emerald paper for the high values and the new paper with the Script CA watermark both made their appearance in 1921. Although specimens of stamps which differ only in watermark from previous issues were not normally required for UPU distribution, in this instance there was an additional factor, a simultaneous change of the most widely used Georgian key plate from Die I to Die II. The earliest printings on the Script CA watermarked paper, including the non-standard key plate stamps of Bahamas, Cyprus, Gibraltar, Hong Kong, Malta, St Vincent and others for which there had been no change in design, were overprinted by De La Rue in the same type (D12) which had been in use since 1884. But this was to be its final appearance.

In 1922 De La Rue brought into service a new typesetting, with 'SPECIMEN' in smaller sans-serif capitals, 15·5mm long (Type D16), and this remained in use for overprinting specimens for the UPU until 1928. The use of two different overprints on sets of the earlier stamps with the Script CA watermark gives them an untidy appearance.

The 1921–22 changeover period provides several interesting features. Firstly the De La Rue overprint which has previously been recorded on the Victorian cut-down colour proofs and on the Edwardian printings on chalky paper with MCA watermark (Type D9) again made its appearance, this time on a few stamps of the Crown Colonies which appear to have been sent to the UPU, since some of them are present in the collection of the International Bureau. One example of the Jamaica unissued 6d 'Abolition of Slavery' with MCA watermark is known with this overprint. It is suggested that a few stamps were so overprinted to make up the exact number required for UPU distribution.

Then there is the Gambia 1922 5s with MCA watermark, which was sent to Berne handstamped in purple, while the other stamps of this series were all overprinted. The 'SPECIMEN' handstamp, 16·5mm long (Type D18), is one of a small group of rubber handstamps which were used mainly for cancelling booklet panes in the De La Rue collection. It is suggested that at the time of printing the Gambia 5s the required number of specimens were not overprinted, and that the omission was later remedied by bringing the handstamp into use.

At this point one may perhaps mention another small group of 'SPECIMEN' rubber handstamps, the commonest 12·5mm long (Type D15), which were struck in violet, mostly on file copies of stamps of British controlled territories which were not Crown Colonies, preserved in the De La Rue collection.

Returning to 1922, there is the baffling puzzle of the Tanganyika Giraffe low values. It is generally understood that the complete set was printed by Bradbury, Wilkinson, but while the large high values sent to Berne were undoubtedly overprinted by that company,

the low values have equally undoubtedly been overprinted by De La Rue from their commonest typesetting, even including the broken 'M' variety. This is believed to be the only instance, apart from mistakes made by forgers, of the printed 'SPECIMEN' of one firm of printers appearing on the stamps of another. It has been suggested that the order for the low values may have been sub-contracted; another possibility is that the Tanganyika postal authorities might have instructed De La Rue to overprint the low values. The 1925 Giraffe low values in new colours have normal Bradbury, Wilkinson overprints.

Lastly, about 1922, a series of proofs was produced by De La Rue for the use of their travellers as samples of their work. These were printed from stamp plates in colours not used for the issued stamps, on thick unwatermarked wove paper, imperforate or perforated 14. It is amusing to note that the great protagonists of surface printing used many engraved stamps as samples of their work, and that many of them look far more attractive in the unissued rather than in the issued colours. They are mostly overprinted 'SPECIMEN' in several different types, at least two of which are found only on these proofs. Frequently misdescribed as 'colour trials', their true status is that of reprints.

A circular letter to the Crown Colonies from the Colonial Office dated 24 August 1928 gave notice that in future the specimens required for UPU distribution were to have the word 'SPECIMEN' perforated through them instead of printed upon them, no doubt as an additional measure of security. The stamp printers were duly informed and each of them installed perforating machines for punching the word. That used by De La Rue punched the word 'SPECIMEN' with 65 holes, in the form of a circular arc (Type D19).

Apparently the company was unwilling to include stamps defaced in this manner in its records, for specimens of new stamps of the 1928–30 period are there represented by examples with handstamped or printed overprints, some of which were left imperforate. Once again the abnormal type which had been used on the Victorian cut-down colour proofs and on the Edwardian printings on chalky paper (Type D9) was brought into use to cancel some of them. Thenceforward most of the stamps in the De La Rue collection are in normal mint condition.

The first De La Rue 'SPECIMEN' perforator had the disadvantage of being too wide to permit a full impression to be punched horizontally across stamps of the normal small format, and by 1935 it was becoming noticeably worn. A new perforator, which punched the word with the same number of holes but in an arc of smaller radius (Type D20), was brought into use in 1936, and it remained in service until 1948. Both perforations have been extensively forged.

A circular letter to the Crown Colonies from the Colonial Office dated 15 July 1948 informed them that the Crown Agents had been instructed to cease using the 'SPECIMEN' perforation on stamps required for UPU distribution, in accordance with United Kingdom practice. This was the final consequence of a series of requests from other administrations of the UPU that stamps supplied for distribution should not in any way be defaced.

A few final words on UPU specimens. Locally surcharged provisionals were supplied for distribution with local specimen overprints, or without any overprints, or they were often not supplied at all. There is a first class St Vincent 'Spicemen' error included in the overprint setting of thirty used for the 1892 '5 PENCE' on 4d lake-brown.

Regarding the numbers required for distribution, they clearly reflect the political effects of the two world wars, in the opening phases of which various territories were overrun and nations lost their identities, and on the termination of which new nationalities emerged. During 1938 the number fell from 403 to 395, in 1943 it fell to 351, and by 1948 it had

WEST INDIES

A LETTER TO THE CAPTAIN OF THE " MERCURY "

Following the publication of the History of The Sailing Packets to the West Indies, it may be of interest to know a little more about voyages to the West Indies during the Napoleonic wars.

I therefore set out the full text of a letter hand-delivered in Liverpool to Capt. Thomas Walters. Those who are familiar with Thomas Walters as a merchant in Tortola may be surprised to learn of his earlier status as commander of a sailing ship. Members will judge for themselves whether the ship Mercury, the subject of the letter, has any connection with the ship that bore that name as a sailing Packet until 1781.

" Capt. Thomas Walters Liverpool 25th February 1801

Sir

The Ship Mercury whereof you are Commander, being now cleared out, you are to embrace the very first Wind that will permit her getting in Safety from this Port, and proceed immediately to Cork, with an Intent of joining the West India Convoy, if there on arrival, but should it unfortunately have sailed, prior to that taking place, you are to stay in said Harbour for my future Directions, however, as I am extremely anxious, that the Mercury should be in Time for the present Convoy, it strictly behoves you to exert every probable Endeavour for making a quick passage to Cork, This Point being of the **most essential Consequences to me,** am willing to flatter myself, that I may with perfect Confidence, relie on your strictest Mention to its being secured so well as on all Occasions, making my Interest your principal Object, should you be so lucky as to join the Convoy, either in, or off the Harbour of Cove, you are to give me most particular Intelligence thereof, for my better Guidance relative Insurance, desirous as I am that the Mercury should have the Advantage of this Convoy, yet you are not to run any imprudent Risque for this Purpose, should the Fleet have sailed and supposed not to be far distant, as in such case were a Capture to take place, very disagreeable Consequences, would certainly ensue from an Event so unfortunate, that will not entertain the least Doubt of your guarding against the same.

On your arrival at Tortola consult Richard Hetherington Esq. on each Affair relative the Mercury, acting conformable to his wishes, unless they have a Tendency to my real Disadvantage, and am induced to think that there is not the least Doubt of the Mercury getting compleatly loaded in sufficient Time to sail with the first Convoy, should it stay the usual Period say about the middle of May next, this Point is so essentially to my Advantage, as to require that the most spirited Exertions be made for its certain Success, the Planters will be exceedingly anxious to get their Produce to so early a Market as they possably can, and the Crop promising to be very large may probably afford you, an opportunity for obtaining better Freights than have been usually given. The heavy expence of Drogherage Vea (sic) renders this highly requisite and must be attempted so far as Prudence will permit, unless you find that other Captains act in a different Manner, by which you are in some Degree to be guided, taking care to have the Mercury fully loaded not suffering the least Room to be lost, a strict Attention thereto so well as the **utmost Frugality** in each Species of your Disemburse-ments must be **punctually observed** also not to take on board the Mercury any Produce but what you are certain is to my Address,

except the Crops should be so deficient, as to render your acting otherwise absolutely requisite, which I by no means think will prove so but entirely the reverse, not failing to early and fully advising me by different Conveyances, of each Occurence worthy of Notice during the Voyage, furnishing by return of the Pilot, a List of each Person on board the Vessell, also taking care to give me the earliest Information, should any of them Die, run away, or be impressed so well as hoisting the usual Signal when off at the Buoys or coming up the River . . . You will consult William Ashton Esq. also Abraham Chalwill Hill Esq. relative the Mercury's quick Dispatch at same time not failing to pay a respectfull Attention to my worthy friend Richard Hetherington Esq. should the Danish Islands be captured, it is very probable that Mr. Ashton and others of my Correspondents may think it really prudent that the Mercury should load at St. Croix, should it prove so have only to say that you are to act therein as may appear the most conducive of my Interest after mature Reflection and consulting with my Friends as above mentioned, the Vessell hath Permission for proceeding to all or any of those Islands if in possession of the British Forces, I do not enlarge on this Affair, the same entirely depending on local Circumstances at Tortola Vea. relative which no proper judgment can be formed except by those who are on the Spott as such the going there or not must be left to them and your prudent Determination, whereon have full Confidence.

Herewith are furnished Invoice and Bill of lading for Bricks Coals Lime and Wood Hoops shipped on board the Mercury to your Address their Amount **£1287-16-8½** which you are to dispose of either at St. Croix or Tortola, on the best Terms that Circumstances will admit of and so much for **Immediate Payment** as is by any means possable, but if you are under the absolute Necessity of selling on Credit, let the same be done to no Person whatever, unless of undoubted Solidity, but as I really expect that your Stay at the place of loading will be very short indeed, so as not to allow you sufficient time for the Disposal of said Articles in such case it will be most prudent to place what may remain of them under the 'care of Abraham Chalwill Hill Esq. if at Tortola or William Ashton Esq. if at St. Croix, for any Deficiency in the Mercury's Disburse-ments that may arise from proceeds of the Goods now shipped, you will draw on me for the same, at so extended a Sight, as is at that Period usual at the Island you take in her Loading, also Certificates must be furnished to me from where the Coals and Butter are landed, so that the Bonds given for them may be cancelled . . . The 3 Hams sent on board the Mercury are intended for the Lady of Richard Hetherington Esq. as such have to request your particular care of them, believing that with sincere wishes for your Health so well as a pleasant Voyage I always am most respectfully

Sir

Your Friend and obedient Servant
John Chorley,
of the Ship Mercury

Simon Goldblatt

ULTRAMAR OVERPRINTS

Reference to the note in the December Bulletin (page 83), in 1947 the Lisbon dealer, A. Molder, wrote to me " The ULTRAMAR overprint, usually a lilac handstamp, was applied on stamps of the

Postal Congress and other similar occasions as gift offered collections, when same were sent to Portuguese Colonial High Officials. This operation was done in the Lisbon Mint in order to avoid stealing of these stamps."

My experience leads me to believe that the same procedure was adopted for stamps distributed as specimens by the International Bureau of the U.P.U., which were received at Lisbon for the postal authorities of the Portuguese Colonies, whether or not they had previously been overprinted "Specimen."

It was not uncommon for authorities receiving these specimens to apply their own handstamps—for instance "MUESTRA" in Mexico. Another example is a "COLONIAS" handstamp on early King George V specimen stamps. This may have been applied in Madrid before the stamps were forwarded to the Spanish Colonies, but I have been unable to find any supporting evidence.

May I take this opportunity of saying that I regard all such handstamps as easily forged freaks of negligible philatelic importance, in that they provide no information bearing on the stamps upon which they are struck. I feel that their collection should be discouraged. *Marcus Samuel*

VIRGIN ISLANDS

EAST END AND WEST END C.D.S.

Further consideration suggests that Type 20 (for East End) was a rubber date stamp issued at the opening of this office, perhaps about 1905.

A similar instrument was also issued to West End, presumably at much the same time. The only copy which I have so far seen contained the top half of the strike, so that I cannot say whether TORTOLA V.I. appears with serifed capitals. The size of the ring is the same as for East End, about 29mm., and the date (13 JUL 1906) is similar to that illustrated for Type 20, but the letters of West End are slightly smaller and more closely spaced.

The instrument probably had a fairly short life, as all previous West End strikes that I have seen on Ed. VII issues have been Type 18. *Simon Goldblatt*

NEWS ROUNDUP

Tony Reesby says how delighted he and his fellow members of Rugby Philatelic Society were to see Charles Loach's display last October. Tony, who collects the stamps and postal history of Jamaica certainly gets around. Just before Christmas, with three other Rugby members, he gave a display at Coventry and last October, on the other side of the country at Kings Lynn, where the Convention of the Federation of East Midlands Philatelic Societies took place, carried off a B.C.P.S.G. bronze award.

Tony's entry was a twelve sheet study of the ½d. WAR STAMP of Jamaica which, with a future "STAMPEX" in mind, he is now enlarging.

We shall look forward to meeting Tony Reesby when he can make it to the "Large Oak Room."

Dr. John Lockie's Cayman Island collection, recently auctioned by Messrs. Bridger & Kay Ltd., had some excellent realisations.

Whilst not being able to make the morning session I did however get along in the afternoon when my particular Barbados item came up.

One thing that did strike me was the very high percentage of Study Circle members amongst those attending.

It is our pleasure to record that Bob Towers, our member from Eire, was recently re-elected President of the Irish Philatelic Society.

At "STAMPA 73," Eire's second national stamp exhibition, Bob's entry of Grenada 1784-1880 was awarded one of the two gilt medals with congratulations of the jury. Bob does not give details of his exhibit, but the dates give a clue.

Most of us are familiar with the Vaudeville comedian's opening gambit, "A funny thing happened to me on the way to the theatre tonight," but not many of us can say "A funny thing happened to me on the way to the auction room today."

I recently attended an auction at a London hotel and somewhere in the hotel took a wrong turning finding myself at the entrance to a large reception. Before I could beat a hasty retreat I was grabbed by a red coated M.C. and had a brochure thrust into one hand and a Martini into the other by two delightful young ladies. Fortunately, I was able to extricate myself before things got out of hand and eventually arrived at the right place.

Those of us who attend auctions have often been offered the most welcome tea and biscuits, but I have yet to be greeted by an M.C. in full regalia and be given a Martini!

By the time you receive this Bulletin plans for our first B.W.I. auction will be almost completed. There are many excellent lots to be had, so send in your bid or, better still, come along to the sale and help to give our treasury a welcome boost.

When the energy crisis hit us just before Christmas we did, for a few days, have some doubts about producing this issue of the Bulletin. However, our printers, working under adverse conditions, have saved the day.

Although we live in troubled and uncertain times one thing is for sure, this hobby of ours will most certainly survive.

Peter Ibbotson, Secretary of The British Philatelic Association, has very kindly agreed for the viewing of lots in the forthcoming Study Circle Auction to take place at their office.

Material may be viewed on Thursday and Friday, 18th and 19th April, 1974, but only between the hours of 10.30 a.m. and 3.30 p.m.

The address of the B.P.A. office is: Rooms 106 and 107 (5th floor), No. 1 Whitehall Place, London, SW1A 2EH.

News has just reached me of the magnificent achievement of Leonard Britnor in being awarded the "Albert H. Harris Trophy" at this year's "STAMPEX" for his book "The History of the Sailing Packets to the West Indies."

The winning of this trophy, a fine silver inkstand, is not only a well deserved reward for Leonard's hard work and dedication, but also reflects much credit on all those members of the Study Circle and others who gave so much valuable assistance and advice in the production of this book. *Mike*

Dec 46

1863-82 Colonial "Specimen"s*

Colonial Postage Stamps of the period 1863 to 1882 overprinted "Specimen" or "Cancelled."

By MARCUS SAMUEL.

THE period under review is that at the commencement of which the stamps of certain Colonies which had previously been printed by Messrs. Perkins Bacon were now produced by Messrs. De La Rue, and these, together with the De La Rue issues which had previously been printed mostly on unwatermarked paper, now made their appearance on new paper with the Crown CC watermark. Specimen copies of some of the first Colonial issues (not necessarily overprinted "Specimen") had already been supplied to Postmasters or Postal Authorities in what appears to have been a very haphazard manner and distribution of "Specimen" stamps to the members of the U.P.U. was not put into operation until about 1885. Since during this period there were few changes in design and few new values were issued with the exception of those necessitated by the currency changes of Ceylon and Mauritius, it is difficult to determine for what purpose these "Specimen" stamps, which appear to be of considerable rarity, were produced. There is no literature on the subject, very few references and, so far as I am aware, no official information is available.

I am fortunate in having recently been shown by Mr. Robson Lowe a collection of these stamps in an old volume inscribed "Indian Stamped Papers" which must obviously have come from some official source. This volume, besides containing a large assembly of Indian Postage, Revenue and Telgraph stamps and other documents overprinted or perforated "Specimen" or "Cancelled" in several types characteristic of India, also included a remarkable collection of Colonial stamps of the period 1863-82 mostly overprinted "Specimen" in serif capitals measuring 15×2½ m.m. (first recorded by L. C. C. Nicholson on the stamps of Jamaica) or "Cancelled" in sans serif capitals measuring 17½×1½ m.m., a type also recorded by Nicholson. All the stamps were stuck down and closely spaced on a few pages of the album, giving the impression that the collection had all been mounted at one time and not built up from stamps received over a period. For what purpose the collection was made and to whom it was supplied are matters for conjecture.

A most interesting feature was that many sets contained some values overprinted "Specimen" and others with "Cancelled" apparently in quite an indiscriminate manner, except that whereas the "Specimen" stamps included a few Perkins Bacon and Bradbury Wilkinson printings, those overprinted "Cancelled" were exclusively the products of Messrs. De La Rue.

Another point of great interest is that a considerable proportion, both of the "Specimen" and "Cancelled" stamps, were imperforate proofs in the issued colours included in sets with the normal perforated stamps, and these proofs were without exception De La Rue printings. Most of them were identical with those values which were present in imperforate condition in a very similar lot which came on the market in about 1933 and of which a description was kindly given me by Mr. A. L. Pemberton. All the stamps in this collection were overprinted "Specimen" in sans serif capitals measuring 14½×2½ m.m. In additon a number of De La Rue stamps and proofs of this period exist with "Specimen" in small serif capitals measuring 15½×1½ m.m. or overprinted "Cancelled" in two types of almost identical appearance with small sans serif capitals measuring 17¼×1¾ m.m. and 17¾×1½ m.m. respectively. A few are also known with "Specimen" in several small serif types and also in manuscript, while the Indian stamps of this period exist with a number of "Specimen" and "Cancelled" overprints somewhat similar in appearance but of different dimensions to those already described.

Such evidence, then, as I have found would seem to indicate that while "Specimen" stamps issued before and after this period were normally supplied to Postmasters or Postal Authorities as samples of a new stamp (new either in value, colour or design), about to be or recently issued, those produced during the period under review (with which are closely associated stamps overprinted "Cancelled"), received a very limited distribution by some Central Body in the form of collections of all the stamps available to the issuing authority at the date of supply, taken from some stock which included many imperforate proofs, and these collections were no doubt intended for record or reference purposes.

* See Photo Plate on outside front cover.

In order to distinguish between the two original entries on the plate Ia, I have called the higher one "A". In the top right star the N.E. ray has been trebled; the upper of these impressions is, of course, the final impression; the middle impression I call "A" and the lower impression "B". In the same corner, a second impression of the N.W. ray appears; this must be part of the "A" entry. Further signs at the top of the stamp of this entry are the second impression of the N.W. ray in the top left corner and the central horizontal lines showing through the "PO" of "POSTAGE".

Evidence of the "B" entry in the top half of the stamp is the lower line through the right half of "O" which is continued at the bottom of "GE".

The doubling of the lower part of the right side line (mentioned by Nissen and McGowan as also appearing in plate Ib) I have been unable to identify as belonging to "A" or "B".

In the lower half of the stamp there is a horizontal line running through the centre of the letters from the "E" of "ONE" to the end of the second "N" of "PENNY". Presumably this can be attributed to "A" as there is a second line that runs through the lower part of "E P". Further signs of the original entries which I have not been able to classify as belonging to "A" or "B" are to be found in the curious doubling of the left side of the "H", in the doubling of the frame line below the stamp.

Current Auction Realisations

Robson Lowe, Ltd. Bournemouth Auction. October 26th, 1946.

Total Realisations, £3315.3.0. Total Valuations, £3204.

ADEN: 1937 ½a. to 10r. and 1939 ½a. to 5r., complete mint, £17.

AUSTRALIA: The specialised collection mint and used, including Kangaroo six £1 values and one £2; King's Head to 1/4 with many varieties; later issues complete to 1936 and Officials £57 10/-; 1915-28 £2 black and rose mint, £9 10/-; ditto used £4 4/-.

CAYMAN ISLANDS: 1907 (Nov.) "½d." on 5/- and "1d." on 5/- mint, £11 10/-.

NEW BRUNSWICK: 1860-63 1d. dull claret, unused block of four imperf. vertically £18.

QUEENSLAND: 1860-1912, a fine specialised collection with Chalon Heads (130, including six pairs), scarce shades and perfs., some unused, and a representative lot of the later issues with over six hundred mint to the £1, £42 10/-.

SIERRA LEONE: 1933 Wilberforce ½d. to £1, complete used, £45.

SUDAN: The collection with 1897 on Egypt to 2 pi.; camel types to 20 pi.; 1931-37 Air stamps; 1935 Gordon to 10 pi.; 1941 Palms to 20 pi.; Officials and Postage Dues, mostly mint £8.

Robson Lowe, Ltd., Specialised Stamp Sale. — October 30th, 1946.

Total Realisations, £4363.16.6. Printed Estimates, £3871.15.0.

ADEN: A valuable collection of Indian stamps used in Aden, including "124" on 1854 1a. and 4a., and a fine lot of later issues with a wide variety of cancellations, £50.

ANTIGUA: 1921-29 MCA 3d. to £1, complete used, £7 10/-; 1932 Tercentenary ½d. to 5/-, complete mint, £12 10/-; as last, but superb used, £15.

BAHAMAS: 1912-19 £1 green and black mint, £5 5/-; ditto, used on piece £6 10/-.

BERMUDA: 1920-21 Tercentenary ½d. to 1/-, both sets complete mint, £7 7/-; as last, but used, £9.

CAPE OF GOOD HOPE: 1855-58 1/- deep dark green mint, £9 10/-; 1863-64 1d. brownish-red, unused block of four, £23; 6d. bright mauve mint, £5 15/-; ditto, exceptionally fine used, £10 10/-; 1/- bright emerald green mint, £11.

CAYMAN ISLANDS: 1932 Cayman Brac handstruck provisional, two examples on covers or pieces with documents concerning them, £15; 1932 Centenary ½d. to 10/- complete mint, £24.

EGYPT: 1929 Birthday 5m. to 20m. presentation set with scarce coloured centre, £32; 1932 100m. on £E1 mint, £14 10/-; 1933 Avintion Congress 5m. to 20m. mint blocks of four, with controls, £14 10/-; 1934 U.P.U. Congress 1m. to £E1 complete mint, £20; 1939 30m. to £E1 mint, together with various commemorative sets, £3 7/6; 1946 Cairo Exhibition, the mint pair of miniature sheets (imperf. and perf.), £9

The De La Rue "SPECIMEN" overprint used on stamps of the standard small upright size between 1884 and 1922

by Andrew Norris

These notes concern the protective security "SPECIMEN" overprint, in sans-serif capital letters, that measures 14½ x 2½ mm. This type was designated "D12" by Marcus Samuel in his book "Specimen Stamps of the Crown Colonies 1857-1948". Reference is made in that book to the "Broken M" variety and some pioneering work by Mr. D.H. Vernon. A photocopy of a page from the latter's collection of Specimen stamps of the British Commonwealth has been invaluable in listing the positions of the "Broken M" and three other varieties. One of these, however, a shortened right-hand upright to the N (called the "Short N) appeared with sheet margin attached, which suggested the original work was not entirely correct, and that more research was needed.

An opportunity to do this arose when the responsibility for the balance of an accumulation of Specimen stamps passed from the late Arthur Brown to myself. These were part of what was obviously a U.P.U. distribution, a good portion of which was acquired by C. Angus Parker some years ago for the then Argyll Stamp Company. I understand that they all came to the market in small stockbook from Iberia, although that does not necessarily provide a clue to their original source. The majority were in strips, and what remains are nearly all in strips of five in pristine condition.

It should be emphasised that the material which has been studied for these notes covers a narrow date-of-issue band from 1894 to 1896, plus a few from 1897 or 1898. The quality of the forme and the work obtained from it at this stage was good, which did not help with this excercise. A few minor plating characteristics did develop, even in this short space of time.

Forme or Formes?

The development of other varieties during the life of this Specimen overprint suggests that the same forme may have been used throughout. For example, the thickening to the outside of the base of the right leg of the letter **M** has been dubbed "clubbed foot to M". This is an apt description for this variety as it develops in its later stages. Some of the pieces involved in this study have the **M** almost normal, with a mere wisp of ink providing an uneven edge; it is debatable whether this sort of variety would have developed so far as it did in later stages if other stereos had been taken and used. Such additional stereos could have mimicked such varieties as the "Broken left leg to M" unless positive steps were taken to remove it. That these steps were apparently not taken to deal with this noticeable flaw and the development of others, might suggest that the one forme did have this long period of use.

It will be difficult to prove whether or not that this is correct or if other stereos were taken and used on these standard small upright size stamps. As stated by Marcus Samuel, other stereos of this overprint type were made and used for stamps of any non-standard sizes. It is hoped that the strips of five described here will provide a framework for further study. Working with the strips of three that were supplied by the U.P.U. to its member administrations during the latter part of the life of the overprint will prove infinitely more difficult. Pieces that can be positioned by whatever means from later printings of this Specimen overprint might throw some light on whether a duplicate forme was, in fact, made and used.

Material studied

The material studied consisted of a core of strips of five from the original source that came to the market as previously mentioned, plus other strips that were drawn

from the Argyll Etkin stock and my own collection. Some, but not all, of the material from the stock and my collection probably came from this same source. Whilst this does reduce the purity of this sample for research purposes, as the majority is from the one source, useful conclusions can still be drawn. All the material in question is either Straits Settlements stamps, or the Malay States key-plate issues of 1891-95.

Some values are represented by a single strip, others are duplicated with up to seven strips of the same value, although six seems to be the maximum number from the one source, judging by condition. A total of 77 strips of five and 31 strips of four were examined.

Some strips proved, not surprisingly, to be from the same sheet, and could be joined up through vagaries of perforation where they had separated unevenly, or more positively where imperforate sheet margins had been torn through. Unfortunately, the latter, as with letters of the marginal watermark found in the outer margins of sheets, were very few. The joining of strips by perforation was generally used as confirmation after plating rather than the other way round.

Whilst strips of the same value would often come from either the same top five rows or bottom five rows of the sheet, on two occasions strips of five from the original core group were from the same position or were from the same row, but overlapped another strip by one position. In other words, there could be six strips from the top half of the setting, but unfortunately they would not comprise a block of thirty stamps. Other strips, though from different positions in the same half of the setting certainly came from other panes.

How the original panes were split

The manner in which the panes were split up varied. It is interesting to note that no vertical pieces overlapped the top five horizontal rows or the bottom horizontal rows. Apparently, the panes of sixty were all reduced to half panes of thirty, six across and five down, as a first step in all cases.

The blocks of thirty were then split in two fairly obvious ways into strips of five The Sungei Ujong 3c of 1895, the Negri Sembilan 5c of 1894, the 3c of 1895 and probably the 5c & 10c, were split vertically, producing twelve vertical strips of five, The norm however, was for one outer vertical strip of five, from either column one or column six to be removed, the remaining block of twenty-five would then be split into five horizontal strips of five.

Plating Methodology

The outer vertical strips of five removed before the five horizontal strips were produced could, by matching sheet margins, or marginal lines & letters, eventually provide the marginal columns. Minor flaws that occurred on these stamps were then tied-in with overlapping horizontal strips. Two horizontal and one vertical strip of five Selangor 1895 2c orange provided a block that covered positions 1-12, 13, 19 & 25. That proved to be invaluable, as positions 7-12 have at this stage of their life no plating characteristics. A marginal watermark line on a strip of Sungei Ujong 1894 2c orange provided positions 56-60, this, and the arrangement of the lower half of the setting was confirmed by some vertical strips from the lower five rows of columns 2-4.

The final problem to be resolved was horizontal rows 7-12 and 13-18. As previously mentioned rows 7-12 from the Selangor 2c were proven, but it showed no flaws. Eventually, it became clear that position 17 also showed an early state of the "clubbed foot to M" variety and not just position 47. Once that confusion was cleared and the relevant strips correctly identified, everything was in place.

Individual Flaws and Plating Characteristics

Below is a list of the flaws and plating characteristics arranged in numerical order. Please also refer to the chart showing the arrangement of the forme, with abbreviated descriptions of the flaws & characteristics.

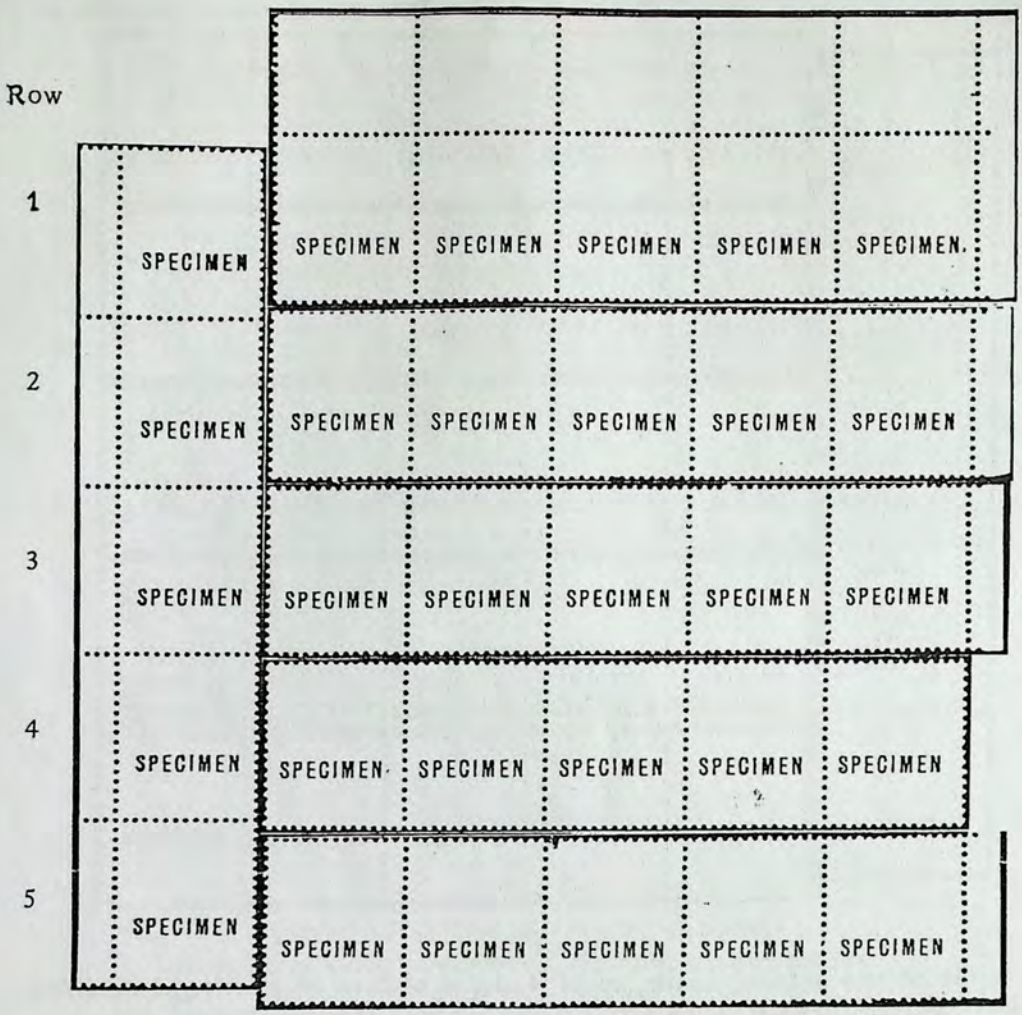

Fig. 1

Nos. 1 to 30 of the setting, made up from 5 strips of five of the Selangor 1895 2c orange, and 1 strip of five of the Sungei Ujong 1894 2c orange. The vertical strip and the two top rows join up to form an unusual plate number block of 15 of the Selangor stamp

Position No.	Description of variety
1	The down loop of "S" at top is thick.
5	Spur on inside of left leg of M.
6	Dot in loop of P.
17	Thickening to the outside of the base of the right leg of the M. (An early state of the clubbed foot to the M, an uneven edge of additional ink in the earlier examples developing into a quite prominent bulge on the issues of 1896.)
23	Spur on inside of left leg of M.
24	Dot in lower loop of S.
29	Nick at 5 o'clock inside loop of P
30	Foot of right leg of N appears raised, i.e. is not level with foot of left leg.



Fig. 2

Nos. 31 to 60 of the setting, made up of 4 strips of five of the Negri Sembilan 1896 15c and 1 strip of five of the 50c, and 1 strip of five of the Sungei Ujong 1894 2c orange.

Position No.	Description of variety
32	The I appears fractionally short at base (not prominent).
34	Tapering, slightly short left leg to M. With wear, this was quite noticeable on the Selangor 1898 50c, but hardly detectable on stamps issued in 1896.
36	Nick inside right leg of N at foot. Not present on stamps issued in 1895, but appears on stamps issued in 1896.
41	Broken left leg of M.
42	Break, or weakness, at 1 o'clock on loop of P.
43	Right hand side of M clogged due to spoil or foreign matter being wedged in. This is visible in early examples, and can be identified with certainty only in strips showing other varieties, otherwise it could be confused with general ink clogging or overinking.
44	Left hand side of M clogged due to spoil or foreign matter wedged in, which is visible in early examples. Distinctive blob of ink rests on crossbar of E.
45	Issues to 1895 show the M badly clogged, but some other 1895 issues and those issued from 1896 show a broken right diagonal of M instead.

47 Thickening to the outside of the base of the right leg of the M. This is an early state of the "clubbed foot to M", a wisp of colour in the earlier examples giving an uneven edge of ink, developing into a quite prominent stubble on the issues of 1896.

49 Flat top to S.

50 Some issues from 1896 show a small nick on outside top of S.

53 Spur on inside of left leg to M.

54 Short top to right hand upright of N (the 'short N' variety).

55 Distorted right hand diagonal of M (usually accompanied by dot in upper loop of S).

59 Spur on inside of left leg to M.

Note: The small nicks noted at positions 36 and 50 are present on some earlier issues, but on later issues deep spots of colour occur in exactly the same positions as the nicks.



Fig. 3

Johore 1922: 10c dull purple & yellow, showing a more pronounced example of the variety "clubbed foot to M"

Conclusions.

From the list of flaws and minor plating characteristics and the chart showing their positions, it can be seen that most horizontal strips of five and the majority of vertical strips can be plated from the overprint alone. The fact that seven out of ten of the letters **M** in the fifth column have something wrong with them, is a strong indication of the forme having been made up from stereos, themselves made from an original horizontal setting of type. The inherent weakness on nos. 17 and 47 that developed into the "clubbed foot to M variety" might indicate a stereo setting of thirty was built up from a type setting of six and then copied. This would make all the other varieties, including the "broken left leg to M", secondary stereo flaws. However, that is not at all clear, and more work is needed on that point. What can be confirmed is that this overprint was a setting of sixty, but whilst I have confirmed examples of each position, most individual positions remain unidentifiable.

A chart of the complete setting of 60 is on the next page.

1 S S at top is thick	2	3	4	5 M Spur to M	6 P Dot in P
7	8	9	10	11	12
13	14	15	16	17 M Thick right leg of M	18
19	20	21	22	23 M Spur to M	24 S Dot in S
25	26	27	28	29 P Nick in loop of P	30 N Leg of N raised
31	32 I I short at base	33	34 M Tapering leg of M	35	36 N Nick to leg of N
37	38	39	40	41 M Broken leg of M	42 P Flaw to loop of P
43 M Ink-clogged M	44 M E Clogged M Blob on E	45 M Clogged or broken M	46	47 M Thick right leg of M	48
49 S Flat top to S	50 S Nick in top of S	51	52	53 M Spur to M	54 N Short N
55 M Distorted M	56	57	58	59 M Spur to M	60

Fig. 4

A chart of the complete setting of 60, showing the positions of the varieties of SPECIMEN overprint

THE U.P.U.

BY KAY WOOD

THE Universal Postal Union monument in Berne has reputedly appeared on more stamp designs than any other single object in the world, which is possibly why it is such a popular subject with thematic collectors. Some understanding of the inception and background of the U.P.U. may give an indication of its interest to others who are looking for a theme.

Basically, the U.P.U. is responsible for the rules which control the inter-relationship between postal services throughout the world and the administration and accountancy of the international postal system. The organisation was founded in 1874, largely through the vision of outstanding postal administrators, Montgomery Blair of the U.S.A. and Heinrich von Stephan of Germany, both of whom have appeared on stamps of their countries which would serve as a suitable introduction to a U.P.U. collection.

Montgomery Blair was appointed Postmaster General of the U.S.A. in 1861 by Abraham Lincoln, just as the Civil War was breaking out. He had trained and practised as a lawyer, and brought an astute mind to the problems produced by the appointment to his new office. To begin with, the outbreak of the War between the States meant that all current U.S. stamps were invalidated, and a new series had to be produced and distributed in double quick time. Next, postal services to the forces had to be instituted and Blair quickly organised a vast Army Postal Service, which soon had to cross Confederate lines and pass through enemy territory with mail for distribution by swiftly introduced and rapidly extended railway post offices. Next, to increase postal efficiency, Blair abolished the Postmasters' Privileges, just as Rowland Hill had abolished the abused privilege system in the British Post Office some twenty years earlier. U.S. mail was collected by addressees from their nearest post office or, in cities, delivered by local post services; Blair sought to improve mail services by introducing home delivery for letters.

Not content with these internal improvements, Blair next concerned himself about the mail of the many U.S. immigrants going back to their native land. A letter from, say, Chicago, addressed to Russia would have to pay postage to cover the internal post within the U.S.A., the transatlantic sea passage, delivery charges within Russia and also postal charges for whatever countries it passed through en route. How could one be sure that one's letter was going by the most efficient route, how could money to other postal authorities be most effectively forwarded for their part in the delivery service? Could one even be sure that letters across the world were being safely delivered, particularly if the overseas postal administration had doubts about how payment for its services were to be met? All these problems so fascinated and concerned Blair that, in 1862, he wrote letters through the State Department to seventeen foreign postmasters setting out these questions as matters for serious discussion and urgent settlement.

Heinrich von Stephan was born in 1831. At an early age he showed great aptitude for

(Continued on page 804)







Above: 1891 Austria Postal Congress cancellation, 1900 Switzerland, the first U.P.U. commemorative stamp and 1949 issue showing The U.P.U. monument on a Swiss stamp for the U.P.U. 75th anniversary.

Thailand 1910 celebrated the 25th anniversary of admission to the U.P.U. with a special postmark and a commemorative postcard which is one of the rarest of all U.P.U. items.





1974 U.P.U. Centenary. Bhutan depicts a local postal carrier, an early mail carrying plane and Concorde.



THE U.P.U.

(Continued from page 799)

languages and, on leaving University, took the examination to enter the Prussian post office. Through his brilliance and application, he won promotion and went to Frankfurt on Oder, later returning to Berlin as his career progressed. Because of his knowledge of languages he served as an adviser to both Spain and Portugal. Then, with his country engaged in war with Schleswig Holstein, he returned to organise postal services for the Prussian forces and for the newly occupied territories. Next the Prussian post office took over the centuries-old postal organisation of the Counts of Thurn and Taxis, and von Stephan undertook the absorption of that into the expanding Prussian system.

As Bismarck expanded his German Empire, von Stephan's responsibilities increased. He became postmaster of the North German Confederation and, with his country warring once more, this time with France, he had the task of organising field post offices for troops on the move in an enemy country.

His experiences were in many ways similar to those of Montgomery Blair, and he became aware of the same problems which needed investigating to improve international postal efficiency. As a result of Blair's letter to postmasters, a postal conference was held in Paris in 1863 but, as a result of world unrest, (it is not a 20th century phenomenon!) it was not possible to establish a legislative authority to deal with international postal affairs until 1874. In that year on 15th Sept. delegates of twenty-one nations met in Berne, Switzerland. They concluded a treaty between the representative countries agreeing to international postal rates, and to the free, unhampered carriage of mail between their countries. In general, it was agreed that, as a letter normally attracted a reply, there was no need for any exchange of payment between nations because, in replying to letters, postage fees would be paid by the correspondents to the post offices of the two countries handling the mail, France and Belgium, however, vigorously opposed this line because, as a result of their geographical situation, they both handled excessive quantities of mail in transit.

The other most important factors resolved at the first Congress, were the perpetuation of their organisation, which was then initially known as the General Postal Union, and the establishment of a bureau located in Berne to control international legislation and accounting. Meetings of the Union were to be held every three years.

The international postal treaty was scheduled to take effect from 1st July 1875 and it is from this day that the Union has usually come to be dated rather than September when the first meeting was held. Before the second meeting was due to be convened, a number of matters arose which required discussion, and it was resolved that Conferences should be held to discuss and debate matters, and Congresses at which to ratify postal legislation.

At the second Congress at Paris in 1878 the frequency of Congresses was extended to every five years, and the name changed to the Universal Postal Union.

In 1891 the Austrian post office used a special cancellation on mail posted at the Congress in Vienna, and this is generally recognised as the earliest philatelic item acceptable for a U.P.U. thematic collection. For the Congress in Washington in 1897, one hundred and twenty-five sets of current postage stamps, postal stationery, postage dues and Newspaper/Periodical stamps were overprinted UNIVERSAL POSTAL CONGRESS for presentation to delegates and a special flag cancellation was used on mail posted at the Congress.

The Congress of 1900, the 25th anniversary of the U.P.U., decided to erect a monument and, to commemorate the Jubilee, Switzerland issued a set of commemorative stamps. The Great Britain 1929 P.U.C. £1 was produced in the first instance solely to make the stamp presentation to U.P.U. delegates a gift of more value than a simple set of the then current low value stamps.

Regulations concerning airmails, international mail rates and accountancy between the nations' postal authorities and arbitration in disputes, are all matters dealt with by the U.P.U., making it an apt subject for a thematic collection, with a wide range of stamps to choose from and scope for imaginative presentation, research and study.



A postcard issued by Germany in 1931, showing a picture of Heinrich von Stephan, for the 100th anniversary of the U.P.U.

Postal Censorship in World War II

(Continued from page 803)

P.C.15 enclosed in the cover returned in September 1939 has an inscription including the date 2/39 so it is clear that preparations for censorship had been made well in advance of the outbreak of war.

The basis of the censorship regulations was Section 11 of the Defence Regulations made by Order in Council on 25th August, 19[illegible] This section gave powers to the Minister of War to make Orders regarding the despatch of postal packets. These powers were subsequently transferred to the Minister of Information on 19th March, 1940. About twenty Orders were made during the course of the war increasing or relaxing the restrictions on the contents of postal packets or amending the countries to which the restrictions applied. Section 11 was finally revoked, along with some other sections of the Defence Regulations, on 20th December, 1945.

There is still a great deal of research to be done on the subject of censorship of mail. The fact that we have recorded a memorandum with a number as high as P.C.177 shows that we still have many discoveries yet to make. Members of the Civil Censorship Study Group are actively pursuing this research and I would welcome correspondence from other readers of STAMP COLLECTING on this fascinating subject.

Cover opposite (G) addressed to Switzerland in February 1942 returned to the sender in Bury as it contained a photograph and newspaper cutting the despatch of which was prohibited except under Permit.
In cases where postage at airmail rates had been prepaid, as no airmail service had been provided the difference between the surface and airmail rates was usually refunded and the cover marked with a handstamp reading "Postage Refunded".
Cover dated 6 Nov 43 (J) addressed to Switzerland but returned to the sender at Ware, Herts as it contravened the censorship regulations by containing a picture postcard. The postage in respect of the airmail service was refunded and boxed handstamp reading "Postage Refunded" has been applied across the adhesives.

G.B. VICTORIAN SPECIMEN STAMPS

MARCUS SAMUEL

I BECAME infected with "specimania" in about 1926 when my father returned from the continent with a curious collection of mint stamps, lightly stuck down in an album. Stamps of foreign countries were unused but all the British colonials were overprinted "SPECIMEN". Having since seen a number of similar collections, it is now clear to me that the one purchased by my father was "liberated" from the reference collection of a continental post office, not difficult to identify! The stamps were slowly but safely removed from the pages, the foreign ones (including then unrecognised reprints prepared for U.P.U. distribution) were put up to auction and I received the specimen stamps as commission.

The collection was lazily expanded with the help of H. F. Johnson, Charles and Harry Nissen and my old friend Richard Roberts. It was also fun making purchases at much under face value from Champion in Paris who ran a kind of "specimen" new issue service. Becoming really interested I requested information from the Inland revenue, the Post Office and several firms of printers. Those who bothered to answer appeared to be deeply shocked and either refused information or provided nothing I could regard as reliable.

Attracted in particular by the specimen stamps of Great Britain, I was soon wondering why specimen copies of certain stamps (for instance the £5 orange on blued paper) were well duplicated in different dealers' stocks, while so many much commoner stamps were not found with specimen overprints. Two sources of information on British specimen stamps were available at that time. Ewen's *Catalogue of British stamps* (1895 edition) contained a well-illustrated but ill-informed section on the overprints, while in their pioneer handbook on stamps of the British Isles (1899) Wright and Creeke published much valuable information, particularly on the imprimatur sheets, which is not found elsewhere.

Early in 1939 I had the temerity to give a display of Great Britain specimen stamps and to read a paper before the Royal Philatelic Society, London. Surprisingly, much of the information I then published still holds good.

With the publication of the *De La Rue History* by John Easton in 1958 further light was thrown on the purposes for which specimen stamps, particularly those of the Crown Colonies and India, were used, and a visit by the writer to the Office of the International Bureau of the U.P.U. at Berne proved very rewarding. Most of the remaining problems were solved after the National Postal Museum had been opened in 1966 and items in the Post Office collections became available for inspection for the first time. The Inland Revenue collection at the British Library was another valuable source of information. From 1840 to 1849 the production and supply of postage stamps of Great Britain was controlled by the Board of Stamps and Taxes until it was incorporated in the Board of Inland Revenue, which continued to exercise control until 1915. During this period nearly all the specimen or cancelled overprints were handstamped by officers of these boards or printed from typesettings on their instructions.

Stamps required for official reference or record purposes were handstamped or overprinted specimen or cancelled to prevent their postal use. It has been falsely stated in the past that overprinted copies of many adhesive stamps were sent to postmasters in the United Kingdom before they were issued. In fact only twenty different stamps were thus supplied, the first five being 1840-41 issues not overprinted, the first with specimen being the 1847 embossed 1s., and none after 1873. The twenty stamps sent as specimens to postmasters were enclosed with circulars informing them of the impending issues; they were not attached to the circulars so that the postmasters could inspect the watermarks but some stamps were stuck on after receipt and others were added by old-time collectors and dealers. Specimens of some of these stamps were also sent to Colonial postmasters.

The number is so small because after 1856 the authorities regarded as new stamps only those of new denominations or designs, or those printed in new colours. Postmasters were informed of design changes in the size and style of the check letters and plate numbers but were not sent specimens; changes of shade, watermark and perforation were completely ignored. After 1873 notification was by circular only.

Great Britain was a founder member of the U.P.U. and the Post Office supplied the International Bureau with eighty sets of current postage stamps to the £1 denomination and items of postal stationery, all handstamped specimen, which were distributed to the member nations with a circular in March 1879. Overprinted specimens of all new stamps continued to be supplied until 1892, when the 4½d. was sent without overprint. Nearly all the member nations were supplying the International Bureau with mint sets of their stamps for distribution and there were many requests that Britain and the Colonies should follow suit. The Crown Agents were to hold out against the possible postal use of these stamps until 1948, but the Post Office supplied mint low value stamps, while continuing to overprint those of the higher denominations.



1910 2d "Tyrian Plum" with SPECIMEN Type 17.

The U.P.U. specimens (including the £5 on blued paper) are the commonest British specimen stamps. The number distributed did not exceed 100 until 1886 (when it was trebled) but there were considerable remainders, some of which were sold by auction in 1931. About one thousand of the 1880-81 2d. rose and 5d. indigo (two shades of each) were sold at this auction.

Protective overprints were also used on some early stamps preserved in official records: these include imperforate copies of normally perforated stamps. Reference collections of specimen postage and revenue stamps were kept by officials of the Inland Revenue and the Post Office, also by members of De La Rue & Co. entitled to hold them. The Company also kept overprinted stamps for use as *colour standards*, to which their printers attempted to match subsequent printings. After 1887 most of the De La Rue colour standards were overprinted "CANCELLED". This relatively new discovery, published in 1973, was made in Post Office Records and a file in the National Postal Museum showed that after any considerable change in shade a new colour standard was set aside. Because British specimen stamps were used for so many different purposes, it cannot be assumed that any one of them is a first printing from the plate.

As for the overprints on the Victorian issues, impressions from handstamps and from different positions on typeset formes may differ fractionally in dimensions and appearance, but a study of these minutiae would greatly complicate the listings made for the benefit of collectors of the various issues. Accordingly several of my overprint types in fact constitute small groups, all the members of which can be identified from a single illustration. "Freak" overprints which few collectors can hope to acquire have been omitted from the main listings. "Unique" overprints should be regarded with suspicion unless their authenticity has been established.

Further information on the specimen stamps can be found in the recently published book *Specimen Stamps and Stationery of Great Britain* by Marcus Samuel and Alan Huggins and published by the Great Britain Philatelic Society and available at £20 including postage from Harris Publications Ltd, 42 Maiden Lane, London WC2E 7LW.

"Quoting You"

Opinions expressed are not necessarily endorsed by the Editor.

"THE POST IN . . . ." CARDS

SIR,—I was most interested in Mr. M. H. Hewlett's article (December 23rd) as I have 34 trade cards on a similar theme issued by "Nugget" (of boot polish fame).

Once again, the caption is "The Post In . . . . .". The cards measure 115mm × 70mm, the colouring is attractive and the facsimiles of stamps in each corner include realistic-looking postmarks. The description of India as "Brit. Indies", has a foreign flavour.

About 20 years ago the proprietors of "Nugget" informed the previous owner of the cards that they were produced for an advertising campaign in 1908. They regretted that they were unable to give the total number of cards in the set or any further details.

Herne Bay, Kent. C. C. STEWART

B16—"USED ABROAD"

SIR,—In the article by C. F. K. Goldthorpe (*December 23rd, 1976*), the author discusses the use of the B16 obliterator, stating that the latest theory holds that it was used at an office in Plymouth for sorting West Indian mail which before 1869 had been sorted on mailboats.

I am certain, however, that after sorting had ceased on the mailboats it was carried out on the railway. On June 8th, 1869, the South Devon Railway Company was asked to provide sorting arrangements, in a carriage set apart, for the West Indian mail, from Plymouth to London. On July 27th, 1869, a letter was sent to the Great Western Railway Company asking that a "District Sorting Carriage" should be displaced and altered for the sorting of the West Indian Mail between Plymouth and Bristol. The service was to start about August 26th, 1869.

The small oval "B16" was issued in 1859 for use on the Mediterranean packet *China*. Brumell in his book, "British Post Office Numbers 1844–1906" shows it allocated to the T.P.O. in the 1874 List.

The upright oval "B.16." was issued on August 10th, 1875, to Plymouth together with a circular datestamp, "Plymouth to Bristol T.P.O.". An oval stamp with no stop after "B" is also recorded.

There is a brief note in the P.M.G.'s Minute Book in June 1894 regarding payment for the use of Sorting Carriages at Plymouth Docks for sorting foreign mails. The "B16" stamps are, recorded, in fact, on mail other than that from the West Indies. Could the "B16" stamps have been used in this stationary office?

The earliest available "List of Duties" (*July 1892*) shows the duty as, "Plymouth & Bristol T.P.O. (Foreign Mail)". In 1895 it is shown running to "Bristol (or London). Special Cape and West Indian Mails Inward".

Littleover, Derby. HAROLD S. WILSON

"SPECIMEN VARIETIES"

SIR,—Further to my article on varieties of "SPECIMEN" overprints (October 21st, 1976), a number of readers have kindly given me information which, provided the forme of 60 impressions was not broken down and re-arranged, gives positions of some of the flaws as follows:

(*i*) Stamp no. 41 (*vi*) Stamp no. 44
(*v*) Stamp no. 38 (*vii*) Stamp no. 42

Information received about varieties (*ii*) and (*iii*) suggests that there are two each of these types of variety in the forme. One example of (*ii*) is definitely on stamp no. 47. being immediately below the broken "M"—(*i*), on no. 41. An example of (*iii*) is definitely on no. 23, being positioned in relation to a recorded flaw on a Seychelles stamp. Another example of (*ii*) may occur on no. 35 if (*iii*) is on no. 23 since (*ii*) occurs two stamps above (*iii*) on the British Honduras E7 issue.

An interesting feature of the investigation concerns variety (*v*). This was just beginning to appear on the Mauritius 1893 15c. brown, S.G.126, which was invoiced on December 1st, 1892 and was thus probably printed in November 1892. The Seychelles 1893 12c. issued in November 1893 (I do not know its date of printing or of the invoice) shows the variety clearly.

So far, most of the investigation has been concerned with Q.V. and K.E.VII stamps of Seychelles and British Honduras. Hopefully, more definite information may come to light if other collectors/dealers can find time to check their strips of "Specimen" stamps, especially of other colonies. It would be of help if advice could be given as to whether the stamp reported was printed in panes of 100 instead of the usual 60. One of the conflicting items reported is Negri Sembilan 20c. S.G.12, vertical strip of four, the top stamp being variety (*iii*) and the bottom stamp very similar, with the third stamp variety (*ii*). If this stamp were printed (and presumably overprinted "SPECIMEN") in panes of 100 (I do not know if this was so) then this conflicting information could be discarded when considering formes of 60 overprints.

108 Leckhampton Road, D. H. VERNON
Cheltenham, Glos. GL53 0BX

LETTER CENSUS MARKS

SIR,—I would like to make the following remarks on Martin Willcocks' letter

The article you published on October 28th ("Census of Letter Marks") was an attempt to solve a problem which had puzzled many collectors, including myself, for years. I have now acquired more material and photostats of covers, and all confirm my solution of the problem. I also have a complete record of the seven covers in the T. E. Field collection, which Martin Willcocks would have seen had he read our detailed article in the *Journal* of the Irish Philatelic Society.

I had seen the data for mail in the Parliamentary Commission's report for 1837 and an old postmaster's diary giving details of an annual census in 1870.

I neither said, nor implied, that the British Post Office remembered what happened in Dublin in 1841.

My bible for postal history is Alcock and Holland ("Postmarks of Great Britain and Ireland",) and, there, the Late Fee stamps are divided into two periods, pre- and post-1840. I was dealing with the post-1840 period. Dublin had a late fee system before this, and the earliest recorded mark similar to A. and H. Fig. 1413 was sold in a Robson Lowe auction in 1939, and is now in my collection. In the post-1840 period the earliest letter seen with an adhesive added for the late fee was dated 1841 (London). In the 1840's Dublin had Late Mail Paid stamps, and there were Late Fee Paids in the Provinces.

Now, Mr. Willcocks wants all collectors to send him details. We have been requesting this for a year, even from him! The response to the short article in STAMP COLLECTING far exceeded our expectations. I know that I should have clarified the period under study. Many new facts have come to light. The period of use now extends from 1841 to 1852, with 12 different times in the handstamps. Twelve different late fee charges post-1840? To me, at least, this

(*Continued on page 1427*)

—LETTERS TO THE EDITOR

LP 6/90

THE STAMPS OF GIBRALTAR

Their Design, Approval, Production and 'Specimens'

by PAUL KAYFETZ

(Continued from THE LONDON PHILATELIST, April-May 1990, page 103)

PART 3: EXPLORING THE VARIETY OF 'SPECIMENS' OF THE FIRST THREE REIGNS (concluded)

D. Gibraltar Post Office Exemplars

A few copies of the stamps received by the Gibraltar Post Office for normal sale were overprinted locally in Gibraltar for a peculiar reason – long-time Postmistress Creswell established her own miniature UPU.

These overprints fall into two general categories:

1. Local 'Specimen' Overprints

A small, sans serif handstamp appears on various items in the Gibraltar archives. Figure 55 is illustrative of an entire set of the Fourth Definitive Issue (November 1889) from the author's exhibit which bears this handstamp. The author also has in his collection Gibraltar postal stationery examples from the same period which bear this handstamp.



Figure 55: Gibraltar Post Office handstamp on one example from the Fourth Definitive Issue (November 1889) set.



Figure 56: Local [?] manuscript red ink 'Specimen' on ½d value of the Tenth Definitive Issue (1921–27).

The author has located references to Miss Creswell's direct distribution of 'specimens' in the Gibraltar archives. The earliest such, in Volume One of the Postmistress's correspondence books, is the cover letter for '5 specimen sets' of stamps and postcards sent to the Director of Postes, Rome. The next such entry, dated 8 March 1886 to G. T. Haynes, Assistant Director of Posts, India, was in response to a request:

> In reply to your letter of the 4th February last, I have much pleasure in enclosing herewith Specimens of each kind of Postage Stamp, Post Card & Regd. envelope now in use in this Colony. [She goes on to indicate that these 'provisional' items will be replaced with 'Special Gibraltar Stamps' in a few months.]

In 1898 Miss Creswell was strongly criticized by the Colonial Treasurer for removing stamps from her stock and sending them off, on her own initiative, as specimens. She was particularly chastised for writing off the stamps she thus defaced against her 'Contingency Fund'. In her typically strong-willed manner, Miss Creswell wrote a memorandum to the Colonial Secretary defending her practice, but was overruled.

Thereafter, one finds formal requests from the Postmistress to the Colonial Secretary concerning the sending of specimens, such as was approved for specimen postage stamps to the Danish Post Office on 23 August 1898. Curiously, a similar request regarding the Turks Islands was denied on the basis that they had UPU specimens available – perhaps larger UPU members were considered legitimately to require a greater number of specimens for their various post offices.



Figure 57: Local [?] manuscript 'Specimen' in red on 1/– and 2/– values of the Eleventh Definitive Issue (1925–32).

It can be assumed that specimens sent to all but Spanish or Portuguese-speaking recipients bore the word 'Specimen', applied in English by the Postmistress.

The same English 'SPECIMEN' handstamp appears on the three new values of the Fourth Definitive Issue (1895). Two values, the 2d and 6d, of the Fifth Definitive Issue (1 October 1898) exhibiting this handstamp are in the author's exhibit.

Stamps of the Tenth Definitive Issue (1921–27) and the Eleventh Definitive Issue (1925–32) exist with the word 'Specimen' in manuscript red ink in a distinctive hand. These inscriptions exist in different sizes, drawn at different angles. Figure 56 shows such an inscription on the ½d value of the Tenth Definitive Issue. Figure 57 shows similar inscriptions on two values from the Eleventh Definitive Issue. These are believed to have also been 'overprinted' by the local postal administration.

2. Local 'MUESTRA' and 'ULTRAMAR' Overprints

A very small number of stamps from the period of 1886 through 1926 bearing a particular style of handstamp



Figure 58: 'MUESTRA' overprint applied by Gibraltar Postmistress to exemplars sent by her to Spanish post offices; earliest known occurrence is Second Definitive Issue (December 1886) of which this 4d value is an example.

Figure 59: Gibraltar Postmistress 'MUESTRA' overprint on 2d value of the Seventh Definitive Issue (1904–07) distributed by her to Spanish post offices and ports which did not receive UPU specimens from Madrid.

Figure 60: Latest known example of local 'MUESTRA' overprint.







Figure 61: 'MUESTRA' handstamp in blue on 1918 War Tax stamp (no UPU specimens produced).

Figure 62: Earliest 'ULTRAMAR' handstamp known to the author.

Figure 63: Gibraltar Postmistress 'ULTRAMAR' handstamp with cancellation as sent to Cape Verde.

are known. In an identical all caps, sans-serif face, the overprint reads 'MUESTRA' (SAMPLE in Spanish) or 'ULTRAMAR' (OVERSEAS in Portuguese). Figure 58 illustrates one of the earliest appearances of this handstamp in a partial impression upon the Second Definitive Issue (December 1886) 4d value. The overprint appears on other values of this issue in the author's exhibit, along with examples on the Fourth Definitive Issue (November 1889), the Fourth Definitive Issue New Values and Colours (1895), the Sixth Definitive Issue (May 1903), and in the Seventh Definitive Issue (1904–07) as shown in Figure 59 on the 2d value. The latest appearance known to the author is the Tenth Definitive Issue (1921–27) February 1926 printing of the 6d value shown as Figure 60. The only non-black overprint known to the author appears on an example of the 1918 War Tax stamp, for which there were no UPU specimens, in which the 'MUESTRA' overprint was handstamped in dark blue ink (Figure 61).

Mr Maurice Ramagge of Gibraltar provided details regarding correspondence he found in Gibraltar Post Office files. A series of letters written at the beginning of the reign of King Edward VII accompanied specimens sent to a series of Spanish and Portuguese ports with which Gibraltar had commerce. The Spanish addressees were Ceuta, Las Palmas, and Majorca.

There is also evidence, as might be expected, that Miss Creswell (and her successors) sent specimens to nearby Spanish post offices. Mr Ramagge was shown a ledger page, during a 1986 visit, at the post office in Tarifa. The sheet contained 'MUESTRA' overprints on Gibraltar stamps of the first three reigns. This is particularly interesting because during the period covered this coastal village was not on any main routes – the road to Cadiz from Gibraltar was an inland, mountain route until more recently.

Gibraltar stamp expert, J. L. Rodriquez, of the town of Guadacorte (near Gibraltar), recently described seeing postcards from Miss Creswell bearing 'MUESTRA' – overprinted Gibraltar stamps on their message portions. Mr Rodriguez observed these in the post office files at San Rogue, the little Spanish hilltown through which overland mail from nearby Gibraltar normally travelled.

The 'ULTRAMAR' overprints appeared during generally the same period as the 'MUESTRA' overprints. Figure 62 illustrates the first such overprint known to the author (the 50 centimos value from the Fourth Definitive Issue (November 1889). (The set of letters from Miss Creswell in the Gibraltar archives reported by Mr Ramagge included one sending specimens to the Portuguese-controlled port of Funchal.) Similar overprints exist for several values of the Sixth Definitive Issue (May 1903).

An example of the 1d value of that issue exists with both the overprint and a portion of a Gibraltar cancellation. Figure 63, a one-shilling value of the Seventh Definitive Issue (1904-07), bears the 'ULTRAMAR' handstamp and an almost complete cancellation.



Figure 64: 'MUESTRA' multiple overprints, the only multiples of the Gibraltar Post Office local exemplars known to the author.

The set of letters described by Mr Ramagge contained one not previously mentioned here – a peculiar one. The letter Miss Creswell wrote to Cape Verde indicated that the specimens were cancelled 'as usual'. This both confirms that specimens were regularly sent, and that for some reason (additional security?) those to Cape Verde were both overprinted and cancelled.

The need for additional security is confirmed by a registered cover recently shown the author by Gibraltar philatelic expert and author, Mr Richard Garcia. Sent from Tangier to Paris on 13 April 1906, the normal postage was paid with King Edward VII Gibraltar 'Morocco Agencies' overprinted stamps of 25 centimos and 20 centimos. Clearly also on the cover at the time of mailing – based upon the blue crayon registration lines – were similar Gibraltar 'Morocco Agencies' stamps of 5, 10 and 50 centimos, and 1 and 2 pesetas. Each bore the Gibraltar Postmistress' 'ULTRAMAR' overprint. Somehow, a set of the specimens provided to a Portuguese post office got into the hands of someone philatelic soon after they were sent. H. Molinary, the standing clerk who registered the letter, was apparently somewhat scrupulous; only the two normal stamps were cancelled.

The latest use of the 'ULTRAMAR' handstamp known to the author appears on the Eighth Definitive Issue (1907–12) both with and without the additional cancellation.

Only two multiples of either of these local overprints are known to the author. These are a pair of the 2d value of the Tenth Definitive Issue (1921–27) and a pair of the 1/– value from the Eleventh Definitive Issue (1925–32), both overprinted 'MUESTRA', shown here in Figure 64.



Figure 65: Portuguese overprint 'ULTRAMAR' on UPU specimen of ½d value handstamped before distribution to a colony.



Figure 66: Unique combination of plate number marginal UPU specimen overprint with receiving country 'COLONIAS' handstamp applied in Lisbon in purple for distribution to a colonial post office.

E. Receiving-Country Overprints

UPU specimens additionally overprinted by the country to which they were sent appear in various configurations, with the added notations denoting different uses. A well-known example occurs when specimens destined for colonial post offices passed through the mother country's postal authorities before transmittal to the ultimate destination. During a significant period, Lisbon overprinted the UPU specimens with its own handstamp before transmittal to the colonies. Figure 65 shows an example bearing the overprint 'ULTRAMAR' on the ½d value of an entire set of the Sixth Definitive Issue (May 1903) in the author's exhibit. The overprint is in a dark purple ink on those values in this set which are on a white paper; interestingly, on the 1d, 2½d, 8/–, and £ values printed on coloured paper the overprint was rendered in black ink.

In the author's exhibit are a number of examples similarly overprinted 'COLONIAS' (COLONIES in Portuguese) by the government of Portugal for distribution to a colonial post office (probably Angola). Among the five specimens from the Ninth Definitive Issue (1912–24) thus overprinted in purple is an example of the 8/– value in a UPU plate-number corner marginal example. This is the only such UPU example from Gibraltar known to the author. That it also bears the additional 'COLONIAS' overprint is extraordinary (Figure 66).

Other well-known receiving-countries overprints are shown in Figure 67 from the French Congo Secretariat, and in Figure 68 from the French Gabon Secretariat. These were applied at the receiving country rather than at the central colonial office.

The probable reason for these large overprints from the two French colonies is found in the remarkable intact ledger sheets from the French colony of Madagascar which are in the author's exhibit. One portion of these covers the entire reign of King Edward VII. The ledger sheets are large tan pieces of paper bearing pre-ruled boxes. They are serially stamped with page numbers in blue in the upper right-hand corner. From the sequence of numbers it is obvious that the books were used to mount the various specimens from throughout the world in the order received from the distribution centre. There is a large gap between the first and second





Figure 67: French Congo Secretariat receiving country overprint on ½d value of the Ninth Definitive Issue (1912–24).

Figure 68: French Gabon Secretariat receiving country overprint on 8/– value of the Ninth Definitive Issue (1912–24).

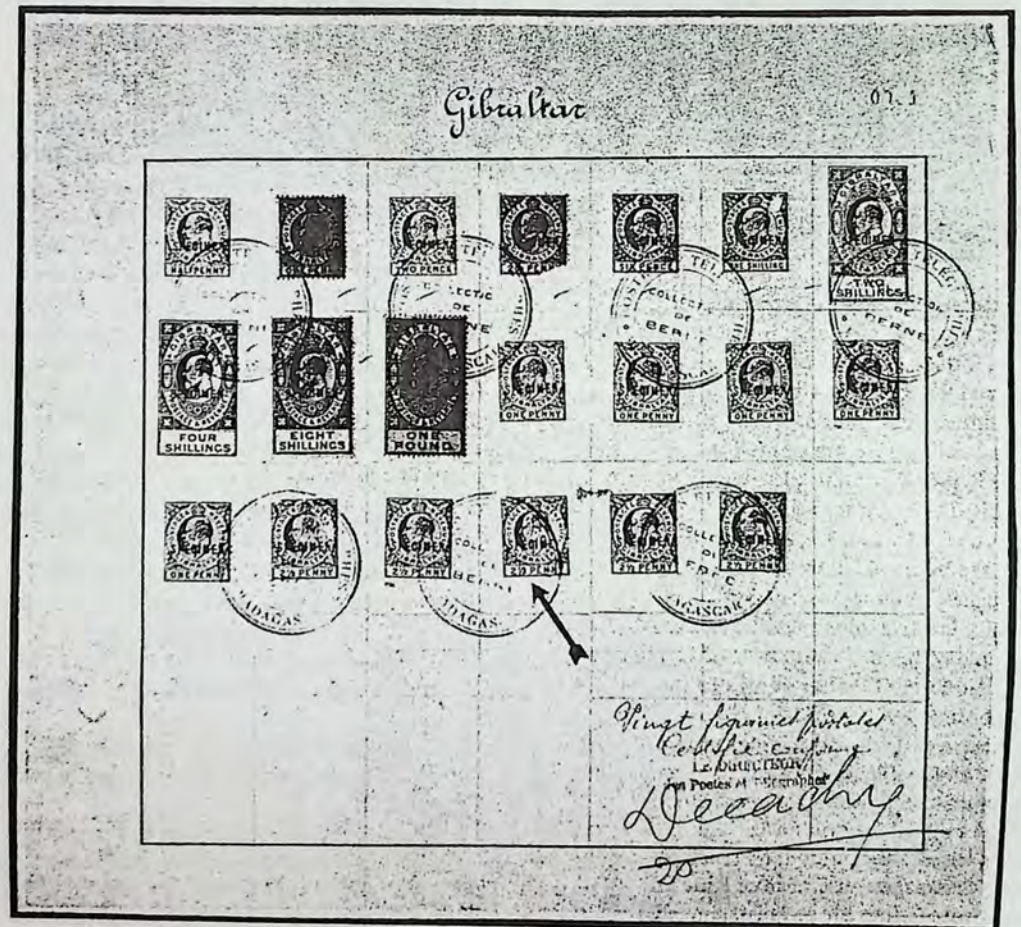

Figure 69: Receiving country ledger sheet of UPU Gibraltar specimens from Madagascar containing the Eighth Definitive Issue (1907–12) reduced 50 per cent and folded to shorten the sheet.

Gibraltar sets. The word 'Gibraltar' is hand-written in different inks and styles at the top of each page. The first set, distributed by the government in Paris to Madagascar as a single complete set, appears with one example of each value. The two values of the Eighth Definitive Issue (1907–12) which were printed in 1907 – the 1d and 2½d – are represented by five examples of each. Apparently, with this set Madagascar began receiving its UPU specimens directly from Berne in the number distributed to each member country. The remaining values of the Eighth Definitive Issue, which were printed after 1907 appear in triplicate. This is because during 1907 the UPU reduced the number of examples sent to each member country to three.

Figure 69 illustrates a portion of one of the ledger sheets. The circular stamp tying the stamps to the page, when translated, reads 'Collection of Berne/Director of Postage and Telegraph/Madagascar'. Interestingly, one of the UPU specimens on this page bears the variety 'Large 2' in the value tablet of the 2½d of the Eighth



Figure 70: Madagascar receiving country ledger sheet containing portions of the Ninth Definitive Issue (1912–24); unlike the previous figure, this page does not contain the red handstamp tying individual specimens to the page (50 per cent actual size).





Figure 71: Bechuanaland handstamp BE2a on 1918 War Tax stamp.

Figure 72: Bechuanaland BE2a overprint plus green auditor's crayon stroke from the GPO archives.

Definitive Issue. This constant variety would normally appear twelve times in all of the UPU specimens for that issue.

The author's collection also contains a ledger sheet from Madagascar containing portions of the Ninth Definitive Issue (1912–24) noted as having been received on 29 June 1912. Unlike the earlier ledger sheets, this does not contain the red handstamp tying the individual specimens to the page. These examples, had they been removed from the receiving country pages (as have many of the individual examples from other countries), would not be identifiable as to the receiving country through whose hands they passed. A portion of this ledger sheet is shown as Figure 70.

Sometime after 1937, a collection of UPU specimens from Bechuanaland was delivered to the General Post Office archives in London. Various of these specimens had been locally-overprinted by the receiving country with handstamps (labelled BE2 and BE2a by Samuel). Figure 71 is an example of the 1918 war tax stamp, not issued as a UPU specimen, bearing the BE2a overprint. Other copies bore both an overprint and a green crayon auditor's stroke. Figure 72, the 4/– value of the Tenth Definitive Issue (1921–27), serves as an example.





Figure 73: 1½d value in the same Tenth Definitive Issue set from the GPO archives, with the green auditor's crayon stroke, but no handstamp.

Figure 74: Bechuanaland UPU specimen of the ½d value from the same GPO archives as the two previous figures: identifiable through provenance and the quadrille-ruled paper used for mounting.



Figure 75: UPU specimens from the Sixth Definitive Issue (May 1903) 'destroyed' by a colonial postmaster in evasive compliance with the Crown Agents' circular.

Some examples bore only the auditor's crayon mark on the normal UPU specimen. Figure 73, the 1½d value from the same set of the Tenth Definitive Issue as the previous illustration (contained in the same holding from the General Post Office archives), illustrates such a mark. Most interesting are those examples of the same provenance which bear neither the additional overprint nor the auditor's green crayon mark. Figure 74 illustrates one such – the ½d value from the same Tenth Definitive Issue set as the previous two illustrations. This particular example is easy to identify because it is on a fragment of the lightly cross-ruled paper on which the value illustrated in Figure 73 and others of this same set were affixed. Other examples in the author's exhibit have been identified both by provenance and by the distinctive brown fibres of the paper on which sets from certain periods were mounted. Additionally, values from particular periods exhibit a similar fading and aging characteristic which is easily identified through comparison with known exemplars.

F. Limited Only by the Ingenuity of Our Predecessors

On 21 July 1906 the Crown Agents, having learned that some colonial postmasters were distributing specimen stamps as gifts to friends, sent a circular ordering the cessation of this practice and the immediate destruction of any specimens not needed. One clever postmaster's apparent handywork, illustrated as Figure 75, demonstrates that there was more than one way to 'destroy' a specimen. The black ink blocks, applied by hand, obliterate UPU overprints which can still be seen when the two stamps are held at an angle to catch a reflection.

Certainly many readers will possess such oddities, which, when paired with appropriate correspondence available in various of the archives, can produce a similar interesting – and perhpas even valid – hypothesis. Were all explanations clearcut, philately would lose much of its appeal.

[Correction: The first section of this article on 'Specimens' (THE LONDON PHILATELIST, April–May 1990, pp 93–103) implied that issuing countries broke panes of 'SPECIMEN' overprinted stamps into strips of the number required for distribution to UPU member countries. In fact, the panes were divided in Berne by the UPU staff (my colleague James Bendon kindly provided this clarification while reviewing the article for accuracy in aspects concerning the UPU).]

EMPIRE ECHOES

CURZON

The "Cancelled" Scandal

LOT 73 of the Harmers of London sale on 12th May was a Barbados item: "1861 Clean-cut perf. 14 to 16 ½d deep green, rare CANCELLED in oval of bars, part o.g., straight edge at right, fine. Only six copies of this stamp were produced and were presented to Mr Pearson Hill, the son of Sir Rowland Hill, in 1861".

This recalls a scandal which, although it has been detailed in the *London Philatelist* and later in *The Perkins Bacon Records*, is not well known except perhaps to those whose interests include the classic recess stamps printed by Perkins Bacon before 1861.



On 18th April 1861, Ormond Hill (Pearson Hill's cousin) wrote to Perkins Bacon from Somerset House asking if they could let him have "a few of the Queensland stamps from the spoiled with the word Specimen printed across each". He further wondered if Perkins Bacon "could oblige me by giving me specimens of the stamps from time to time as you print them". Six days later, on the 24th, Ormond enlarged on this and asked for six stamps of each kind.

On 15th August, that is 120 years ago this week, Perkins Bacon sent him a list of all the postage stamps they had printed, accompanied by six examples of each stamp listed. (Consultation of Gibbons' *Part I* shows that the colonies involved would appear to be Bahamas, Barbados, Cape of Good Hope, Ceylon, Mauritius, Natal, Newfoundland, New Zealand, Queensland, St. Helena, St. Lucia, St. Vincent, Tasmania, Trinidad, Victoria and Western Australia.) On 25th October, however, Perkins Bacon wrote to Ormond Hill to the effect that the Crown Agents had "taken very great offence" at their supplying stamps and had instructed Perkins Bacon that they must not do so again.

The stamps which Perkins Bacon provided to the Hills seem to have been obliterated by the word CANCELLED within an oval of bars. The only reference to their existence in Gibbons seems to be under Victoria, in a note after SG 43. Only seldom do they crop up in auctions. Sir John Wilson's *The Royal Philatelic Collection* shows that the collection includes a fair sprinkling of stamps overprinted "cancelled" but is unclear as to whether they are the Perkins Bacon/Hill "cancelled" overprints or some other overprint applied for a different reason.

The Barbados item offered by Harmers last May was estimated at £400. Its desirability was shown by its realisation: £800.

ey beer mat card.

Postal Stationery

In May, "Empire Echoes", included an extended reference to postal stationery. This brought additional information from Graham Smeed of the Malta Study Circle (hon. secretary F. Gray, 69 Stonecross Road, Hatfield, Herts. AL10 0HP). On 24th April 1980, it seems,



Malta registration envelope insignia.

Malta issued an undenominated registered envelope, in three sizes: G, 156 × 95mm, selling at 4c.; H, 203 × 120mm, at 5c.; and K, 292 × 152mm, at 7c. Announcing the issue of the new format, the Postmaster General said "The envelopes are made of white duplex manilla paper, with the emblem of the Republic of Malta circumverted by the words MALTA-REGISTRAZZIONI in the top right corner".

The Malta Study Circle is famous for the range and quality of its study papers; Mr Smeed has written one on postal stationery. Curzon has not seen it, but if it be as good as those he *has* seen, it can be recommended.

Thank You, Anon.

On 11th June, "Empire Echoes" included the sentence "Although postal stationery is much less used than it was, this practice of printing social or commercial data on postal stationery cards still exists". An anonymous reader in Jersey kindly provided, postmarked 18th June, an example of the reverse: social or commercial data printed as a postcard (though not a postal stationery postcard, alas). What was it? A beer mat, 110 × 92mm, advertising

(Continued on page 457)





Specimens

BY WILLIAM LEITH

SPECIMENS are no exception to the rule that every field has its classics. In his book on the subject, Marus Samuel — who is acknowledged as the world authority — gives pride of place in his table of relative rarity to the set of Specimen stamps of their issued stamps which were presented by Perkins Bacon to the family of Sir Rowland Hill. These have a "barred oval" obliteration which reads: "CANCELED". He classifies that overprint as ɔe P1.

ıt was a generous gesture that cost Perkins Bacon dear for the Crown Agents were not pleased that this lavish free-handedness with items that they regarded as their own property. Very occasionally examples do turn up at auction and last year a rejoined vertical pair of the Barbados 1855/7 1d pale blue were sold during a specialised sale of Specimens, in London. They made £1950 — three times the auctioneer's estimate.

Sir Edward Bacon, in a paper published in the *London Philatelist* in 1929 described how, in the records of his family firm, he had come across correspondence relating to the presentation. The firm had received requests from Ormond Hill, then working at Somerset House and Pearson Hill, son of Sir Rowland, asking if they could have specimens for themselves and for collector friends. In April 1861, six copies of each stamp in their possession were sent to Pearson Hill, saying that one of each was for himself and for his father and would he forward the remaining six copies to Ormond Hill.

The stamps were obliterated in deep black ink with the word cancelled in oval bars — and the handstamp used was one that the firm had ›plied to the Government of Chile, in ,ptember 1860. This was struck, generally, across one or two corners of the stamp. On some stamps, only part of the bars can be seen. Although these specimens are totally philatelic, they are fine impressions. The following stamps are known to have received the cancellation:

Bahamas, 1860 (perf. 14 to 16) 1d. lake;

Barbados, 1856/7 white paper, imperf. (1d.) blue.

The presentation came to the attention of the Agent General, Penrose Julyan who seems to have felt that it typified the lax security at Perkins Bacon. The company were instructed to forward dies, rollers and plates — which were the property of the Crown Agents — to their office. In 1862, most of the Colonial printing contracts were awarded to De La Rue & Co. Samuel considers that there may well be other examples of "presentation" sets of Specimens.

Sir Edward recounts how he had spent much time trying to secure copies for the Royal Collection. Most of the overprints are on actual stamps but some were on proof impressions.

As the handstamp used was that supplied to Chile to cancel postage stamps Sir Edward was unable to determine whether any specimens of Chilean stamps had been among those supplied to the Hill family but he suggested that the combination of deep black ink and a careful impression would indicate a Specimen.



St Vincent 1861 imperf. 1d deep rose red and 6d deep green (no watermark).

The Crown colonies and values for which the Hill Specimens are known to exist are:

Bahamas, 1860 perf. 14 to 16, 1d. lake;

Barbados, 1856-57 white paper imperf. (1d.) blue;

Ceylon, 1861, watermark large star, perf. 14 to 16 2d. yellow-green, 5d. chestnut, 1/- dull violet; intermediate perf. 14 to 16 1d. deep blue, 4d. dull rose, 8d. brown; watermark large star, rough perf., 2/- blue;

Ionian Islands, 1859 (½d.) orange, (2d.) carmine;

Mauritius, 1859 imperf. (9d.) dull magenta, 1/- vermilion;

Natal, 1859-60 perf. 14, 1d. rose-red, 3d. blue;

Newfoundland, 1860 imperf. 4d. orange vermilion, 1/- orange vermilion, 1861 imperf. 5d. pale red brown;

New South Wales, 1854 proofs imperf. 6d. red-brown, 1/- deep blue;

New Zealand, 1855, watermark large star, imperf. 1d. dull carmine, 2d. dull blue, blued paper, 1/- yellow-green, blued paper;

Queensland, 1860-61, watermark small star, perf. 14 to 16, 1/- dull violet, "Registered" olive yellow, watermark small star, perf. 14, 1d. carmine-rose, 2d. blue; watermark small star, rough perf. 14 to 16, 6d. deep green;

St. Lucia, 1860, watermark small star, perf. 14 to 16 (4d.) blue, (6d.) green;

St. Vincent, 1861, no watermark, imperf. 1d. deep rose red, 6d. deep green;

South Australia, 1855, watermark large star, imperf., 1d. dark green, 2d. dull carmine, 6d. deep blue, 1/- violet;

Tasmania, 1855, watermark large star, imperf. 1d. carmine, 2d. green, 4d. blue;

Trinidad, 1859 imperf. 4d. dull purple; 1861 rough perf. 14 to 16 (1d.) rose-red, 1/- deep bluish purple;

Victoria, October 1856 "Queen on Throne" imperf. 1d. yellow-green;

Western Australia, 1861, watermark Swan, rough perf. 14 to 16, 1d. rose-carmine, 6d. purple, blued paper, 1/- deep green.

Sir Edward suspected, but had not seen, specimens of the following countries and values: Barbados, (½d.), (4d.), 6d., 1/-; Cape of Good Hope, 1d., 4d., 6d., 1/-; Ceylon, 6d., 9d., 10d., 1/9d.; Grenada, 1d., 6d.; Ionian Islands, (1d.); Mauritius, several stamps of the Britannia design; New Brunswick, 3d., 6d., 1/-; Newfoundland, 1d., 2d., 3d., 6d., 6½d., 8d.; New South Wales, Proofs of the Diadem issue, 1854-56, 1d., 2d., 3d., 5d., 8d.; Nova Scotia, 1d., 3d., 6d., 1/-; Queensland, 3d.; St. Helena, 6d; St. Lucia, (1d.); Tasmania, 1858 6d., 1/-; Trinidad, 6d.; Victoria, 1856 Queen on Throne 6d.; Western Australia, 2d., 4d.; Chile, 1855-60, 1c., 5c., 10c., 20c.

References: *Specimen Stamps of the Crown Colonies 1857-1948; London Philatelist,* May 1929; paper by Sir Edward Bacon.

Mystery Post Office No. 28

M. R. HEWLETT



The picture gives no clue to location and the card is unused but there was a faint pencil mark indicating that the Post Office was situated somewhere in Monmouthshire, possibly Ebbw Vale. Is it?

LP Jan 35

Stamps of Messrs. Perkins, Bacon & Co.'s Printing with the Obliteration "CANCELLED."

By SIR EDWARD D. BACON, K.C.V.O.

IN a paper read before the Society some five years ago* I gave the history and a list of specimens of our colonial stamps, which are found obliterated, usually across one of the corners, with part of the word "CANCELLED" between bars, in black ink.

Since then up to last month I had only come across three new varieties to add to the list, but there then appeared in a London auction room an extraordinary collection, which caused quite a flutter of excitement amongst those who got to hear of it. The collection was in a copy of the second edition of Justin Lallier's *Album* of 1863 and all the stamps were stuck tight down to the pages. The book contained comparatively few issued stamps, all of which were of little or no value, but included in it were no less than sixty-two copies of the "CANCELLED" varieties, some rare proof impressions of the Perkins, Bacon line-engraved Great Britain stamps overprinted "SPECIMEN," after they had been fixed in the album, and a few early colonial "SPECIMEN" stamps, including a copy of the imperforate 2½d. British Columbia and Vancouver Island, of which an illustration was given in the last number of the journal.

The collection was originally made by Mr. George B. Robertson, of the Stamping Department at Somerset House, who, according to a statement written in the album, gave it to his wife. There can be little doubt that the "CANCELLED" stamps therein were given to him by Mr. Ormond Hill, of the same Department at Somerset House, who received four sets of the stamps from Messrs. Perkins, Bacon & Co. in August, 1861, the remaining two sets being presented, one to Sir Rowland Hill and the other to his son, Mr. Pearson Hill.

Of the sixty-two varieties, twenty-three, now happily in the Royal Collection, are additions to the list I gave in my paper of May, 1929. These are :—

BARBADOS. 1861. Clean-cut perf. 14 to 16.
(½d.), deep green.
1861. Rough perf. 14 to 16.
6d., rose-red.

CAPE OF GOOD HOPE. 1858. Watermark Anchor. White paper. Imperf.
1d., rose-red.
4d., blue.
6d., lilac.
1s., yellow-green.

CEYLON. 1857–59. Watermark Large Star. Imperf.
10d., orange-vermilion.
1s. 9d., yellow-green.
1861. Watermark Large Star. Intermediate perf. 14 to 16.
6d., brown.
Watermark Large Star. Rough perf. 14 to 16.
9d., brown.

* *The London Philatelist*, May, 1929.

50x2, 51

GRENADA. 1861. No watermark. Rough perf. 14 to 16.
1d., bluish green.
6d., rose.
IONIAN ISLANDS. 1859. (1d.), blue.
MAURITIUS. 1858. (No value), blue. (Unissued variety.)
1859. 6d., blue.
NEWFOUNDLAND. 1861. 6d., rose-lake.
6½d., rose-lake.
ST. HELENA. 1856. Watermark Large Star. Imperf.
6d., blue.
ST. LUCIA. 1860. Watermark Small Star. Perf. 14 to 16.
(1d.), rose-red.
TASMANIA. 1858. Watermark double-lined numerals of value. Imperf.
6d., dull lilac.
1s., vermilion.
TRINIDAD. 1859. Imperf. 6d., deep green.
VICTORIA. 1858. "Queen seated in the coronation chair." Imperf.
6d., blue.

The collection also included three of the stamps of Chile: the 5 c., brown-red on blued paper of the issue of 1855, and the 10 c., blue on blued paper and the 20 c., green on white paper of the issue of 1861–62.

It will be seen that every one of the new varieties is named on the list of possible stamps that I mentioned in my previous paper might exist with this special form of cancellation. The Chile specimens can be identified from postally used stamps with the same obliteration by the deep black ink and clear impression of the cancellation.

The Royal Philatelic Society, London.

THE MAY EXHIBITION.

GENERAL NOTE. Specialists generally know what items in their collections are of exceptional rarity and they are invited to report any item to headquarters which they estimate to be of sufficient interest for this Exhibition.

A connected piece of a stamp of low catalogue value may well exceed in interest a popular standard rarity. A certain variety may be easily collected, but in condition in which a particular collector holds a stamp it may be a very striking example for exhibition purposes.

Detailed want lists follow of special items which may or may not exist, but some of which it is hoped will be offered for display, but this is not necessarily a complete list, and it may be that it is drafted from an unduly optimistic point of view, and collectors are invited to exercise their judgment in sending in details of any relevant material, and they are also invited to err on the side of reporting too much.

CROWN COLONIES 1935

JUBILEE ISSUE

K. PALMER & L. LUCAS

RECENTLY in his 'Empire Echoes', Curzon has described the interesting marks to be found on the Crown Colonies' issue for the Silver Jubilee of King George V in 1935. He has also referred to the notable collection of these marks by the late Eric Bloch. Unhappily this collection seems to have been dispersed and, as Curzon points out, the mass of information that went with it may have been lost to posterity.

Both authors of this article were given invaluable help by Eric Bloch when starting their own researches. Based to a large extent on his records, they have compiled check lists of the stamps issued and, from marks where known, the relevant vignette plates used in their printing.

The design of the issue was prepared in the studios of Waterlow and Sons Ltd. who subsequently engraved master dies for the frame and vignette elements, which were printed in different colours (the monochrome Newfoundland set is excluded for the purposes of this article). Duplicates of these two master dies were supplied to Bradbury Wilkinson and Co. Ltd. and De La Rue and Co. Ltd., the printing of the 172 stamps being divided between the three firms.

The plates, prepared by each firm from Waterlow's master dies, consisted of 60 subjects. The vignette plates were used in pairs to print 120 subjects and the sheets were then cut in half so that the frames could be added, using single frame plates. Thus the final post-office sheets consisted of 60 stamps and, since serial numbers were applied at the start of the operation, only half the sheet had such numbers.

Principal Marks of the Waterlow Vignette Plates

Waterlow and Sons did not incorporate plate numbers in their sheets and there is not a generally accepted plate marking system in use at present. The total of plates used is still not known but, from a study of constant marks, two plates can be distinguished immediately. The authors have allocated numbers to these two plates for subsequent reference and, in the descriptions which follow, the letters in brackets identify the positions in the diagram of the features referred to:–

Stamp Number	Description of Marks	Plate Number
13 (Row 3/1)	Dot in sky above conical turret (j)	1
30 (Row 5/6)	Damage to, or near turret extreme left (c)	1
7 (Row 2/1)	'Split pea' in sky above turret extreme left (c)	2
11 (Row 2/5)	Smudge in sky to left of Round Tower (e)	2
22 (Row 4/4)	Short line over Chapel between pinnacles (h and i)	2
53 (Row 9/5)	Short vertical line at water's edge under trees at right (k)	2
59 (Row 10/5)	Dot high in sky between turrets (c and d) and dot on top edge of spit of land (a)	2
60 (Row 10/6)	The 'Flying Kite' and 'Floating Log' varieties. The Kite is a squiggle emerging from the trees at left (b), sometimes covered by the frame. The Log is a short line in the water near the point of the split of land (a) and can be found in two distinct positions; nearly vertical, or horizontal.	2

Plate 2 appears to be especially prolific of markings and, in addition to those detailed above, other marks are known though they are mostly of a minor nature. Two stages of this plate apparently exist, now referred to as 2(A) and 2(B) and identifiable by the following combinations:–

Log in the near vertical position on number 60; 'Split Pea' missing on Number 7, but all the remaining Plate 2 markings to be found.	Plate 2(A)
Log in the horizontal position on Number 60; Smudge missing on Number 11, but all the remaining Plate 2 markings to be found.	Plate 2(B)

As means of locating the various marks, which will be described in this article, a diagram indicating the outline of the vignette is shown; the principal features have been lettered and will be designated as follows:–

a. Spit of land
b. Trees at left
c. Turret extreme left
d. Turret left of Round Tower
e. Round Tower and Flagstaff
f. Turret right of Round Tower
g. St. George's Chapel
h. Left hand pinnacle of Chapel
i. Right hand pinnacle of Chapel
j. Conical Turret
k. Trees at right.

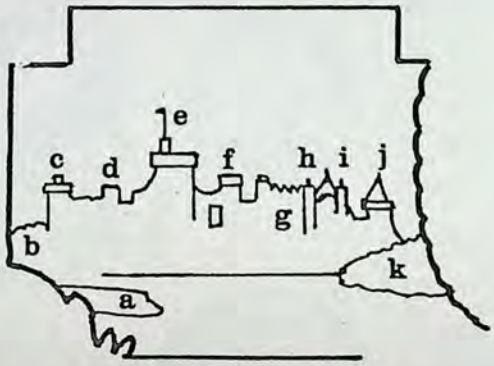

Check list of Waterlow Vignette Plates

The aim is to show the plates used for each value. Though many gaps exist, values that have been identified are marked with a cross. The opportunity has also been taken to include the number of printings for, as will emerge, the authors believe that they may well have a bearing on the two stages of Plate 2.

		PRINTINGS	PLATE 1	PLATE 2(A)	PLATE 2(B)
Ascension	1½d	2			x
	2d	2			x
	5d	2		x	x
	1s	2			x
Barbados	1d	1	x		
	1½d	1	x		
	2½d	1			
	1s	3		x	x
Bermuda	1d	1			
	1½d	1			
	2½d	1			
	1s	2		x	x
Cyprus	½p	1			
	1½p	2			x
	2½p	1			
	9p	1			
Grenada	½d	3		x	x
	1d	3		x	x
	1½d	3			x
	1s	3			x
Leewards	1d	1	x		
	1½d	1	x		
	2½d	1	x		
	1s	2	x	x	x
Montserrat	1d	2			
	1½d	2			
	2½d	1			
	1s	2			
Nigeria	1½d	2		x	
	2d	2		x	
	3d	2			
	1s	2			
Nyasaland	1d	2		x	
	2d	1			
	3d	1		x	
	1s	1		x	
St. Christopher	1d	3	x		x
	1½d	1		x	
	2½d	1	x		
	1s	3		x	x
St. Vincent	1d	1			
	1½d	1			
	2½d	1			
	1s	2			x
Somaliland	1a	1			
	2a	1		x	
	3a	3		x	x
	1s	3			x
Straits	5c	1	x		
	8c	1			
	12c	1	x		
	25c	1	x		
Turks & Caicos	½d	2		x	x
	3d	1		x	
	6d	1		x	
	1s	1		x	
Virgins	1d	3	x	x	x
	1½d	3	x	x	x
	2½d	3	x	x	x
	1s	3	x	x	x

(Continued on page 1165)

ATELY FOR FUN

16

IAN McQUEEN

t Routes

examining covers from the
e correspondence it often
two items are identical,
luplicating each other in
except date. There are
ever, when the transit mark-
: to indicate different routes
n taken by the mail in being
ween the same two places.
to Guernsey provides an
n 1865, a letter posted on
th June went through Lon-
: 27th and reached Guernsey
1. Jus[illegible]er two years later, in
milar letter left Bristol on
6th September, was marked
at Weymouth on the 17th
d in the island post office on
It is possible, of course, that
took the same route, Bristol-
'eymouth-Guernsey, but it
reasonably likely that the
ver which went through Lon-
ssed the Channel from
ton, and that the later one
:t from Bristol to Weymouth
it on the mailboat there.
communication to Guernsey
ce, even from Normandy and
seems usually to have taken a
rect route. Letters from St.
port which had a regular and
ail service to Jersey, would
go that way. But from Gran-
tter marked *voie de Jersey* and
Thu[illegible]y 2nd May 1867 bears
ich datestamps of CHER-
A PARIS 2nd May and PARIS
S 3rd May.
it presumably crossed the
to England before taking yet
ship to Guernsey from Wey-
r Southampton. It must have
about 600 miles when it only
to go less than fifty. An
l point of interest is that it
reached its destination sooner
oundabout route than if it had
ait for a ship from Normandy,
the letter arrived at Guernsey
lay, 4th May. Quite an achieve-
doubt whether the airmail
could manage it so quickly
ore than a century later.
ight expect that, with a next-
ice operating from St. Malo,
te would have been used for
Guernsey from places nearby.

Not so; for the ordinary post even from places like Lannion and St. Brieuc, not to mention Dinan which is virtually adjacent to St. Malo, went by the Brest-Paris train and then on *via* Calais in just the same way as did letters from Granville.

Letters from Paris to Guernsey were commonly datestamped in London, perhaps because they had not already been sorted *en route*. Service was very fast; just two days, even over the Christmas period, for I have a letter of 1863 despatched from Paris on Thursday, 24th December, datestamped LONDON/PAID on Christmas Day and struck for arrival in Guernsey on Saturday, 26th December.

Continuing the theme, but turning towards the Levant mail of the 1890s, consider two fairly contemporaneous letters from the same sender in Beyrouth to the same addressee in Berlin. In late 1895 it goes *via* Smyrna and Constantinople and takes eight days in transit (Fig. 1), but on Leap Year Day 1896 it goes *via* Alexandria and takes thirteen days (Fig. 2). The first presumably travelled by ship or ships to the Turkish capital and thence by the Orient Express railway to Western Europe. The second was probably shipped by the Egyptians to Brindisi and then put on the train for Berlin. It appears that the British postmaster at Beyrouth just sent off his mail by the first ship which was willing to take it, regardless of whether it was heading



Fig. 1

Fig. 2



northwest or southwest, but there does seem to have been a considerable difference in the time taken, depending upon which route was chosen.

Isn't it a pity that nowadays so little of our mail is datestamped for transit and arrival, for a lot of fun can be had, even with very ordinary and inexpensive covers, in following the journeys on which these old-timer letters went, especially when inconsistencies arise to whet the appetite of the curious.

COLONIES' 1935 JUBILEE

(Continued from page 1147)

It will be seen that Plate 2(B) does not occur where only one printing was made of a particular value. It has already been indicated that the check list is not complete, but nevertheless evidence so far suggests that Plate 2(B) variations, which were probably due to wear, arose during second printings. However, one sheet (Virgins 1d) has been seen showing both the number 7 and Number 11 markings and with the log in horizontal position. It is assumed that this sheet caught the plate in the process of change. The authors would be interested to learn of any other values showing numbers 7 and 11 on the same sheet and also to hear from readers able to fill any of the gaps in the check list.

From their own researches the authors are certain that other plates exist, but they have insufficient evidence at present to incorporate them in the check list. Details of any marks which would help to identify them would be most welcome.

Bradbury Wilkinson Silver Jubilees

Bradbury Wilkinson used four plates of 60 to print their share of the 1935 Silver Jubilee issues; for Bechuanaland, British Honduras, Falklands, Gambia, Gibraltar, Gilbert & Ellice, Gold Coast, Hong Kong, Jamaica, Malta, Newfoundland, Seychelles, Sierra Leone, Swaziland and Trinidad. There were no plate numbers.

The major flaw, listed by Gibbons, on the Bradbury Wilkinson Silver Jubilee printings is the flaw known as the "extra flagstaff". This occurs on row 9 stamp 1 on one of the four panes (stamp No. 49 on the sheet). It has not been recorded for Gilbert & Ellice or Newfoundland; while for Falklands and Hong Kong it is recorded on only the 1/- and 5c. respectively. For British Honduras it is recorded on three values but not the 5c.; for Jamaica, on three values but not the 1d. For the other nine territories the flaw exists on all four values.

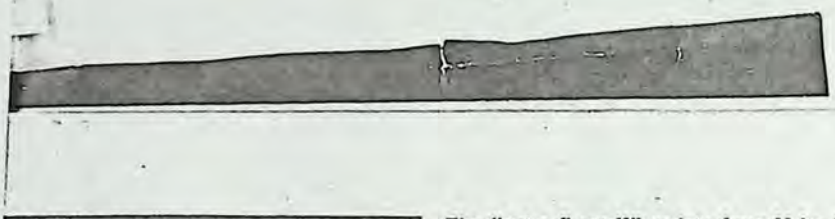

The "extra flagstaff" variety from Malta ½d value.

(Continued from page 713)

This is not the only flaw associated with the Bradbury Wilkinson printings. On another pane occurs the flaw known as the "short extra flagstaff" (row 2 stamp 1; stamp No. 7 on the sheet). On yet another pane occurs the flaw known as the "lightning conductor" (row 1 stamp 4; stamp No. 4 on the sheet). I lack a check list of the values and territories for which these two flaws exist; that they are eagerly sought after was shown at a Harmer's sale last autumn. From the *Philatelic Magazine* for January, 1980 *(The Auctions Tell You)* I have extracted a few realisations of the set in mint blocks of four:

each including Short Extra Flagstaff – Bechuanaland £62, British Honduras (3c. and 25c. only) £33, Falkland £110, Gambia £80, Seychelles £80, Swaziland (2d, 3d, 6d only) £70;

each including Lightning Conductor – Bechuanaland £57, British Honduras (3c., 4c., 25c. only) £44, Gibralta £130.

These flaws doubtless exist for many other values. Other flaws exist, too. The Malta Study Circle (Hon. Sec. F. Gray, 69 Stonecross Road, Hatfield, Herts. AL10 0HP) has published in its handbook *Malta: the Stamps and Postal History 1576-1960* a list of all the flaws which are constant on the Malta Silver Jubilee and which ought therefore to exist on many other Bradbury Wilkinson printings.

On the Short Extra Flagstaff pane there is, on row 8 stamp 6 (No. 48 on the sheet) a vertical hairline left of the round tower.

On the Lightning Conductor pane there is, on row 2 stamp 5 (No. 11 on the sheet), a projection similar to the "lightning conductor" from the right gable.

On the Extra Flagstaff pane there are several flaws: row 3 stamp 2 (No. 14) short vertical line between the two turrets at the extreme list of the castle; row 6 stamp 1 (No. 31) two dots above or left of the name of the colony; row 8 stamp 2 (No. 44) vertical hairline left on the round tower extending from the building to the border; row 9 stamp 2 (No. 50) long vertical hairline left of the round tower; row 10 stamp 2 (No. 56) vertical hairline on the turret left of the round tower.

On the other, final, pane there are two minor flaws: row 4 stamp 3 (No. 21) short horizontal line in the sky between the name of the colony and the left-hand vertical frameline; row 10 stamp 2 (No. 56) short vertical projection on the turret left of the round tower.

These flaws ought to exist, like the three major flaws, on the stamps (though perhaps not all values) of other colonies. The late Eric Bloch was a keen student of the 1936 Silver Jubilees; when he died, his phialtelic estate include a mass of manuscript (and I believe also typescript) notes on flaws and plates of the issue. What became of this carefully collected information, based on sedulous study of sheets and panes of all values of all colonies, I do not know; I hope that it has not been lost to philatelic posterity.

Postal Practice Slogans

A collection can be assembled of slogan cancellations publicising post office services and desirable postal practice. I have four representative slogans beside me as I write: Australia 1947 (Melbourne) SEND MONEY/BY POSTAL NOTE/OR MONEY ORDER, 1953 (Sydney) CHECK ADDRESS/IF INCOMPLETE/ ADVISE WRITER, 1966 (Perth) SENDER'S ADDRESS ON BACK/OF ENVELOPE ENSURES/PROMPT RETURN OF/UNDELIVERED ARTICLES; South Africa 1940 (Capetown) STUUR/GROETETELEGRAMME – SEND/GREETINGS TELEGRAMS.

Four postal practice slogans from South Africa and Australia.



CROWN COLONIES' 1935 JUBILEE ISSUE

K. PALMER & L. LUCAS

PART II

IN a previous article *(25th September 1980)* the authors described the principal marks of the Waterlow Vignette Plates and included a check list of these plates, as used by Waterlows in printing certain values, in the hope that readers would help to fill the gaps. This article deals in similar manner with the vignette plates of the other two printers, who assisted with this issue.

Principal Marks of the Bradbury Wilkinson Vignette Plates

Like Waterlows, Bradbury Wilkinson did not include plate numbers in their sheets. However, in 1936, Douglas Armstrong identified six different vignette plates and his classification is still in use today. The authors have kept to this system, though they believe that two further plates can be distinguished, which they have numbered 7 and 8. The principal marks on the plates are:—

Stamp Number	Description of Marks	Plate Number
14 (Row 3/2)	Short vertical line between turrets at left (c and d)	1
31 (Row 6/1)	Two dots in the sky at top left over the name of the colony (sometimes obscured by the frame)	
49 (Row 9/1)	The 'Extra Flagstaff'—a vertical line rising from a gap in the buildings between the Round Tower (e) and the Turret right (f), up to the height of the real flagstaff	
56 (Row 10/2)	Long vertical hairline extending from the Turret right of Round Tower (f)	
Second Vertical Row	Two vertical hairlines extending virtually the length of this row to the left of the Round Tower (e)	
[illegible] (Row 2/1)	The 'Short Extra Flagstaff'—a short vertical line just to the left of the actual flagstaff	2
48 (Row 8/6)	Long vertical hairline between Round Tower (e) and Turret left (d)	
11 (Row 2/5)	The 'Lightning Conductor'—a short vertical line extending from the right gable of St. George's Chapel to left of pinnacle (i)	3
50 (Row 9/2)	Two long vertical hairlines, one each side of Conical Turret (j)	
21 (Row 4/3)	Short horizontal line in the sky at top left	4
56 (Row 10/2)	Short vertical line extending from turret left of Round Tower (d)	
60 (Row 10/6)	Long vertical hairline extending from left gable of Chapel just to the right of pinnacle (h)	
37 (Row 7/1)	The 'Turret Flagstaff'—a vertical line extending from the left gable of the Conical Turret (j)	5
2 (Row 1/2)	Re-entry to the flag and flagstaff on Round Tower (e)	
26 (Row 5/2)	The 'Double Flagstaff'—a long vertical hairline immediately to left of actual flagstaff	6
49 (Row 9/1)	Short vertical line bisecting a shading line in the sky, resulting in a tiny cross between right hand pinnacle of Chapel (i) and Conical Turret (j)	7
50 (Row 9/2)	Short vertical line mid-way between turrets at left (c and d).	8

Check List of Bradbury Wilkinson Vignette Plates

Most plates exhibit further marks mainly of a minor nature. The authors would be particularly interested to hear of further values depicting the marks assigned to Plates 7 and 8.

On some sheets from later Plate 1 printings the Extra Flagstaff was erased. Instead of making a correction to the plate, a sharp instrument was used to scratch the mark off the sheets before they were released. As a result, remnants of the mark are still to be seen in the sky and it remains untouched between the buildings. The 'Erased Flagstaff' is known only on the 6d and 1/- values of Gambia and ½d, 6d and 1/- values of Malta.

Plate 1 printings of the 5c value of Hong Kong are also of special interest. Some sheets of this stamp have all the relevant marks of Plate 1, but others are missing the Extra Flagstaff and the mark on Stamp 31. Thus the question arises as to whether some sheets were printed before the two marks emerged on Plate 1, or whether they were printed from a properly corrected Plate 1. Since only one printing of the Hong Kong 5c is recorded, the former explanation seems the more likely. Nevertheless, if it were true, other such examples from Plate 1 would be expected and the late Eric Bloch, who specialised in these matters, was of the opinion that the Hong Kong 5c was the only one. Any information supporting one suggestion or the other would be welcome.

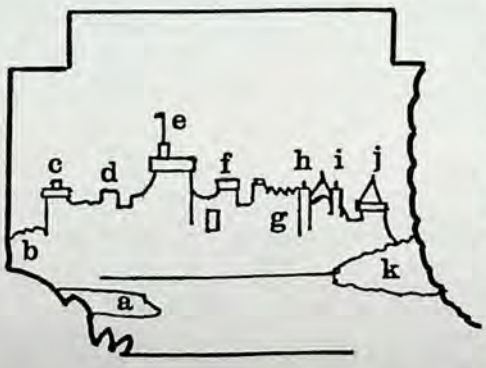

As a means of locating the various marks, which will be described in this article, a diagram indicating the outline of the vignette is shown; the principal features have been lettered and will be designated as follows:—

a. Spit of land
b. Trees at left
c. Turret extreme left
d. Turret left of Round Tower
e. Round Tower and Flagstaff
f. Turret right of Round Tower
g. St. George's Chapel
h. Left hand pinnacle of Chapel
i. Right hand pinnacle of Chapel
j. Conical Turret
k. Trees at right.

Principal Marks of the De La Rue Vignette Plates

De La Rue were the only printers to incorporate plate numbers in their sheets. They appear below the bottom row of stamps—the frame plate numbers under the second stamp and the vignette plate number under the fifth stamp of the row. Thus it would be possible to be quite specific in producing a check list, except for the fact that these numbers were quite often trimmed off in the cutting of the sheets. In such cases identification of the marks found in the plates can be of assistance. Four vignette plates were used numbered 2A, 2B, 4, and 4 with a line (the line appearing under the sixth stamp). By examining the position of these numbers and noting that figure 2 is of a different style to figure 4, it can be shown that 2A and 2B were paired for printing and, likewise 4 and 4 with a line. The principal marks were as follows:—

Stamp Number	Description of Marks	Plate Number
56 (Row 10/2)	Short horizontal projection from battlement of Turret extreme left (b)	2A
45 (Row 8/3)	Dot between Turret right of Round Tower (f) and end of St. George's Chapel (g)	2B
46 (Row 8/4)	Dot to left of the Flag on the Round Tower (e)	4
18 (Row 3/6)	Dash beside Turret extreme left (b)	4 with a line
30 (Row 5/6)	Dot over end of St. George's Chapel (g).	

'BRADBURY' CHECK LIST

		PRINTINGS	PLATE 1	PLATE 2	PLATE 3	PLATE 4	PLATE 5	PLATE 6	PLATE 7
Bechuanaland	1d	2	x	x	x	x	x	x	
	2d	1	x	x	x	x			
	3d	3	x	x	x	x			
	6d	3	x	x	x	x			
Br. Honduras	3c	1	x	x	x		x		
	4c	2	x		x		x	x	
	5c	1							
	25c	2	x	x	x		x	x	
Falkland Is	1d	3*		x		x	x	x	x
	2½d	3*		x		x	x	x	x
	4d	3*		x		x	x	x	
	1s	3	x	x	x	x	x	x	
Gambia	1½d	3	x	x	x	x	x	x	
	3d	3	x	x	x	x			
	6d	3*	x	x	x	x			
	1s	3	x	x	x	x			
Gibraltar	2d	2	x	x	x		x	x	
	3d	2	x	x	x	x			
	6d	2	x	x	x				
	1s	2	x	x	x				
Gilbert & Ellice	1d	1			x		x	x	
	1½d	1					x	x	
	3d	1					x	x	
	1s	1					x	x	
Gold Coast	1d	1	x	x	x	x	x	x	
	3d	2	x	x	x				
	6d	2	x	x	x				
	1s	2	x	x	x				

		PRINTINGS	PLATE 1	PLATE 2	PLATE 3	PLATE 4	PLATE 5	PLATE 6	PLATE 7	PLATE 8
Hong Kong	3c	1			x					
	5c	1	x	x	x	x	x	x	x	
	10c	1								
	20c	1		x			x	x		
Jamaica	1d	1		x	x		x	x	x	x
	1½d	2	x	x	x	x				
	6d	2	x	x	x	x				
	1s	1	x	x	x	x				
Malta	½d	3*	x	x	x	x				
	2½d	1	x	x	x	x				
	6d	3*	x	x	x	x				
	1s	3*	x	x	x	x				
Seychelles	6c	3	x	x	x	x	x	x	x	
	12c	3	x	x	x	x	x	x		
	20c	3	x	x	x	x	x	x		
	1r	3	x	x	x	x	x	x		
Sierra Leone	1d	2	x	x	x	x				
	3d	2	x	x	x	x				
	5d	3	x	x	x	x				
	1s	3	x	x	x					
Swaziland	1d	2	x	x	x	x	x	x	x	x
	2d	1	x	x	x	x				
	3d	3	x	x	x	x				
	6d	3	x	x	x	x				
Trinidad & Tobago	2c	2	x	x	x		x	x		
	3c	2	x		x					
	6c	2	x	x	x					
	24c	2	x		x		x	x		

Other marks of a minor nature are also known. Ceylon 9c and 20c values have been found with some doubling of the vignette. They are believed to be forgeries.

Checklist of the De La Rue Vignette Plates

Four sheets from 'corrected plates' have been seen with none of the usual marks, namely:—

Bahamas 1½d from Plate 4 with a line

Caymans 2½d from Plate 2A

Fiji 3d and St. Helena 1½d from Plate 2B.

In the case of the Caymans 2½d and the St. Helena 1½d the plate numbers were further than usual from the bottom rows of stamps. Thus it is clear that, at some stage, plates 2A and 2B were reconstructed as well as corrected.

Sources of information and final thoughts

In addition to the help received from Eric Bloch, the authors' main sources of information have been:—

Douglas Armstrong's book *Silver Jubilee Stamps* and his article in STAMP COLLECTING of 24th October 1936.

H. and A. Wallace's book *Silver Jubilee Commemorative Stamps of King George V.*

W. H. Regan's *'Silver Jubilee' Varieties List circa 1936.*

G. H. Fryer's article 'The Waterlow Vignette Printings of the K.G.V Silver Jubilee' of 9th November 1962 in STAMP COLLECTING.

In the above, a number of reasons are advanced for the many marks to be found in this series:—

'The Secret Marks were introduced by the different firms of printers to distinguish their work.'

'Feint vertical lines extending through three or more stamps are believed to be printers' or engravers' guidelines.'

'The Extra Flagstaff was a secret mark to distinguish a reserve plate.'

'The Extra Flagstaff was due to a flaw on the plate.'

Readers may take their pickl Probably the marks were due to a combination of these reasons but, surely, they represent a remarkable proliferation for just one series.

'DE LA RUE' CHECKLIST

		PRINTINGS	PLATE 2A	PLATE 2B	PLATE 4	PLATE 4 with a line
Antigua	1d	4*	x			
	1½d	3				x
	2½d	4*		x		
	1s	2			x	
Bahamas	1½d	1			x	x
	2½d	1	x	x		
	6d	2		x		
	1s	2			x	
Basutoland	1d	2	x			
	2d	1	x	x		
	3d	2		x	x	
	6d	2			x	x
Br. Guiana	2c	2	x		x	x
	6c	2	x	x		
	12c	2	x		x	
	24c	2			x	
Br. Solomons	1½d	2	x			x
	3d	2	x		x	x
	6d	2			x	
	1s	3	x			
Caymans	½d	3	x	x		
	2½d	3	x	x		
	6d	3		x	x	
	1s	3			x	
Ceylon	6c	1	x	x	x	x
	9c	1	x	x	x	x
	20c	1	x	x		
	50c	1			x	

		PRINTINGS	PLATE 2A	PLATE 2B	PLATE 4	PLATE 4 with a line
Dominica	1d	1	x		x	
	1½d	1	x		x	
	2½d	1				
	1s	3			x	
Fiji	1½d	3	x		x	
	2d	3*	x	x		
	3d	3		x	x	
	1s	3	x			
Kenya U & T	20c	2	x	x	x	
	30c	2	x	x		x
	65c	1	x	x		
	1s	2	x			
Mauritius	5c	1	x	x	x	x
	12c	1		x		
	20c	1		x		
	1r	1				
N. Rhodesia	1d	2			x	
	2d	1	x	x		
	3d	3				
	6d	3				
St. Helena	1½d	2	x	x		
	2d	2	x			
	6d	2			x	
	1s	2			x	
St. Lucia	½d	4*	x			
	2d	3				
	2½d	3	x	x		
	1s	3				

*Some conflicting reports quote one less printing.

SILVER JUBILEE 1935

The Crown Colonies Silver Jubilee issue of 1935 is well worthy of study, as L. deF. C. Lucas has discovered.



The Silver Jubilee issue of 1935 was the very first omnibus issue within the British Commonwealth (then the Empire) and is regarded by many discerning philatelists as one of the finest pieces of line-engraving ever applied to postage stamp production. It involved 44 colonies (or protectorates), all of whom were genuine postal users, and the printing was shared by three British printing houses of renown: Waterlow and Sons Ltd; Bradbury, Wilkinson and Co Ltd; Thomas De La Rue and Co Ltd.

The colonies were first advised of the propsed issue, to commemorate the Silver Jubilee of King George V, in a telegram from the Secretary of State for the Colonies dated 24th August 1934. Further details followed in a circular dated 5th December. Each colony would be provided with four denominations in uniform design, printed in two colours in sheets of 60 stamps. It was the King's wish that the issue should be placed on sale on 6th May 1935 and continue until 31st December 1935. The sale of the corresponding denominations, in the permanent series of stamps in each colony, would be discontinued during this time. The usual arrangements were being made with the Crown Agents for the sale of these stamps to dealers.

The design

The three printers submitted a joint tender for the work on 29th August 1934 and produced some eighteen alternative designs for consideration. Then, in a letter from the Crown Agents dated 1st October 1934, Waterlows were advised that a design by Harold Fleury, one of their staff artists, had been approved by the Secretary of State. The engraving of the die should be proceeded with promptly and proofs submitted for approval.

In Fleury's design, the vignette featured a view of Windsor Castle from across the river, whilst the frame contained a portrait of the King in profile, wearing the Imperial Crown, and included the Order of the Garter together with items from the Royal Regalia. Three somewhat similar designs by Fleury were also submitted for the Great Britain issue, but without success.

The colours

Arising from 22 trial combinations of colours, seven were approved for selection by the colonies as follows:
all top values to be slate blue and purple
remaining three values to be chosen from:
myrtle green and indigo
ultramarine and slate black
light blue and bronze green
indigo and red
brown and blue
black and green

These colours are as described in official correspondence. Newfoundland, which was then Britain's oldest colony, was allowed to opt for single colours.

The master dies

Owing to the size of the contract, it had been agreed that the three printers would share the work. Accordingly, Waterlow printed for 15 colonies and Bradbury Wilkinson and De La Rue for 15 and 14 respectively.

Waterlow prepared two master dies, one for the frame which they numbered 14468, the other for the vignette numbered 14469. Correspondence between them and De La Rue, in the latter's archives now housed in the National Postal Museum, shows that the master dies were approved by the second week in November 1934. It also indicates that, instead of providing duplicates as was popularly supposed, Waterlow lent their master dies to the other two printers, so that they could 'make their own rolls' (ie roller dies). This may account for the general differences between the three printers' work, as first recorded in *Stamp Collecting* of 24th October 1936 by Douglas Armstrong, its Editor.



Proofs of the frames for the 3d and 6d values from Basutoland

	Waterlow	*Bradbury Wilkinson*	*De La Rue*
Impression	Almost the appearance of photogravure.	Sharp and deep with the vignette standing out in sharp relief.	Less deeply etched.
Vignette	Two vertical lines	One Vertical line	Three vertical lines

Down the wall above the river, to the right of the Round Tower.

The plates

The issued sheets contained 60 stamps (ten rows of six). All three printers used plates of 60 subjects, the vignette plates being paired to produce sheets of 120 vignettes. Frames were added at a second stage using frame plates singly, or in pairs – the sheets being halved before, or after this stage respectively.

A letter. from Waterlow to De La Rue, dated 20th November 1934 and quoting agreed charges, includes:

Making vignette plates 120 on at £22
Making Casement printing plates at £22 for 120 on
£15 for 60 on'

Casement plates was Waterlow's term for frame plates.

Technically speaking the plates of 120 subjects were made up with two panes of 60. However, for ease of identification, Armstrong referred to these panes as 'plates' and this practice has been continued.

Constant flaws

Despite the keen interest displayed by collectors at the time, little information appears to have been obtained from the printers themselves concerning the number of plates used. De La Rue inserted plate numbers in the bottom selvedges of their issued sheets, but none remained on those of the other two printers.

Armstrong, in his article of October 1936, reported a number of constant flaws, from which he identified six vignette plates of Bradbury Wilkinson, two of Waterlow and four of De La Rue. For many years little further information was published. Now, however, in addition to the well-known 'extra flagstaff' variety, Gibbons *British Commonwealth Stamp Catalogue* lists another ten of Armstrong's flaws.

For the specialist, A.J. Ainscough's handbook *Silver Jubilee of King George V*, published in 1985, includes some thirty constant flaws, with a wealth of detail concerning each colony. Recently the King George V Silver Jubilee Study Circle has been formed and additional data brought to light. Nevertheless, a lot of uncertainty remains and, broadly speaking, the present position regarding vignette plates is as follows:

Bradbury Wilkinson

Webb's Hong Kong handbook advises that Bradbury Wilkinson used vignette plates 1 to 6 on the first panes and 1A to 6A on the second. It would appear that this related to Bradbury Wilkinson's total contract and does not mean that all twelve plates were used for Hong Kong. Unfortunately there are no numbers on their issued sheets of stamps, so they must have been trimmed off. In the absence of these plate numbers, Armstrong allocated numbers 1 to 6 to the plates that he identified and this numbering has been generally adopted. Since then two more plates have been found and numbered 7 and 8. Others are currently under investigation. The pairing of these plates is also a matter under discussion.

For the Newfoundland set, in single colours, Bradbury Wilkinson made up plates of 120 subjects combining vignette and frame.

Waterlow

Waterlow are known to have entered numbers on their plates, but these also were trimmed off the issued sheets. It was generally believed that they used at least four vignette plates, but only two were really identified and they were numbered 1 and 2 for reference. Waterlow's plate 2 is of interest as it contains two notable flaws, known as 'the log and kite', on the last subject (row 10/6). The 'log' is found in two different forms, in conjunction with the appearance of other flaws. Accordingly, the two states of this plate have been numbered 2(A) and 2(B) for reference.

Recently a considerable number of sheets have been found without any of the flaws attributed to plates 1 and 2. Subject to further evidence, it now seems likely that Waterlow used as many vignette plates as the other printers.

De La Rue

De La Rue's plate numbers are found in the bottom selvedges of their issued sheets. The vignette numbers, which are located below stamp number 59 (row 10/5), are 2A, 2B, 4 and 4 with a line, the last having a short vertical line below stamp number 60 (row 10/6).

At least one constant flaw has been recorded on each of these plates and, until recently, it was assumed that De La Rue used just the four plates of 60. However, a clear indication has now been found in their archives that they used 'six plates, 120 set, for the centre printing of the stamps'. Thus we are now faced with the apparent use of twelve plates (panes) of 60. Various theories con-



Waterlow vignette plate 2 stamp 60 (row 10/6)

2(A) Kite rising from bushes at left and nearly vertical log in river by spit of land.

2(B) Kite unchanged, but log now horizontal.

cerning the numbering, or otherwise, of these twelve are currently under discussion.

Frame plates

From *The Die Proofs of Waterlow & Sons* by Colin Fraser and Robson Lowe, we know that these printers produced four frame dies for each colony, duly completed with the name of the colony and the respective values.

It has yet to be established how many plates of '120 On' were made from these dies, as opposed to plates of '60 On'. Presumably Waterlow would have used some of the former for their larger printings.

De La Rue also used separate dies for each value of each colony. Frame plate numbers 1 or 1A are found in the bottom selvedges of their issued sheets, below stamp number 56 (row 10/2), though sometimes they are trimmed off.

Although this might suggest that they paired many of their frame plates (of 60), this does not seem to be the case. Their records indicate that the Ceylon 6c was the only value where they made up more than one frame plate (of 60). For the Ceylon 6c, by far their largest printing, they made up four, or five plates (of 60) and they may well have paired some of these.

Bradbury Wilkinson's practice has yet to be established.

Printings

The Secretary of State's telegram of 24th August 1934 requested the Colonies to telegraph 'values to be printed and quantities of each required excluding those for sale in the U.K.'. Not all responses were clear cut, but the Crown Agents were able to issue Waterlow, the main contractors, with official tenders for 43 colonies on 26th November. The remaining tender for Kenya, Uganda and Tanganyika followed on the 3rd December.

The considerable variation in the work is illustrated by the following table of initial printings (despatched by the printers):

	Largest number of sheets	*Smallest number of sheets*
Waterlow	101.452 Straits Settlements 5c	202 Somaliland 1R
Bradbury Wilkinson	156,599 Jamaica 1d	225 Seychelles 1R
De La Rue	190,554 Ceylon 6c	280 British Solomons 1/-

The earliest release of printings was on 7th January 1935, when the sets for British Solomon Islands and for Gilbert and Ellice Islands were despatched by De La Rue and Bradbury Wilkinson respectively. Waterlow followed on 10th January with sets for Nyasaland, Turks and Caicos Island and the Virgin Islands. Remaining sets were despatched during the next three months. The last despatches, not unnaturally, completed the sets for the major printings, Straits Settlements on 3rd May, Jamaica on 18th April and Ceylon on 12th April.

The majority of colonies underestimated their requirements and, mainly during July and August, many second printings were despatched. Even these were not enough for some colonies: a few of whom had five, or more printings. The Crown Agents also badly underestimated collector demand and some very late despatches in December (one on 31st December!) were probably for direct supply to dealers, who were now able to obtain nearly three times face value for sets.

Serial numbers

Serial numbers were only entered on sheets of the 23 colonies that required them and, in their case, the sheets that went direct to dealers were unnumbered. The numbers were entered on the top selvedges, above the last stamp of the top row. Exceptionally they are found in the right selvedges adjacent to the 5th or 6th rows (probably on part sheets).

Booklets

Three different booklets are known. Ceylon made up two locally, the covers being printed by their Government Press. One costing Rs1.80 contained 6c stamps in panes of six; the other costing Rs2.70 contained thirty 9c stamps in panes of six. There were at least five separate issues of the former and two of the latter. The panes were made by halving complete sheets of stamps vertically and splitting them up in rows of two. The resulting left-hand panes were used face up, the right-hand ones gummed side up, thereby providing both selvedges on the left. Waxed paper was inserted between the panes, which were retained in the covers by one large staple.

The third booklet was provided for Jamaica, containing twenty four 1d stamps. These were also in panes of six, but the cover was of two stamp width with the third pair of stamps folded in. This necessitated interleaving with two waxed sheets. As for Ceylon, the panes were taken from left- and right-hand halves of complete sheets, but they were not mixed. Thus the booklets had all left-hand panes, or right-hand ones, the latter being gummed side up. Surprisingly the booklets were produced by De La Rue, although the stamps were printed by Bradbury Wilkinson. The Private Day Book of De La Rue records a requisition for 11,200 of the booklets at a cost of only £37 5s 7d.

Bibliography

Silver Jubilee Stamps of the Empire Douglas Armstrong 1936

Silver Jubilee Commemorative Stamps of King George V H & A Wallace 1937

"Vignette Plates of the Silver Jubilee Stamps" Douglas Armstrong in *Stamp Collecting* of 24th October 1936

"Seychelles Silver Jubilee" Peter Ibbotson in *Stamp Collecting* of 22nd December 1977

Stanley Gibbons Catalogue Part One British Commonwealth

Silver Jubilee of King George V Stamps Handbook A.J. Ainscough 1985

The Flagstaff Journal of the King George V Silver Jubilee Study Circle

The Die Proofs of Waterlow & Sons Part 1 Colin Fraser and Robson Lowe 1985.

HARMERS of LONDON

SAVE MONEY with a Specialist Policy

By taking out a special Stamp Collectors' insurance policy you may be able to make a significant saving in your annual premium. If your stamps are presently covered under your household policy you could be paying as much as £1% i.e. £10 for every £1,000 cover.

If your sum insured is £3,000 or more, changing to Harmers Stamp Collectors 'All Risks' Insurance sheme could reduce the premiums you pay to less than half.

Cover is extremely comprehensive and provides insurance in transit up to £15,000 including Exhibitions and Stamp Exchange Club packets. An added advantage is that Harmer's philatelic expertise is readily available in the event of a claim. Write or phone (24 hours) for explanatory leaflet/proposal form TODAY.

HARMERS OF LONDON INSURANCE AGENTS LTD

91 New Bond Street, London W1A 4EH

Tel: 01-629 0218

THE 1935 SILVER JUBILEE ISSUE—A REAPPRAISAL

John M Cooper

Part 1 De La Rue

Many articles and indeed books have been published on the subject of the Windsor Castle Silver Jubilee omnibus issue of King George V in 1935, from the early books by both Armstrong and Wallace through to the very informative series of articles in the 1970s by Tony Lucas and Ken Palmer. All of these took us some way along the route to discovering how many plates were used by the printers and in what format.

The two outstanding auctions of Silver Jubilees in recent times have been the late Eric Bloch's sale at Harmers, October 1979, where there was an absolutely comprehensive collection of then known Bradbury Wilkinson varieties, plus a few of the well known De La Rue and Waterlow varieties, and more recently in 1989 the Jerez sale at Christie's Robson Lowe which was somewhat more comprehensive in having outstanding varieties from all three printers, though inevitably predominant were the Bradbury Wilkinson varieties again.

The founding of the Silver Jubilee Study Circle together with the publication of Tony Ainscough's excellent book, *The Silver Jubilee of King George V Stamps Handbook* have together stimulated yet further interest and research into the plating of this issue.

This series of articles is intended to inform the reader of what is currently known or believed on the plating of this issue and, at the same time, it is hoped will encourage contributions from readers who may be able to add further evidence and plates to the charts illustrated.

Fair Shares

The design accepted by the King was one submitted by Harold Fleury, a studio artist with Waterlow and Sons. Despite this fact, Waterlow did not win the contract and subcontract to De La Rue and Bradbury Wilkinson; it was a joint tender from the three Printers to the Crown Agents, with the intention that each would print around 25 million stamps with four values per Colony. De La Rue printed 14 Colonies whilst the other two printers printed 15 Colonies each. Furthermore, the distribution of Colonies between the Printers was to be such that each had its fair share of large volume demand Colonies and also small volume demand Colonies. Those Colonies furthest distant or least accessible from London tended to be printed first, because of the relatively short time between the King accepting the design and the intended issue date of 6 May 1935. It was intended that from that date until 31 December 1935, all other stamps in the Colony of the same face value as the four stamps in the Silver Jubilee set were to be withdrawn from sale. On 31 December all unsold stamps were to be withdrawn and destroyed.

DE LA RUE
Paper and Plate Format

De La Rue were responsible for the issue of printing paper to all three printers. It was watermarked multiple script CA and gummed. The paper was produced by W Howard and Sons on reels 25½ inches wide, and gummed by Samuel Jones and Co. The paper was issued to the three printers in sheets 25 × 13 inches, such that two vignette plates were printed side by side. Again, not as has previously been reported, one above the other i.e. the plate format for all three printers, of the vignettes, was 10 × 12 and not 20 × 6. Apart from the fact that issued sheets only measure correctly for pairing side by side, examples of some of the De La Rue plates have a horizontal bar in the vertical margins which matches exactly with its paired plate in the opposite vertical margin. The vignette plate would have been bent around a cylinder to complete a circumference. Thus the vignettes were printed sideways on to the cylinder rotation. The sheets would have then been guillotined prior to frame plate printing 60 set, almost certainly with a 'dry' plate to complete the circumference. In almost all cases there was only one frame plate per value, though in the case of the Ceylon 6c., where 11 million stamps were printed, we think five frame plates were used.

Plate Numbers

De La Rue was the only one of the three printers to use vignette plate numbers on the printed sheets and in some cases frame plate numbers also. These occur respectively below R10/5 and R10/2.

Six plates of 60 have been positively identified, 2A pairing with 2B, 4 pairing with 4/, and confusingly (2A) pairing with (2B). Plate 2A is totally different from plate (2A) and the varieties on the two plates are also different. The shape and size of the 2, A or B, are different and the position of the plate number below stamp 10/5 is much closer to the stamp in the case of 2A or 2B, compared with abnormal (2A) or (2B). These two plates are described bracketed to differentiate them from the normal 2A and 2B and, at the same time, signifying the fact that these plate numbers are frequently partially or completely guillotined off prior to the issue of the sheets.

De La Rue also used frame plate numbers for some Colonies, these are always either 1 or 1A. The number will occur under R10/2 and if, for example, frame plate 1 occurs for a value of a particular Colony, then it seems that all four values of that Colony will carry the same frame plate number 1. Likewise, if frame plate 1A occurs, then all four values will be frame plate 1A. The size and shape of the '1' and the 'A' vary from Colony to Colony, and for some reason, some Colonies do not have a frame plate number on the printed sheets.

Some Colonies used a sequential sheet number for those sheets destined for the actual Colony, as opposed to Dealers' sheets, which did not need such numbers. These numbers were normally situated above R1/6, but in case of half sheets above R1/3 or R1/6, i.e. the sheets were divided vertically.

Varieties

To generalise there were relatively few varieties on the De La Rue plates, but examples of the better known ones are illustrated.

Part of the Fiji 1½d. issue is known perforated line perf rather than comb and is also perforated through the bottom margin rather than the top one as were all other De La Rue stamps.

For the Ceylon 9c. there exists a forgery of a double vignette from plate 2B. It is extremely doubtful if a genuine version of this exists or how it could be caused. The most famous of the frame plate varieties is the KUT 1s. 'dash through date' which occurs on R4/2, however, there is an excellent frame plate damage on Northern Rhodesia 1d. through the majority of column 6.

The albino frame on the 6d. Northern Rhodesia is well known and six examples are thought to exist, though logically, there should be 60 examples, as this phenomenon is thought to occur when a sheet is fed through the press prior to inking up, giving an embossed effect of the frame in the margin. Two new examples have recently come to light, both again De La Rue printings, on the British Solomons 6d. and the Fiji 1½d., which must raise the question, 'do albinos exist for other De La Rue values?' It is certainly conceivable that this could be the case. Careful examination of De La Rue printings may well reveal further examples.

Plates (2A) and (2B) are relatively free of varieties on the vignettes and the best clues to their identities come when viewed in complete sheet form. To make matters even more difficult, their plate numbers are frequently trimmed off. However, plate (2A) has three almost horizontal parallel lines slightly to the left of where the vignette plate number should be, plus, if the vertical margins are sufficiently wide, a horizontal line in the vignette colour opposite R5/1. A matching line for plate (2B) occurs opposite R5/6 in its vertical margin.

It is well documented that De La Rue charged for six plates 120 set for the vignettes. Either, they meant six plates of 60, set permanently in pairs for printing 120 vignettes on at a time, or there are still six plates of 60 to be discovered. Bearing in mind the number of complete sheets that are owned and identified by the writer, it seems unlikely, though admit-

tedly not impossible, that a further six still remain to be discovered. It is plausible for example that three plates, 120 set, could have been held in reserve in event of major damage to vignette plates which in the event did not occur.

We know that the charge to the Crown Agents for vignette plates was to be £22 each, 120 set, and for frame plates, 60 set, £15. Whilst Waterlow has two strong vertical lines and Bradbury Wilkinson only one.

The De La Rue vignettes have three vertical lines on the wall in front of St George's Chapel. Were the printers each instructed to introduce this alteration to identify their own engraving? Otherwise why such a difference when Waterlow supplied master dies to De La Rue and Bradbury Wilkinson?

Below, is a table of known plates per value per Colony. Bearing in mind the confusion between the normal and abnormal plates 2A and 2B it is possible that some plates could have been identified wrongly. Should any further missing plates come to light it would be greatly appreciated if the writer could be informed.



Plate 2A R10/1



Plate 2A R10/2



Plate 2B R8/3



Plate 4 R8/8



Frame plate flaws: Freak 'hair on plate' on KUT 1s. (left); 'Stroke through 0' on KUT 1s. R4/2 (right)

Antigua
1d. 2A, 2B, (2A), [(2B)]
½d. 4, 4/
2½d. 2B, [2A]
1s. 4, (2A), [4/, (2B)]

Bahamas
1½d. 4, 4/
2½d. 2A, 2B
6d. 2B, [2A]
1s. 4, 4/

Basutoland
1d. 2A, (2A), (2B), [2B]
2d. 2A, 2B
3d. 2B, 4, [2A, 4/]
6d. 4, 4/

British Guiana
2c. 2A, 4, 4/, [2B]
6c. 2A, 2B
12c. 2A, 4, [2B, 4/]
24c. 4, 4/

British Solomons
1½d. 2A, 2B, 4, 4/
3d. 2A, 4, 4/, [2B]
6d. 4, 2B, [4/, 2A]
1s. 2A, (2A), 4, 4/, [2B, (2B)]

Cayman Islands
½d. 2A, 2B, 4, [4/]
2½d. 2A, 2B, (2A), [(2B)]
6d. 2B, 4, [2A, 4/]
1s. 2B, 4 [2A, 4/]

Ceylon
6c. 2A, 2B, (2A), 4, 4/, [(2B)]
9c. 2A, 2B, 4, 4/
20c. 2A, 2B
50c. 4, 4/

Dominica
1d. 2A, 2B, 4, 4/
1½d. 2A, 4, [2B, 4/]
2½d. (2A), [(2B)]
1s. 4, 4/, (2A), [(2B)]

Fiji
1½d. (2A), (2B), 4, 4/
2d. 2A, 2B, (2A), (2B)
3d. 2B, 4, 4/, [2A]
1s. 2A, 4, 4/, (2B), [2B, (2A)]

KUT
20c. 2A, 2B, 4, 4/
30c. 2A, 2B, 4, 4/
65c. 2A, 2B
1s. 2A, 2B, 4, [4/]

Mauritius
5c. 2A, 2B, 4, 4/, (2A), [(2B)]
12c. 2A, 2B
20c. 2A, 2B
1r. 4, [4/]

Northern Rhodesia
1d. 2A, 2B, 4, 4/
2d. 2A, 2B
3d. 2B, [2A]
6d. 4, 4/, (2A), [(2B)]

St Helena
1½d. 2A, 2B, (2A), (2B)
2d. 2A, (2A), [2B, (2B)]
6d. 2A, 4, (2B), [2B, 4/, (2A)]
1s. 4, 4/, (2B), [(2A)]

St Lucia
½d. 2A, 2B
2d. (2A), [(2B)]
2½d. 2A, 2B
1s. 4, (2B), [4/, (2A)]

Note: The oblique stroke shown here (4/) actually appears as a short vertical line

Plate numbers in square brackets refer to anticipated plates yet to be found. Where bottom right blocks occur WITHOUT PLATE NUMBERS, they will be either abnormal (2A) or (2B). To identify the two, plate (2A) has three almost horizontal lines, in the vignette colour, below R10/5 to the left-hand side. Plate (2B) does not have these lines.

Marginal markings: Plate 2A below R10/5 (top left); Plate (2A) beside R5/1 (top right); Plate (2B) below R10/4 (bottom left); Plate (2B) beside R5/6 (bottom right)

Plate (2A) R7/6



Plate 4/ R3/6



Plate 4/ R5/4



Plate 4/ R5/6



Plate 4/ R6/6



Plate 4/ R7/1



Plate 4/ R7/5









Forgery of double vignette



caused by say impurities in the printing ink

Therefore, should examples come to light of

THE 1935 SILVER JUBILEE ISSUE—A REAPPRAISAL

John M Cooper

Part 2 Waterlow and Sons

The first article in this series of three (see March *GSM*) dealt with the background to the Windsor Castle Ominbus Issue and the printing plate details for De La Rue.

This article will relate to the Colonies printed by Waterlow, and at the same time explain how the writer became involved in researching the subject of the three printers some five years ago.

Until about 1987 only two plates had been identified for Waterlow, and as the plates were never numbered on the printed sheets they were sequentially numbered from 1 upwards by collectors studying the printings.

Truly Spectacular Variety

Plate 1 has a truly spectacular variety on certain values, from some Colonies; that of the faded round tower on the left of the vignette, R5/6. Several other smaller marks exist on this plate including a diagonal line over the same round tower on R10/6.

Plate 2 exists in two states, namely plate 2A, or plate 2B. The former is the state of the plate used in the initial print runs, whilst the latter is the state for reprint orders. The important difference is stamp R10/6 which on plate 2A shows a kite and *vertical log*, whilst in the case of plate 2B it shows a kite and *horizontal log*. Quite apart from this, plate 2 has many other marks scattered around the sheet to aid identification, compared with the majority of the other eight plates for Waterlow, most recently identified.

Some five years ago, having been a collector of Malta stamps and postal history, it struck me as odd that the Malta Silver Jubilee did not exhibit all the varieties as described in *Part 1*, and I decided at that point it would be interesting to collect the varieties for all the Colonies with the same design as the Malta issue.

It was my exceeding good luck and fortune, that soon after that, I discovered some 44 complete, or nearly complete, sheets from one source and a deal was struck to buy the lot. Some sheets had varieties on, which I recognised, but many did not seem to fit into the categories of known plates. Thus the detective work started.

Further Plates

The only logical conclusion could be that if they were not plates 1 or 2 then there had to be further plates. In conjunction with Tony Ainscough, the publisher of the *Silver Jubilee Handbook*, and Nick Levinge, the Editor and Secretary of the Silver Jubilee Study Circle, we set about the task of identifying plates. From singles owned by Tony Ainscough, a third plate was discovered and logically called plate 3. By chance it tended to occur whenever plate 1 also occurred for a value of a Colony. This has since been confirmed by the number of sightings for this plate.

In correspondence with L de F C (Tony) Lucas, he described a variety on a part sheet that he had, a large circle of colour above St George's Chapel. This matched with a sheet of the Montserrat 1d. of mine, and became plate 4. The mark occurs on R4/6. Later a full sheet of Cyprus ¾pi. was also acquired with the matching variety.

Several more sheets showed yet further marks including Cyprus 2½pi., Ascension 1½d., Nigeria 3d. and St Vincent 1d. Some time previously, an Ascension 1½d. sheet had been sold in an Ascension Study Circle auction. It had been studied by members, who felt it had no varieties, and was sold to a buyer in Japan, who turned out to be a member of the Silver Jubilee Study Circle. Details of the sheet in my possession were sent to Japan to be compared and they matched. This became plate 5.

Dash by the Round Tower

For a further two years examples of Waterlow stamps with ultramarine vignettes were being recorded in singles with a dash in varying lengths to the left of the round tower (the variety was illustrated in 'Catalogue Column', *GSM* July 1990). The variety always seemed to occur on ultramarine vignettes but its position was unknown. It was recorded on the Ascension 2d., Grenada 1d., Montserrat 1½d., St Vincent 1½d. and Straits Settlements 5c. At this stage we believed that these stamps came from an 11th plate as we had identified plates of nine complete sheets and blocks of plate 10. However, a complete sheet of the Montserrat 1½d. and a part sheet of the Straits which came into my possession disproved this theory. The dash to the left of the round tower was in fact on seven different stamps on R5 and R6 (see illustration) but even more interestingly, there were two marks on this sheet common to plate 5. The likely explaination was that the ultramarine vignettes had been printed first from plate 5 during which this major damage had occurred. The plate would have been withdrawn, repaired and rechromed, and put back into service. The two minor marks were not noticed, and in fact would have been considered insignificant by a printer, and thus occur in both states of the plate. The two varieties at R7/1 and 8/4 are also illustrated which confirm the two states of plate 5.

Plates 6 and 7 were then quickly identified and examples of varieties are illustrated. These two plates are a pair. Amongst others, these plates were used for the Barbados 2½d., Bermuda 1½d. and 2½d., Nyasaland 2d., Somaliland 1a. and Virgin Islands 1½d.

Plates 8 and 9, which incidently pair with plates 4 and 5 respectively, proved very difficult to identify, due to the general lack of marks on them. Eventually, tiny marks were found, one of which matched with marks found by the Ascension Study Circle.

It is fairly certain that the Waterlow pairing is 1 and 3, 4 and 8, 5 and 9, 6 and 7, 2 and 10. Only blocks of plate 10 have so far been identified, and we can only speculate on the varieties on the complete sheets of this plate.

More to Find?

There is the distinct possibility that yet a further pair of plates could exist to make 12 in all. The table set out below of known plates per value, is accurate, but certainly incomplete and more recordings of plates are required. To the best of our knowledge no records remain for Waterlow and thus we can only speculate.

As with De La Rue and Bradbury Wilkinson, there is absolutely no question that any Waterlow variety was intentional on the part of the printer. The plates would have started their life without imperfections. All marks recorded as a result of damage to the printing plates, which as the method was recess printing where a groove in the plate equals colour on the printed sheet, any scratch on the plate

Turks & Caicos ½d. frame plate re-entry 'doubling of Windsor Castle'. Vignette plate 2B R1/6, similar re-entries occur on R1/5, R2/5 and R2/6





Plate 1 R2/3



Plate 1 R3/1



Plate 1 R10/6



Plate 2A R1/6



Plate 2B R1/6



Plate 2B R2/1



Plate 2B R4/6



Plate 2B R6/4



Plate 2B R7/2



Plate 2B R8/1



Plate 2B R9/5



Plate 2A/B R2/5



Plate 2A/B R3/1



Plate 2A/B R4/4



Plate 2A/B R10/5



Plate 3 R3/6



Plate 3 R5/1



Plate 3 R7/5



Plate 3 R10/3



Plate 4 R2/1



Plate 4 R4/1



Plate 4 R4/6



Plate 4 R10/1



Plate 5 R7/1



Plate 6 R1/1



Plate 6 R1/6



Plate 6 R10/3



Plate 7 R1/5



Plate 7 R10/3



Plate 8 R2/6



Plate 8 R8/2



Plate 8 R9/6



Plate 9 R3/1



Plate 9 R3/3



Plate 9 R8/1



Plate 9 R9/1



Plate 9 R10/1

caused by say impurities in the printing ink result in scratch lines and marks on the printed sheets. It had previously been suggested that each printer inserted secret marks into the plates to identify their own printing. Without any doubt whatsoever this is not correct.

Therefore, should examples come to light of the earliest printings from a particular sheet they will probably be fault free. Such an example will be described in the Bradbury Wilkinson article in September *GSM*.

Numbers in brackets-Plates still to be found

Ascension
1½d. 2B, 5, 9, (10)
2d. 2B, 5, 9, (10)
5d. 2A, 2B, (10)
1s. 2B, (10)

Barbados
1d. 1, 3
1½d. 1, 3
2½d. 1, 6, 7, (3)
1s. 1, 2A, 2B, (3, 10)

Bermuda
1d. 3, 6, 7. (1)
1½d. 6, 7
2½d. 6, 8, (4, 7)
1s. 2A, 2B, (10)

Cyprus
¼pi. 4, 8
1½pi. 2B, 5, 9 (10)
2½pi. 5, (9)
9pi. 5, 9

Grenada
½d. 2A, 2B, (10)
1d. 2A, 2B, 5, (9, 10)
1½d. 2B, 5, (9, 10)
1s. 2B, (10)

Leewards
1d. 1, 3
1½d. 1, 3
2½d. 1, (3)
1s. 1, 3, 2A, 2B, (10)

Montserrat
1d. 4, 5, 9, (8)
1½d. 5, 8, 9, (4)
2½d. 5, 9
1s. 9, (5)

Nigeria
1½d. 2A, 4, 9, (5, 8, 10)
2d. 2A, 2B, 4, (8, 10)
3d. 5, 9
1s. 5, 8, (4, 9)

Nyasaland
1d. 2A, 6, (7, 10)
2d. 6, 7
3d. 2A, 10
1s. 2A, 10

St Kitts
1d. 1, 2A, 2B, (3, 10)
1½d. 2A, (10)
2½d. 1, 3
1s. 2A, 2B, (10)

St Vincent
1d. 5, 9
1½d. 5, (9)
2½d. 9, (5)
1s. 2B, 9, (5, 10)

Somaliland
1a. 3, 7, (1, 6)
2a. 2A, (10)
3a. 2A, 2B, (10)
1r. 2B, (10)

Straits Settlements
5c. 1, 3, 5, (9)
8c. 1, 5, (3, 9)
12c. 1, (3)
25c. 1, 3

Turks and Caicos
½d. 2A, 2B, 10
3d. 2A, 10
6d. 2A, (10)
1s. 2A, (10)

Virgin Islands
1d. 1, 2A, 2B, 10, (3)
1½d. 1, 2A, 2B, 6, 7, (3, 10)
2½d. 1, 2A, 2B (3, 10)
1s. 1, 3, 2A, 2B, (10)

Plate 2A R10/6 'kite and vertical log'



Plate 2B R10/6 'kite and horizontal log'




Plate 1 R5/6


Plate 3 R3/4


Plate 5 R3/1


Plate 5 R4/1


Plate 5 R3/6


Plate 5 R5/3


Plate 5 R5/5


Plate 5/6


Plate 5 R6/2


Plate 5 R6/3


Plate 5 R6/5


Plate 5 R6/6


Plate 5 R10/6



Plate 10 R9/1



Plate 7 R5/1

Oct 1932

are definitely of unissued status, or due to atmospheric influence, damp deterioration or actual chemical influence, and that certain varieties or errors are in many cases by their very nature unworthy of attention, while there is an immense variety of rubbish in the shape of inverted and double surcharges which were never passed for postage or sold at any post office.

We have confined ourselves, in these observations, chiefly to what might be termed, " sub-varieties " in the catalogue, but it must not be forgotten that there are two other classes about which some warning should be issued. The first group include what we are quite sure are some famous " bogies," stamps generally of provisional status reported in the old days and for lack of correct contemporary information accepted and listed without fault on the part of either the editors of magazines or catalogues, but to-day held in great doubt by experts owing to the fact that they do not seem to exist in a condition which would satisfactorily prove their genuine use.

The second group includes what we suppose it is very little use criticising, i.e. the increasing number of modern stamps which are produced almost entirely for purposes of exploiting collectors, and not to serve any postal need. We regret that catalogue editors have not reached an agreement to exclude such stamps from their standard lists which would be the best method of exterminating the practice.

We feel that it is high time the catalogue lists should be carefully revised by competent experts and that many of the classes which are herein generally defined should either be withdrawn or alternatively so labelled that collectors buying them should know exactly what they are buying.

The Papers Watermarked Crown and C C and Crown and C A, their Origin and Use.

A Paper read before the Royal Philatelic Society, London, on November 17th, 1932.

By PERCY DE WORMS, F.R.P.S.L., Hon. Asst. Sec.

ALL philatelists and stamp collectors, even many non-collectors, know that numerous British Colonial postage stamps are printed on various papers watermarked " Crown & C C," or " Crown & C A," yet in every case the dates of introduction of these papers and certain details of their manufacture are still unknown to Philately.

Philatelic literature provides many articles on paper and watermarks, but search has failed to discover more than the approximate dates of introduction and descriptions of the sheets and watermarks of the two best-known papers. During the seventy years' existence of the Crown & C C paper and the half-century of the Crown & C A, it does seem remarkable that philatelists should have been content with such knowledge of their dates as could be derived from postmarked specimens and lists of invoices, and with a few details of their origin.

The stamps produced by Messrs. De La Rue & Co. up to 1862, for Great Britain, India and other British Dominions, were typographed on paper either without watermark or with special watermarks ; early in 1862 the firm commenced printing from Perkins, Bacon line-engraved plates on paper made by T. H. Saunders, and watermarked only with that name and date ; later in the year the Crown Agents for the Colonies introduced a new paper with Crown and C C watermark, which though clearly intended for plates of a particular make and form, was first utilised for the above named plates for which it was not adapted, and still later was also used for plates of other descriptions.

Ceylon has the only known stamps, viz. 6d. and 9d., on the first Crown & C C paper with 13 perforation ; every circumstance pointed to their being the first stamps printed on this paper, and in the *London Philatelist* of January 1932, I showed that these two varieties were invoiced on January 31st, 1863, but to establish this date it was first necessary to ascertain when this Crown & C C paper came into existence.

In September 1903,* Messrs. Napier and Bacon wrote, " In 1862, Messrs. De La Rue & Co. had in preparation a paper watermarked Crown and ' C C,' " and following up this clue, I secured the record of its origin from the archives of that firm ; it is :

THE CROWN AGENTS FOR THE COLONIES.
DANDY ROLLER.

1863

(Nov 8/62) 1 Large Dandy Roller for making Crown Colonies paper 3 sheets—22 inches circumference each sheet subdivided into 4—60 marks in each division—240 on a sheet—720 Crowns & C C on Roller. Crosses &c. &c.

Used for Bahamas B. Columbia Cape Ceylon Hong Kong Malta Mauritius Natal Sierra Leone S Lucia S Helena Trinidad W Australia.

The date when the Dandy Roller was completed, viz. November 8th, 1862, shows that this paper can have been manufactured before January 1863, and the description proves that this is a machine-made paper, manufactured and watermarked three sheets wide. The invoice is dated only 1863, but its entry occurs between those of July 27th and July 31st, 1863.

As to the note

Here is an admirable illustration of a difficulty often encountered in philatelic research, viz. the correct interpretation of a document. What does " Used for " mean ?

Apparently, that at the date of the entry, viz. the last week of July 1863, this Crown & C C paper had been used for printing stamps for all the Colonies mentioned ; but such is not its meaning, because at this date, though it had been used for some, it had not been used for others, and was never used for the British Columbia & Vancouvers Island 2½d. or the Sierra Leone 6d., these being the only stamps of those Colonies to which the note can refer. What other meaning may it bear ?

Very early in 1862 the Agents General for Crown Colonies had taken over from

* *Stanley Gibbons Monthly Journal*, Vol. XIV, p. 55.

Messrs. Perkins, Bacon & Co. the line-engraved postage plates of Bahamas, Cape of Good Hope, Ceylon, Mauritius, Natal, St. Helena, St. Lucia, Trinidad and Western Australia, and had transferred the printing contracts to Messrs. De La Rue & Co., who, at the date of this note, had made surface-printing postage plates for Bahamas, British Columbia & Vancouvers Island, Cape of Good Hope, Ceylon, Hong Kong, Malta, Mauritius and Sierra Leone, so that all the Colonies mentioned in the note were those for which Messrs. De La Rue & Co. then held the printing contracts or had made postage plates. At this date they had also made postage plates for Great Britain, India, Jamaica and New South Wales, but of these none was ever printed on this Crown & C C paper except Jamaica, for which paper watermarked Pineapple was employed until changed to this Crown & C C in 1870; consequently this Colony does not appear in the note of July 1863, and thereby affords the clue to its true meaning, viz. that the recently introduced Crown & C C paper had then been used for some Colonies, and in the immediate future was intended to be used for all the other Colonies mentioned. It was so used for all except the British Columbia & Vancouvers Island 2½d., which was not sent to the Colony after 1859; and the Sierra Leone 6d., which owing to the size of the plate could not be printed on sheets of these dimensions.

This paper was intended for the production of stamps of the usual size from typographic plates divided into four panes of 60, and was watermarked so that each stamp coincided with each Crown & C C. It was employed for many such plates, and in addition for a great variety of plates of line-engraved, typographic and other manufacture, ranging in number and size from the Perkins, Bacon line-engraved, 240 large stamps, of Ceylon and St. Helena, to the De La Rue typographic 20 normal size of St. Christopher, the 15 of Gambia, and the 10 engraved of Labuan. Entire sheets were required for the plates of 240 in one pane, resulting in these stamps comprising the whole of the central watermark, viz. "CROWN COLONIES," but for smaller plates the sheets were cut to suit and were usually printed with the watermark upright, occasionally sideways, and sometimes both. The Barbados line-engraved 6d. and 1s. plates of 110 are only printed sideways, in this manner one sheet of paper easily created two sheets of stamps; the Western Australia 1d. plate of 240, owing to the form of stamp, only produced a sideways watermark. Examples both upright and sideways are Trinidad, line-engraved plate of 110 (1d.) perforated 12½; St. Christopher, 1d. dull rose, perforated 12½; Lagos, 4d. perforated 14, Virgin Islands, lithographed 1d., and the Sierra Leone 1d., 3d., 4d., and 1s.

This Crown & C C paper is fully described by Messrs. Bacon and Napier.* The size is therein given as $21\frac{3}{4} \times 11\frac{3}{8}$, but the dandy roller was 22 inches in circumference, and the wet pulp at the moment after passing under it was watermarked in sections 22 inches long; shrinkage caused each section to be a ¼ inch shorter, and the finished sheets varied slightly, their length depending upon accurate cutting in the centre of each division between the sections.

The entire sheets, i.e. including the unwatermarked margin at each end, were about one-eighth inch longer than the printing surfaces of the St. Helena 6d. plate, and the nine similar plates of Ceylon which were printed on this paper, but these varied somewhat in length. These small differences in length between the entire sheets and printing surfaces were only effective whilst printing on the sheets when

* *Barbados*, E. D. Bacon and F. H. Napier, London, Stanley Gibbons, Ltd., 1896, pp. 72–73.

extended by damping, and were so slight as to require great accuracy in placing them on these plates so as to comprise complete impressions of their printing surfaces. To avoid this inconvenience, during the two years from August 1864 to August 1866, Messrs. De La Rue & Co. printed the only supply of St. Helena, viz. 1s. on 6d., and a large majority of the Ceylon sheets one row short, by placing them on the printing surfaces so low as to omit an impression of the top row; sheets thus printed comprised only 228 stamps instead of 240; it thus came about that no stamps were printed on this paper from the top row of the Ceylon 4d. and 10d. plates; in the case of the 2s. Messrs. De La Rue & Co. went even further, since they delivered two invoices of this value two rows short, i.e. in sheets of 216; the 2s. therefore was delivered in sheets of 240, 228, and 216.

Whilst this method suited the convenience of the printers it caused great inconvenience to the Post Office, because the sheets mostly represented nineteen shillings and multiples thereof, and the balance mainly one pound and its multiples. The trouble was eventually overcome by producing a new paper more suitable to the Ceylon line-engraved plates, which paper was exclusively employed for those stamps of that Colony.

The Ceylon Crown & C C Paper.

This paper was invoiced thus:

Oct 27 1866 Crown Agents for the Colonies.
C C Moulds for Ceylon Postage.
One pair of Moulds containing two sheets of paper $24\frac{1}{2} \times 11\frac{1}{10}$ each.
Sheet marked with 240 Crowns & Lettering. Crown Colonies four times.

The description shows that there were two moulds for producing hand-made paper, the essential difference being that each sheet was watermarked in one pane of 240, 12×20. This paper was manufactured at once, and all Ceylon line-engraved postage stamps invoiced on and after December 18th, 1866, were printed on it, 240 to the sheet, which being about $2\frac{1}{2}$ inches longer than the former, caused no inconvenience. "Crown Colonies" appeared twice in each side margin, thus explaining "four times."

The description of the sheet and watermark is:

Ceylon Crown & C C Paper.

Size of Sheet. About $22\frac{3}{4} \times 11\frac{1}{10}$ inches. Deckle edge all round.

Watermark. 240 Crowns & C C, each $\frac{7}{8}$ inch high, 12×20, enclosed by a single-line rectangular frame, $21\frac{1}{4} \times 9\frac{7}{8}$ inches. The Crowns & C C are spaced vertically $\frac{3}{10}$ and horizontally $\frac{3}{16}$ inch, thus the Crowns & C C almost exactly coincided with the impressions on the plates.

CROWN COLONIES twice in each side margin, reading upwards at left and downwards at right. These words are in outline capitals $\frac{7}{10}$ inch high, width of strokes of letters $\frac{3}{32}$ inch. Each word CROWN is $2\frac{1}{2}$ inches and each word COLONIES is $3\frac{3}{8}$ inches long, the spaces between the words being $\frac{1}{3}\frac{1}{2}$ inch, whilst the spaces between the two CROWN COLONIES at each side are $3\frac{7}{8}$ inches. These words extend on each side, from the centre of row 2 to the top of row 9, and from the centre of row 12 to the top of row 19. The margins at each end of the sheet have no watermark.

The above are average dimensions, all may vary somewhat.

The Large Crown & C C Paper.

The third Crown & C C paper was made about 1864 for the Cape of Good Hope fiscal stamps, which can best be described as of the 5s. size. It is hand-made, watermarked in one pane of 240 Crowns and C C in twenty rows of twelve, enclosed by a single line, with " CROWN COLONIES " in outline sans-serif capitals twice in each side margin, reading upwards at left and downwards at right with a + between in centre. The Crowns & C C are almost the same size as the first paper and are so spaced as to allow one watermark to each stamp. This paper was employed for the first British Colonial surface-printed postage stamp of this size, viz. the Trinidad 5s. The paper for subsequent stamps is machine-made, and the watermark varies from the hand-made only in details of the Crown & C C and in the dimensions of the side inscriptions, these being somewhat longer, though the letters are shorter. It was used for typographic and line-engraved plates of various sizes. The Trinidad 5s. plate was in one pane of 240 and fitted the paper, so every stamp has a complete watermark upright in the centre.

Ceylon, 2 R. 50 c. The plate comprised 100 stamps, 10 × 10 and an additional column of blanks at each side, the plate in effect printing 12 × 10 ; this caused no inconvenience, as the watermarks were in rows of twelve. Two impressions of this plate could be printed on one sheet of paper with watermark upright, by encroaching upon both its upper and lower margins, thus allowing the tenth row of C C's to form the margin below the hundred stamps on the upper half, and the eleventh row of Crowns to form the margin above the hundred stamps on the lower half of the sheet ; the consequence being that the first row of the top sheet is watermarked with the marginal line and Crown below, the next eighteen rows with C C above the Crown of the watermark below, and the tenth row of the lower sheet with C C and marginal line below.

The plate was again utilised to produce the 1 R. 12 c. surcharged on 2 R. 50 c., this stamp is only watermarked sideways. The method would seem to have caused an extravagant use of the paper, but like the previous stamp it was only invoiced once. This plate was employed a third time to create the 1 R. 50 c. and 2 R. 25 c. surcharged on 2 R. 50 c., which reverted to the original plan of watermark upright.

The Ceylon 1 R. 12 c. plate was the same as the 2 R. 50 c. plate, but the stamp first has the watermark sideways and later upright.

The Natal 5s. plate, judging from the marginal inscriptions, was probably in one pane of 100, 10 × 10, the sheet of stamps apparently being printed on a sheet of paper placed sideways, so that the height of ten stamps was printed on the width of twelve watermarks, and the width of ten stamps on the height of ten watermarks. About 1899 the stamp was produced with watermark upright.

Malta 5s. Plate 120, 12 × 10, is watermarked upright in the same manner as the Ceylon 2 R. 50 c.

Sierra Leone 6d. though an ordinary size stamp is printed on this paper, the plate of 240 being divided into 12 panes of 20, was too large for the sheets of the usual Crown & C C paper.

The paper remained in use until the later years of King Edward's reign, and 5s. size stamps for numerous colonies were produced from both line-engraved and surface-printing plates, and in addition stamps of other sizes and shapes, resulting in the watermarks being either upright or sideways. Examples of these are

Antigua, 1903–9 : Bahamas, " Staircase," 1901 and 1903 : Barbados, 1897 : British Guiana, 1898 : Dominica, 1903 : Grenada, " Columbus " commemorative, 1898: Jamaica, " Llandovery Falls," 1900 : Mauritius, 1899 commemorative : Trinidad, " Landing of Columbus " commemorative, 1898.

The description of the sheet and watermark is :

THE LARGE CROWN & C C PAPER.

Size of Sheet. About 28⅛ by 15½ inches.

Watermark. 240 Crowns & C C, each $\frac{3}{32}$ inch high, 12×20, enclosed by a single-line rectangular frame, 26×13⅝ inches. The Crowns & C C are spaced vertically ⅜ and horizontally 1⅛ inch.

CROWN COLONIES twice in each side margin, reading upwards at left and downwards at right. These words are in outline capitals $\frac{7}{16}$ inch high, width of strokes of letters ⅛ inch. Each word CROWN is 3 inches and each word COLONIES is 4⅜ inches long, the spaces between the words being ⅝ inch, whilst the spaces between the two CROWN COLONIES at each side are 5 inches. These words extend on each side, from the foot of row 2 to the top of row 9, and from the foot of row 12 to the top of row 19. There is a cross in the centre of all four margins.

The above are average dimensions, all may vary slightly.

THE C A OVER CROWN PAPER.

A paper primarily intended for fiscal stamps. It was first employed postally for the first issue of Labuan in 1879, the sheets were evidently cut up in such a manner as to cause the watermark to be sideways. The Mauritius, Diamond Jubilee, 36 c. is sideways. The Trinidad 5s., 10s. and £1 of 1896–1900 are also on this paper, and so likewise are the Sierra Leone, Stamp Duty converted into Postage and Revenue stamps, watermark upright. I have not discovered the date when this paper was first manufactured.

THE CROWN & C A PAPER.

The earliest invoice of stamps known to have been printed on this paper is 22nd November, 1881, viz. Bahamas, 1s., given by Mr. E. D. Bacon in his article on Malta in the *London Philatelist*, October 1929, page 224, but he was clearly unaware of its date of introduction. The date of invoice of the dandy roll was June 29th, 1881 ; its invoice is :

CROWN AGENTS FOR THE COLONIES.

" C A " POSTAGE DANDY ROLL.

June 29. 1881 A 4 sheet postage Dandy Roll each sheet containing 240 watermarks " C A " and a Crown over.

Each sheet divided into 4 parts with lettering ' Crown Agents for the Colonies ' in side margins and ' Crown Agents ' across the Central bar.

The description proves that this machine-made paper was watermarked four sheets wide ; full details are scarcely necessary since diagrams of the watermark have been published in " Postage Stamps in the Making," by Fred J. Melville, in *Gibbons' Stamp Weekly*, and reprinted in book form, 1916.

At this date the Perkins, Bacon line-engraved plates for several colonies had

become obsolete ; thus St. Helena has the only plate of 240 large-size stamps ever printed on this paper, but Antigua and Montserrat, Bahamas, St. Lucia, Trinidad, Turks Islands, and Western Australia survived, and the St. Vincent plates were first printed from by Messrs. De La Rue & Co. after this paper had come into use. An immense variety of typographic plates of different sizes and those of other manufacture were also employed, including Falkland Islands and Gambia, which are instances of stamps on this paper watermarked upright and sideways.

The paper continued in use until about the middle of King Edward's reign, when it was supplanted by the multiple watermark.

The use of these papers exemplifies how numerous were the various conflicting interests. The Perkins, Bacon line-engraved plates, paid for by each colony, were too expensive to be scrapped, they ranged from 30 ordinary size to 240 large size ; whilst the De La Rue typographic plates ranged from 15 ordinary to 240 5s. size, and the Labuan plates were only 10 ; the Bradbury, Wilkinson plates were 60. All had to be printed on one or more of these papers, resulting in an impracticable situation in the case of Ceylon, and an extravagant waste of paper in other cases, which eventually suggested the use of an all-over watermark.

It may seem that I can think only in terms of Ceylon, but one paper is exclusively its own, and the Large Crown & C C paper has been mainly described with reference to the stamps of that Colony because the details of those plates have been ascertained, without which the method of printing in its relation to the sheet, and therefore watermark, cannot be determined ; as an instance, Malta 5s. and Ceylon 2 R. 50 c. are alike in printing surface, but differ in number of stamps on the plate.

I have given details of the dates and some new points regarding the origin of three papers, an indication of a fourth, and but little of the fifth ; thinking it better to narrate a substantial portion of the story now, rather than hope to give the whole in the very indefinite future.

Stamp Magazine Nov 1987

Seeing the light

Over the past few months a number of disturbing press releases have been landing on my desk. But in a way, while their contents are far from pleasing, they do hold out a very important glimmer of hope.

The releases all tend to focus on the activities of Philatelists Ltd in their last few years. As agents for a number of countries, including St Vincent, Tuvalu, Montserrat, St Lucia, St Kitts, Nevis, British Virgin Islands and Kiribati, they operated for about ten years. Even in the early years, many had qualms at the activities, but these proved insignificant compared with the developments of more recent times. I am of course referring to the 'Leaders of the World' programme, which spawned hundreds of stamps, coupled with imperforate and colour missing errors and the so-called 'Plate Proofs'. Some countries, such as Kiribati, quickly saw the warning light, and either cut themselves loose from Philatelists or refused to be part of the 'LOW" scheme.

To be fair, the initial concept had some merit: to try and produce stamps with designs to meet wide appeal, and offer these through various promotions, such as with petrol, as a way of publicising and expanding the hobby. The trouble was that the promotions did not materialise, while the countries who had signed for the scheme were promised ever-increasing financial returns. The only way to meet these financial obligations was to issue more and more.

The crunch came last year when Philatelists Ltd went into liquidation. Understandably but unfortunately the receiver needed to realise as much from the 'assets' as he could. These assets included large quantities of unsold stamps, mostly 'Leaders' which were disposed of as 'job lots' at under face value.

Much harm has been done by the 'Leaders' scheme, and regrettably the chapter is not entirely closed, for offers of 'railway' or 'automobile' collections are still appearing in certain specialist (non-philatelic) publications, from an address in Southampton. It also seems as if some of the liquidation stock is being unloaded on to the philatelic market in various guises.

So how can I start this 'Comment' by stating that there is a glimmer of hope? The reason is that many countries are now not reluctant to express their views about the antics of Philatelists Ltd. In our 'Keeping You Posted' columns we have published the vehement comments which have been expressed by the British Virgin Islands.

Most of the countries which used Philatelists have now returned to far more respectable agencies, with St Lucia, St Kitts, Nevis and possibly the British Virgin Islands returning to the Crown Agents. Not all have shown such wisdom — it seems unfortunate that St Vincent and Tuvalu should have signed with a new agency directly connected with 'the address in Southampton' mentioned earlier.

Just recently we received from Rushstamps details of miniature sheets from St Lucia, Tuvalu, St Vincent, Azores, Madeira and Montserrat overprinted with the logo of Capex, the international stamp exhibition which was held in Toronto. All but one of these countries have subsequently made it quite clear that they have not authorised such an overprint and therefore the releases are not legitimate as far as the issuing countries are concerned. The one exception is Montserrat, which I shall return to in a few moments. In most cases, one can only assume that the sheets overprinted are part of the 'liquidated stock' (except for Azores and Madeira, where possibly Rushstamps over-bought when the sheets were first released).

Rushstamps have not acted illegally as such, for they have only overprinted the margins of the miniature sheets (a practice they used ten years ago with overprints on the first Great Britain miniature sheet). What is encouraging is the speed and firmness with which countries have condemned these items which were produced without their authority.

The exception is Montserrat, which has offered the Capex overprints on its stock lists. However, it seems fairly safe to assume that the overprinting was arranged for Montserrat by Rushstamps, probably not using a security printer. One must therefore view with caution the announcement from Rushstamps that some of the Montserrat sheets have been 'discovered' with the red portion of the Capex ove

Equall

distur

imperforate examples of stamps produced on their behalf by Philatelists — again one assumes part of the 'liquidation stock'. These countries state that they most certainly never authorised the production of such imperforate stamps and were totally unaware of their existence.

So while the 'Leaders' scheme has left a sour taste in many mouths, and while the release of unauthorised overprints and imperforates is unwelcome, it is gratifying to see postal administrations being so willing to expose and condemn such activities. It is worth noting that many have seen the errors of their ways and are returning to more respectable agencies. One can look to the future with more confidence.