St Christopher
St Kitts
Nevis
Anguilla

STAMP COLLECTORS' FORTNIGHTLY Mch. 24, 1928

ST. KITTS-NEVIS

St. Kitts-Nevis, 1903-1927.

By HARRY E. HUBER.

(*Continued from page 76.*)

32.—*Postal Stationery, St. Christopher*, 1879-1887.

On the 1st July, 1879, St. Christopher was admitted to the Universal Postal Union, and on November 18th issued a 1½d. post card, light brown on buff, 121 x 87 mm., printed by Messrs. De La Rue & Co. The stamp in the upper right corner is in the general keyplate design introduced by them for postage stamps of British Colonies, about 1879. (Between 1879 and 1890, the 1d., 2½d., 4d., 6d. and 1s. stamps of Nevis appeared in this design). Within an octagon is a profile portrait of Queen Victoria, facing the left, on a ground of horizontal lines. Labels at the top and bottom are inscribed " St. Christopher " and " Penny Halfpenny " respectively, in coloured letters; at the sides a row of 16 small white lozenges, and in the spandrels, triangular ornaments. At the top of the card are four lines of printed matter—" Union Postale Universelle—St. Christopher (St. Christophe)—POST (Royal Arms) CARD—The address only to be written on this side."

A 1d. card, with the stamp and printed matter in rose, appeared in July, 1882, identical in size, lettering and design of the stamp, with the 1½d. card, except that the value is given as " One Penny."

The supply of 1½d. cards having exhausted in February, 1883, until a further lot was received, the 1d. card was sold with a half of a 1d. violet, or a ½d. green adhesive stamp attached to it.

In 1887, the size of the 1d. and 1½d. cards was changed to 139 x 88 mm. The lettering is the same, but the stamp is different; the head of Queen Victoria is on a solid circle of colour, and labels at the top and bottom, with the name of the Colony, and the denomination, respectively, are inscribed in colourless letters.

On the reply cards, 1d. and 1½d., issued at the same time, there is the additional letterpress in the lower left corner, in four lines, *i.e.* " The annexed card is intended—for the answer"—("Le carte ci-jointe est destinee—a la response "). The reply portion has the word " REPLY " in Roman caps, under the fourth line of the letterpress at the top.

St. Christopher, post cards.

1879-1882. Head of Queen Victoria, within an octagon.
1½d. light brown, 121 x 87 mm. (Nov. 18th, 1879).
1d. rose, 121 x 87 mm. (July, 1882).

1887. Head of Queen Victoria on a circular medallion.
1d. carmine, 139 x 88 mm.
1d. x 1d. carmine, reply card.
1½d. dark brown, 139 x 88 mm.
1½d. x 1½d. dark brown, reply card.

33.—*Postal Stationery, Nevis*, 1879-1887.

Nevis was admitted to the Universal Postal Union at the same time as St. Christopher, and late in 1879, there appeared a 1½d. light brown, post card, in the same stamp design, size, and with the same letterpress as the St. Christopher card, except for the necessary change in the name of the Colony, in the heading and on the stamp. In 1886, a supply was sent out on straw card, instead of buff, and measuring 139 x 88 mm.

In 1886, 1d. carmine, and in 1887, 1½d. dark brown cards, 139 x 88 were placed on sale, with the stamp changed in design to the Head of Queen Victoria within a circle, instead of an octagon. In May, 1886, reply cards of the two denominations, 1d. and 1½d. were issued. The size, lettering and stamp design all duplicate the issue made by St. Christopher in 1887, except for the name of the Colony.

Nevis. Post Cards.

1879-1886. Head of Queen Victoria, within an octagon.
1½d. light brown, 121 x 87 mm. (1879).
1½d. light brown, 139 x 88 mm. (1886).

1886-1887. Head of Queen Victoria on a circular medallion.
1d. carmine, 139 x 88 mm. (1886).
1d. x 1d. carmine, reply card. (May, 1886).
1½d. dark brown, 139 x 88 mm. (1887).
1½d. x 1½d. dark brown, reply card. (May, 1886).

34.—*Postal Stationery. Leeward Islands Federation*, 1890-1903.

The postage stamps and postal stationery of all the Presidencies of the Leeward Islands Federation were superseded on October 31st, 1890, by a uniform series of stamps and stationery inscribed " Leeward Islands."

(*a*). *Post Cards.*

The cards are of two denominations, 1d. and 1½d., 139 x 88 mm., with the stamp in the same design, and with the same arrangement of lettering, as on the 1887 issues made for St. Christopher and Nevis, except that the inscription on the stamp is changed to " Leeward Islands," and the second line of the letterpress reads " Leeward Islands (Isles Sous Les Vent) ". Reply cards in the same denominations, and designs, were provided at the same time.

In 1902, ½d., 1d. and 1d. x 1d. reply cards were issued with the stamp changed to incorporate the head of King Edward VII., is an oval facing the left. The name of the Colony is in colourless letters at the top, and the denomination is at the bottom, as usual.

The ½d. card, measures 121 x 74 mm., and has three lines of lettering, *i.e.*, POST (Royal Arms) CARD—Leeward Islands—The address only to be written on this side."

The 1d. single and reply cards are larger in size, 139 x 88 mm., and the heading in four lines is somewhat changed—" Union Postale Universelle—Leeward Islands (Isles Sous Les Vent)—Post Card (Royal Arms) Carte Postale—The address only to be written on this side."

(*To be continued.*)

1/2

(Continuation.)

St. Kitts-Nevis, 1903-1927.

By Harry E. Huber.

(Continued from page 114).

Post Cards—Leeward Islands.

Oct. 31st, 1890. Head of Queen Victoria on a solid circle of colour.
- 1d. carmine, 139 x 88 mm.
- 1d. x 1d. carmine, reply card.
- 1½d. dark brown, 139 x 88 mm.
- 1½d. x 1½d. dark brown, reply card.

1902. Head of King Edward VII., within an oval.
- ½d. green. 121 x 74 mm.
- 1d. carmine. 139 x 88 mm.
- 1d. x 1d. carmine, reply card.

(*b*). *Wrappers.*

Newspaper wrappers, ½d. and 1d. on buff paper, were issued on October 31st, 1890. These measure 127 x 305 mm., and are tapered and gummed at the upper end. The stamp, in the same design as used on the single and reply cards, and five lines of instructions, are printed in colour.

" This Wrapper may only be used for Newspapers or for—such documents as are allowed to be sent at the Book-rate—of postage and must not enclose any letter or communication—of the nature of a letter (whether separate or otherwise).—If this rule be infringed, the packet will be charged as a letter."

In 1902, the stamp was changed to the design used for the post cards of the Edwardian issue.

Wrappers—Leeward Islands.

Oct. 31st, 1890. Head of Queen Victoria within a circle.
- ½d. dark green, 127 x 305 mm.
- 1d. carmine, 127 x 305 mm.

1902. Head of King Edward VII. within an oval.
- ½d. green, 127 x 305 mm.
- 1d. carmine, 127 x 305 mm.

(*c*). *Envelopes.*

Envelopes, 1d. rose and 2½d. blue, on white wove paper, and in two sizes (120 x 94 mm. and 140 x 78 mm.) for each denomination, were issued October 31st, 1890.

The stamps, embossed in colourless, are oval shaped, with the head of Queen Victoria within an inner oval. " Leeward Islands Postage " curved is at the top, and " One Penny " at the bottom. The rest of the design is made up of engine turnings. The stamp on the 1d. has a serrated edge, and the inscription is in coloured letters, while on the 2½d. the oval has plain edges, and the lettering is colourless.

In 1902, the design was changed to embody the head of King Edward VII. The Imperial Crown is inserted above the King's head (which faces left), and the value is moved to the top, *i.e.* " One (Crown) Penny " or " Two Pence (Crown) Halfpenny," and " Leeward Islands Postage " positioned at the foot. In both cases, the oval have plain edges, and the inscriptions are in colourless letters.

Envelopes—Leeward Islands.

Oct. 31st, 1890. Head of Queen Victoria within an oval (embossed).
- 1d. rose, 120 x 94 and 140 x 78 mm.
- 2½d. blue, 120 x 94 and 140 x 78 mm.

1902. Head of King Edward VII., within an oval (embossed).
- 1d. carmine, 120 x 94 mm.
- 2½d. blue, 120 x 94 mm.

(To be continued).

May 3 '82.

St Christopher Postage Stamps

Scheme of Colours

Existing Colours









Proposed Scheme of Colours

½d 

1d 

2½d 

Colours settled by the International Postal Convention

4d 

6d 

Same colour as the English 6d Postage Stamp.

May 3, 1882.

This colour scheme was submitted, because the introduction of a ½d value necessitated the Postal convention colours being followed for the ½d, 1d and 2½d and the current 6d was in green. It accorded with the new Barbados scheme

Feby 1870

These two stamps are specimens cut from the Private Day Book, under the above date, in respect of the initial issue of 1 April 1870.

The entry reads as follows:-

" Feby 14.

Crown Agents for the Colonies

St. Christopher Postage die,

Plates and Stamps



Engraving one steel die with the head of Her Majesty &c.

Making from the above die a key forme of 20 multiples.

Engraving and making two duty overprint plates duties one penny and sixpence each plate of 20 multiples.

Printing from the Key forme and overprinting from the respective duty plates

670 sheets of 20 multiples duty one penny
670 " " 20 " " sixpence

340 sheets of 20 multiples = 26,800 stamps

Case lined tin "

ST. CHRISTOPHER



These specimens in the Private Day Book under the date shown, the 1d being perf. 12½, refer to the following entry:-

"Nov. 14.

The Crown Agents for the Colonies

S. Christopher Postage Stamps

500 sheets of 20 multiples. Duty one Penny.
1199 " " " " " sixpence.

1699 sheets x 20 = 33.980 stamps. "

Ex National Postal Museum 1990
4 sheets

ST. CHRISTOPHER
1870.

Blank duty die proof from the original engraving, together with proofs of the first two duty values, of which twenty leads of each were struck on January 25, 1870.



X whole item

1 April 1870.
Letterpress
Wmk Crown C.C. Perf 12½



1875-76
Perf.14

Wmk. Crown C.C.

November 1879
Perf.14

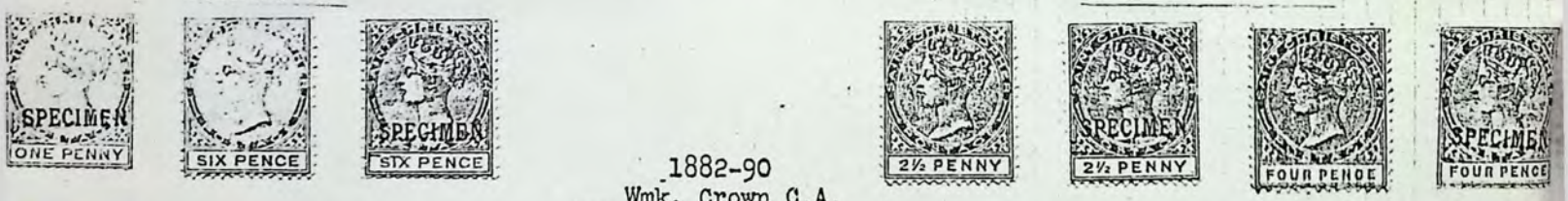

1882-90
Wmk. Crown C.A.



ST. K
(ST. CHRIS

THE PHILATELIST, April, 1963

The Plantation Papers: IX—St. Kitts

By COLIN MAYCOCK

(Continued from page 131)

From the very large volume of correspondence with St. Kitts in the *Plantation Papers*, nearly 700 postal entires were recorded with dates between 1815 and 1853.

Packet Letters

(1) **ST. KITTS medium fleuron, type [PG], 28.5 mm. vertical diameter.**

This handstamp, which was the second in the series of three used in St. Kitts between 1807 and 1844 and had been in use since 1812, was noted on 103 letters with dates from 10.7.1815 to 26.2.1824. It was struck on the face of letters until August, 1822, and thereafter was used as a backstamp. The earlier examples have a date-line with the day of the month repeated, e.g. 16DE16/1818 (Fig. 1), and on two occasions both day and month repeated, e.g. 9FE9FE/1822 and MY4MY4/1822 (725/94 [40]) (Fig. 2). From August, 1822 (with one or two exceptions), the date appears singly, with either day or month preceding. Varieties include inversion of the figures "181" in 1816, 1817 and 1819; inversion of "8" in 1822; and three impressions of August 10, 1823, which have been amended very neatly by pen from JY to AU.

(2) **ST. KITTS small fleuron, type [PG], 25 mm. vertical diameter.**

The practice of impressing the St. Kitts date-stamp on the back of letters continued throughout the use of the small fleuron and, as a result, nearly every one of the 276 examples recorded was "split"—struck across the sealed flap—and the quality was usually poor. The earliest date found was AU 9/1824 and, with the exception of 1839, copies were found in every year to 1844. The month precedes the day in the date-line, except in January, 1841, and August and September, 1842 (see Fig. 3). From 1840 to 1844, only the two final figures of the year were used, sometimes central below the date-line, sometimes to the left or to the right (see Fig. 4), and in January and April, 1844, the final digit only appears, e.g. AP12/4 (latest date recorded).

(3) **Re-use of ST. KITTS large fleuron, type [PG], 33 mm. vertical diameter.**

From October, 1844, to September, 1845, a continuous run of twenty examples of the large [PG] was recorded, struck in red, the year being shown as "44" or "45". The use of this old handstamp (last used at least 32 years before) is difficult to understand, because the new sanserif [PL] had been issued and used earlier in 1844 (see (4) below). The employment of red ink is unusual on unpaid letters (but compare Bermuda, 1849, and Tortola, 1841-7) and must have confused the London postal staff, as no manuscript charges appear on these twenty letters except the last. On this one, dated 26.9.1845 (746/20 [45]), the red fleuron (SE28/45) has been heavily overwritten with a large "2/-" and there is a normal [PL] (SP28/1845) struck on the reverse of the cover. Two other examples show similar uncertainty: the first (illustrated Fig. 5) is on a letter dated 13.12.1844 (746/14 [57]) and has a large fleuron in red (DE28/44), beside which is a 25 mm. ST. KITTS PAID (DE28/44) struck out in ink. The fact that the Paid stamp has been deleted seems to indicate that the red fleuron was in use as an unpaid date-stamp, although the letter bears a London tombstone PAID mark of 20.1.1845. The second example is a letter dated 28.4.1845 (737/00 [19]), which has a black [PL] strike (AP28/1845) superimposed on the red fleuron (AP28/45), although apparently no unpaid charge was raised.

(4) **ST. KITTS sanserif broken circle, type [PL], 25 mm. diameter.**

217 examples of type [PL] were recorded from AU27/1844 to AP28/1853. No use was made of check letters and the month precedes the day in the date-line except for 9AU9/1850 (see Fig. 6). From February, 1847, to November, 1848, the two concentric arcs at the lower half of the stamp appear as a single black band (presumably it needed cleaning). Occasional varieties were found, e.g. JY59/1849; a wrong fount "3" in AU30/1850; and an impossible SP29/5840 (1848) (see Fig. 7).

(5) **Paid stamps.**

The earliest paid letter found was dated 18.1.1817 (720/11) and bore a medium fleuron 18JA18/1817 in black, with a red PAID/TO/ENGLAND in serif capitals 3 mm. high within a 30 mm. diameter circle (the word ENGLAND is blurred but conjecturable). This mark is **previously unrecorded** (see Fig. 8). Three other letters were found bearing the unframed ST. KITTS PAID 25 mm. c.d.s., the first (722/15) dated NO6/1829 (see Fig. 9), and the others DE28/44 (mentioned in (3) above) and MR28/45, which has also a [PL] MR28/1845, cancelled in ink (745/392 [16]).

(Continued under)

ST. KITTS.
(ST. CHRISTOPHER.)

THE PHILATELIST, April, 1963

1 2



3 4



5



6 7 9 10



8

Continued o/leaf

(Continued under)

(6) **Letters without marks of origin.**

Fourteen letters were noted having no mark of origin, nine in the period 1829-32 (all with London P.3 PACKET LETTER) and five in 1843-44 with London receiving marks only. One further letter (743/27 [3]) marked "Packet" in manuscript has a COVE c.d.s. (FE8/1842) and a Dublin diamond (FE10/42).

Ship Letters

Ports of arrival of 54 ship letters from St. Kitts were recorded as follows:

Bristol	S.7 (4)	1822-31	Southampton	S.7 red	1825
Deal	S.8 (14)	1817-37	Cowes	S.1 (2)	1823
Falmouth	S.6 (b) red	1820	Dover	S.9 (6)	1815-22
Kingsbridge	S.1	1825		S.11 (2)	1827-28
	S.2	1826	Hastings	S.3	1828
Margate	S.5	1828	London	S.20 (2)	1819
Penzance	S.3	1821	Milford	S.3 red	1825
	S.4 (2)	1832	Plymouth	S.6 (5)	1820-33
Portsmouth	S.11	1815	Ryde	S.3 (2)	1819
	S.13 (3)	1818-32	Swanage	S.5	1844
	S.14 green	1819			

The Milford red S.3 of 1825 is a further early example of this mark (see also Plantation Papers VI — Jamaica, page 65).

The most interesting of the ship letters is that dated 14.2.15 (720/9 [2]) bearing the oval Portsmouth S.11 superimposed on a fine strike of a single line ST. KITTS, 5.5×39 mm., a very late use of this colonial handstamp (see Fig. 10).

~~[To be continued]~~

ST. KITTS CANCELLATIONS

Mr. W. A. Wilson has kindly sent to us the folowing letter which he has received from the Postmaster of St. Kitts:—

Dear Sir,

In reply to your enquiry of October 24th, the postmark you refer to seems to be one which was in use for obliterating stamps and which Mr. George King, a former Postmaster, tells me he used up to 1936. He says it was in frequent, though not constant, use since only one was in the Office. What looks like "Army" to you is an "A" followed by bars.

Yours very truly,

J. D. MALONEY (Postmaster).

General Post Office,
Basseterre, St. Kitts,
February 2nd, 1949.

* * *

ST. CHRISTOPHER

May-June 1969,

To the Editor,
The Stamp Lover,

ST. CHRISTOPHER 1d. CARMINE-ROSE (S.G. 13a) USED ON COVER WITH MANUSCRIPT CANCELLATION "30/4/85"

Dear Sir,

I have recently come across this cover and will be very pleased to know whether any member can confirm my opinion of the reason for the unusual cancellation.

It is probably known to collectors of this small colony that the village postmasters acted more as receiving agents for the main post office at Basseterre and were only supplied with 1d. stamps and no canceller. Hence, they normally collected 1d. and affixed the appropriate stamp with manuscript date in ink) which they kept for their work, and the appropriate additional postage in cash was handed in at the main post office, i.e. 6d. for a letter to England, British Guiana, etc.

In March, 1885, until the ½d. stamp was issued, the 1d. magenta or carmine-rose could be used, bisected, on "tucked-in" letters, such as bills and printed forms, and of course a half stamp was usually surcharged "Halfpenny" (S.G. 22).

It is the use with only manuscript cancellation and the absence of any other stamp on this locally posted letter to another address in the same village which is so unusual.

Can any member throw any light on this "novel" item?

Yours sincerely,
MEMBER No. 13968
(Name and address given).

Brighton,
Sussex.

"ST. CHRISTOPHER KILLER".



Dear Sir,— With reference to your article in the October issue of "The Philatelist", I have been puzzling over this postmark for some years, but have not yet arrived at a solution.

(1) I enclose a copy 1d. with the **single** bar* or date cancellation, which also bears the London postmark in red dated "Oct. 1.79".

(2) Also pair of the 6d. with a similar cancellation, but with 3 lines in the centre instead of one. and

(3) copy of 1d. with St. Kitts, C.D.S. "A. AU 16.74" in 3 lines and "St. Kitts" at top. The circle is same size as your killer, and lettering, etc., rather smudgy — could this have been damaged?

I hope someone may be able to clear up the mystery.— Yours sincerely,

P. BRIDGE.

* This looks like AMJY.— Ed.]

St. CHRISTOPHER

STRAND STAMP JOURNAL, July, 1962.

VOL. XIII JULY 1962 No. 10

Saint Christopher

A GREAT RARITY



1888

ONE
PENNY ON 2½d. ULTRAMARINE,

SURCHARGE INVERTED. S.G.28a. MINT

R.P.S. CERTIFICATE

Elongated 'E' for St Christopher

There is a growing interest in those varieties to be found on Key Type definitives which, of course, stretch back to the period of De La Rue's dominance of colonial stamp production during the Victorian era.

Mr David Muscott, the Godalming dealer, has recently shown me a rather interesting variety on St Christopher, No 13, the 1882–90 watermark Crown CA 1d. carmine-rose. This shows considerable damage to the 'E' of 'ONE', together with what may also be recutting on the preceding letter. At least two examples are known on this particular stamp, Row 2 stamp 1 of the pane of 20 from plate 1. Unless there was a new duty plate for this value, it would seem logical that the variety would have survived until the end of St Christopher issues in 1890, but it would be interesting to know if it also exists on the earlier dull magenta shade of the Crown CA 1d. or, indeed, on the various printings of the preceding Crown CC series.

G.S.M. May 1999

STAMP MAGAZINE Jan. 1968

St. Kitts-Nevis

West Indies Methodist Conference set (3c, 25c, 40c), released 1st December, comes in sheets of 50, with plate numbers 1A 1A 1A or 1B 1B 1B for all values. All values from plate 1B 1B 1B show a constant variety on stamp 5 of row 5, in that a purple spot appears on the Queen's silhouette (normally in white). In addition the 40c. value from plate 1B 1B 1B on row 4, stamp 1 has a coloured spot on the left hand arm of the cross. **Richard West**

STAMP COLLECTING, March 14, 1968.

ST. CHRISTOPHER, NEVIS, ANGUILLA



JC 14/3/68

4

1967 West Indian Methodist Conference.
Row 5, No. 10. Broken first "s" in "ST. KITTS". Positional pair.

V41 40c. black, brown and orange. 15 0 10 0

FILE COPIES

Scheme
C.A. 10
57
166 appl.









Oct. 1888.



Feb 1890



1/- Rev Optd plate used.



FISCALS USED FOR POSTAGE
1882
Letterpress Perf 14
Wmk Crown CA.







REVENUE





August 1, 1883

This proposed scheme of colours, using the original blank duty key-plate die, was submitted to accord with the International Postal Convention requirements. It was approved on September 28th, when an order was received for ½d, 1d, 2½d and 4d, the ½d to be printed in the conventional green. The existing 6d green was printed for Revenue purposes, but our suggestion for postal purposes was adopted and used three years later.

Augt 1.83.

Nevis Postage Stamps.

Existing and proposed Schemes of Colours.

½d Green

Existing Colours





1d





2½d

Proposed colours, being those established by the International Postal Convention for these two duties





4d





6d

Proposed colours

Ex National Postal Museum 1990
3 sheets

NEVIS
1879-80
Letterpress Perf 14
Wmk Crown CC.



1883-90
Wmk Crown C.A.





1882



Name & Duty dies from which
60 leads of each were struck

August, 1879.



23rd February, 1881



18th July, 1882



20th December 1882

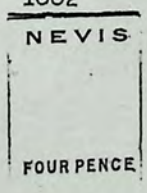

5th October 1883



1861
Recess. Perf 13.
Nissen & Parker



STAMP LOVER. Vol. 29, p. 50-51 & 161
1935.

The Forgeries of Nevis.

By Fleet Paymaster A. R. COWMAN, R.N.

1861-78. 1d. Red.



FIRST FORGERY.

LITHOGRAPHED, in vermilion, or in carmine. The following varieties occur:—

(1) On yellowish-white paper; badly pin-perforated; with Colonial postmark.

(2) On thin white paper; badly pin-perforated; with Colonial postmark.

(3) On thin white paper; clean perf. 12; with circular postmark. In the First Forgeries of this and the other values of this issue, copies on this paper are nearly always torn or defective.

(4) Very coarse impression; unused.

There are dividing-lines 1¼mm. outside the stamp. The top outline of each of the upper corner-squares projects well above the level of the top of the NEVIS-label.

SECOND FORGERY.

Engraved, on white, or on bluish paper; clean perf. 11½ (genuine engraved stamps never had this perforation); unused; or with Colonial postmark. The vertical rows of white diamonds in the side-frames are too large. The profile of the sick woman is formed by four faint oblique lines. This is a very dangerous counterfeit.

THIRD FORGERY.

Lithographed, on yellowish-white paper; unused, without gum. There seem to be an unduly large number of white diamonds, formed by the interlacing lines, down each side; they vary much in shape and size, and are not disposed in 2 vertical rows, as in the genuine; indeed, *three* rows may be counted for the greater part of the way down the right side. The star in the S.W. corner-square is placed too high in the square. The left-hand fold of the apron of the standing woman does not fall so low as the rest of the apron.

FOURTH FORGERY.

Lithographed; postmarked with parallel bars. There are dividing-lines 1mm. outside the stamp. The intersecting semi-circles down the side-frames are formed of single lines, instead of 4 lines each. The background has a very white appearance, consisting of some faint wavy vertical lines which do not reach to the top of the central square; the mountain and waterfall shown in the genuine are quite absent. The O of ONE is thick, and much broader than the N after it. The letters of both inscriptions are much too large, especially of NEVIS.

FIFTH FORGERY.

In many respects this is like the last, though it is a different Forgery. Lithographed; unused. The intersecting semi-circles down the side-frames are formed of single lines, instead of 4 lines each. The background is of faint wavy lines which do not reach to the top of the central square. The lettering is slightly larger than that of the genuine inscriptions; but the O of ONE is again too thick, and nearly circular, instead of oval, and much broader than the N after it. The E of PENNY is an F. The tongue of the E of NEVIS is nearer to the top limb than to the bottom limb of the letter.

Same Issue. 4d. Rose, Orange.



FIRST FORGERY.

Lithographed. The following varieties occur:—

(1) In carmine, deep carmine, or orange, on white paper; badly pin-perforated; with Colonial postmark.

(2) In pale pink, on thin white paper; clean perf. 12; with circular postmark.

(3) In orange, on thin white paper; perf. 12½ with small holes; with Colonial postmark.

(4) In rose, on white paper; clean perf. 12½; with Colonial postmark.

There are dividing-lines 1¼mm. outside the stamp. The white outline of the central circle, instead of being separated from the white outline of the frame by a thin hair-line, as in the originals, does not touch it on the right, and is still further from it on the left, on which side the pattern of pairs of white horizontal lines is contained in the intervening space.

SECOND FORGERY.

Engraved, in red, on thick, or on thin bluish paper; perf. 11½ or 15 (genuine stamps did not exist perf. 11½); unused, with gum; or with Colonial postmark. The rock in the background is shaded with vertical lines only, without any horizontal lines; and the clouds to the right of the standing woman consist of horizontal lines only, without any dots. The sick woman has no eye, nose, or mouth, and her right hand touches the outline of the central circle, instead of being 2mm. distant from it.

THIRD FORGERY.

Coarsely lithographed, on white paper with a buff wash; perf. 13; with Colonial postmark. The perforations in the S.E. corner of the stamp are out of alignment in my copy. The I of NEVIS is nearer to the S than to the V. In the little triangular space, immediately to the N.W. of the N of NEVIS, the network consists of only 2 horizontal lines crossed by 2 oblique ones.

(To be continued.)

NEVIS

(cont.)

The Forgeries of Nevis.

By Fleet Paymaster A. R. COWMAN, R.N.

(Concluded from page 50.)

Same Issue. 6d. Grey.



FIRST FORGERY.

Lithographed. The following varieties occur:—

(1) On white paper; badly pin-perforated; with Colonial postmark.

(2) On thin white paper; imperforate (?), or perf. 12; with circular postmark.

There are dividing-lines 1¼mm. outside the stamp. The design in the 4 spandrels, between the central circle and the frames, is indistinct, and does not form a pattern of horizontal rows of little white diamonds, as in genuine copies. The wavy vertical lines in the side-frames are excessively thin and fine.

SECOND FORGERY.

Engraved, on bluish paper; perf. 11½; with Colonial postmark, retaining the gum on the back. Genuine stamps did not exist perf. 11½. The leaf-ornament in the N.W. corner has only 5 lobes; the other similar ornaments have 7. The top half of the X of SIX is much smaller than the lower half.

Same Issue. 1s. Blue-Green, Yellow-Green.



FIRST FORGERY.

Lithographed. The following varieties occur:—

(1) In yellow-green, on yellowish-white paper; badly pin-perforated; with Colonial postmark. I have a copy with an extra row of perforations running transversely across the stamp.

(2) In blue-green, on thin white paper; imperforate, or perforated; with circular postmark, or postmarked with an oval enclosing parellel lines.

There are dividing-lines 1¼mm. outside the stamp. In NEVIS, the 2 vertical strokes of the N are not quite parellel, the 2nd stroke sloping outwards too much; and the top limb of the E is thicker than the lower one. In the corners, each pair of parellel oblique lines runs continuously across the triangular space: this is not the case in the genuine, in which each corner is formed of rows of double-lined little squares, which touch one another at their corners.

SECOND FORGERY.

Engraved, in blue-green, or in yellow-green, on white, or on bluish paper; perf. 11½ (genuine copies did not exist so perforated); with Colonial postmark, or postmarked with 4 concentric circles; or with the early oval cancellation used in Victoria, with I over V in the centre; or with an oval of thick parellel bars. One of my copies has a double row of perforations down the right side. The design of parellel lines shows a similar inaccuracy to that described for the First Forgery. The sick woman wears a tight veil.

THIRD FORGERY.

Lithographed, in pale green; perf. 11½ (instead of 15); with Colonial postmark. The design of parellel lines shows a similar inaccuracy to that described for the First Forgery. The waterfall is shown as a single thin white line, which can be traced as far down as the sick woman. There is no trace of any little horizontal lines of shading to the right of the standing woman. The whole impression is very coarse.

1884. 1d. Carmine: Wmk. Crown CA, perf. 14.



FORGERY.

Coarsely lithographed; no watermark; perf. 11½; postmarked, but retaining the gum on the back. It bears the misspelt overprint FACSIMILY across the lower part of the stamp. ONE PENNY is much too small, and measures only 13½mm. instead of 15½mm. The oblique stroke of the N of NEVIS joins the body of the 2nd vertical stroke, but not of the 1st stroke. The O of ONE is circular instead of oval. The face is strongly outlined the whole way. The 2 front ornaments on the coronet touch the 2nd, instead of the 4th, line of shading.

1883. 6d. Green: Wmk. Crown CA, perf. 14.

FORGERY.

This is a clever and dangerous fake from the ½d. dull green of this issue, from which the value-label has been removed, and a label with the words SIX PENCE substituted. Close examination shows that the 2 thick horizontal coloured lines above SIX PENCE are not quite parallel. The Colonial postmark has been continued over the substituted part. There are several initials and symbols on the back of the stamps, implying a guarantee of genuineness—one of them, strange to say, resembling a *lyre* in shape.

THE

Stamp Collectors' Fortnightly

AND INTERNATIONAL STAMP ADVERTISER.

With which are incorporated "Stamps," the "Stamp Collectors' Monthly," the "Young Stamp Collector," and the "Stamp Collectors' Guardian."

Edited by FRED. J. MELVILLE.

∴ The "S.C.F." is the Official Journal of the Scottish Philatelic Society, the Liverpool and Liverpool Junior Philatelic Societies, the Junior Philatelic Society of Scotland, the Manchester Junior Philatelic Society, the Bristol and Clifton Philatelic Society, the South Wales and Monmouthshire Philatelic Society, the North of England Philatelic Society, the Hull Philatelic Association, the Huddersfield Philatelic Society, the Northampton Philatelic Society, the Croydon Philatelic Society, the Bath Philatelic Society, the Weymouth and Portland Philatelic Society, the Dundee and District Philatelic Society, the Bolton Philatelic Society, the South Essex Philatelic Society, the Aberdeen and North of Scotland Philatelic Society, the Swadlincote Philatelic Society, the Nottinghamshire Philatelic Society, the S.T.P.A., and the principal Exchange Clubs.

PRINCIPAL CONTENTS.

	PAGE
International Stamp Exhibition	136
Malay-Borneo Exhibition ..	137
Ninth Philatelic Congress of Great Britain	137
A Curio of the Crimea	138
In the Sale Room	139
Between Ourselves	140
On Mounting a Collection ..	141
New Issues	144
Societies and Clubs	147

No. 708.—Vol. XXVIII. SATURDAY, APRIL 29, 1922. PRICE 2D.

A New Discovery.

AN INTERESTING RE-TOUCH OF THE 1D. LITHOGRAPHED NEVIS, PERFORATED 14.



The Newly-discovered Nevis Re-touch.

ONE of the greatest charms of the pursuit of stamps for the scientific philatelist is that there is always some new secret to be wrested even from the classic old stamps. Early line-engraved and lithographed issues have been so accumulated and plated, studied and re-studied that the philatelic smatterers might well imagine that students have already extracted from them all that there is to know.

But how often do we find that some quite remarkable variety has been discovered after being passed unnoticed by scores of able philatelists who have specialised in the subject. It was quite astonishing after so many enthusiasts have detected a thousand and one minute variations in the penny black stamp, and were able to identify the plates, that the quite prominent star angle flaw of plate 2 escaped the notice of all until quite recent times.

Now we are confronted with a new discovery, by that Columbus of philatelic investigators, Mr. William Hadlow, concerning a stamp that has always exercised a special fascination over the pioneer collectors of yesterday and still maintains its interest for all stamp-lovers of the present day. Few stamps have yielded more pleasurable study to eminent students, than the engraved and lithographed early issues of Nevis, and the One Penny stamp with its plate and stone varieties, and the familiar herring-bone and other retouches of the lithographed stamp perforated 15 is undoubtedly the most interesting of all the values.

The retouches hitherto known on the 1d. stamp all occur on the perforated 15 stamps at numbers 1 (the "herring-bone") and another minor retouch on No. 1; number 9 (dots in the sky) and number 12 (retouched dress).

Mr. Hadlow's discovery is a most prominent retouch on stamp number 3 in the small sheet of 12. The retouch consists in the entire re-drawing of the star ornament in the top right hand corner, and the retouching of the reticulated border where it meets the corner square. Our photograph shows the normal stamp No. 3 (which position can always be identified readily by the top right corner square the lower line of which juts into the central panel) and below this is an enlargement of the top right corner. Adjoining this is Mr. Hadlow's new find, a 1d. vermilion-red with the star redrawn as shown in the enlargement.

NEVIS.

THE PHILATELIST, May, 1963

The Plantation Papers: X— Nevis

By COLIN MAYCOCK

(Continued from page 160)

There was a separate Customs establishment on the island of Nevis until 1843, when it was combined with that of St. Kitts under the supervision of the Collector and Comptroller at Basseterre. In consequence, the direct correspondence between Nevis and London in the *Plantation Papers* extends only from 1815 to 1843.

Packet Letters

Type [PF]. In the period 1815-1836, 139 examples were recorded of "NEVIS", type [PF], serif capitals 4.5×30 mm., with date line below, e.g. "SEP 12 817". Until 1828, the year is indicated by the last three figures only and from 1821 to 1827 it remained unchanged as "821" (with the 1 inverted) (see Fig. 1). From 1829 to 1836, the year is shown in full (see Fig. 2). Other varieties found included inverted and misplaced figures (e.g. in 1815 and 1817). In 1833-34, several examples were found with partial impressions of the circular (38 mm. diameter) rim of the stamp-holder (compare Grenada [PF]). All the early strikes are in yellow-brown ink until 1828, when black ink was used. From then until 1834, examples are found in black and various shades of grey. Between March, 1834, and February, 1835, yellow-brown, yellow-green or yellow-ochre were again used, latterly with a shiny, almost metallic, appearance. Black ink was then used from May, 1835, to the last recorded date of [PF] in February, 1836.

Type [PD]. The date-line of [PF] had obviously deteriorated during 1835 and 1836, and from 10.5.1836 to 29.4.1837, eight letters were found with "NEVIS" only—a spurious [PD]—using the original [PF] without date (see Fig. 3).



Fig. 1 2 3

Fig. 4

Type [SA]. The temporary expedient of using the partial [PF] as a mark of origin did not last long before it became necessary to find a replacement and the postmaster adopted a handstamp for unpaid letters, unique in West Indies postal history, by excising the word "Ship" from the oval "Ship Letter/NEVIS", type [SA], which was issued about 1800. The dimensions of the oval are 39×28.5 mm. Twelve strikes of this handstamp were recorded between 8.7.1837 (514/17 [19]) and 25.10.1839 (516/1 [12]). The use of this old Ship Letter mark has never been previously recorded, even in its original form (see Figs. 4 and 5).

Packet letters without marks of origin. In 1842 and 1843, fourteen letters were found bearing no mark of origin, although all had normal London arrival marks. This seems to indicate that no Nevis handstamp was in use during these years. Five of the letters are marked in manuscript—"Free", and only two of the remainder have a manuscript charge (February and June, 1843). The Nevis type [PL] sanserif c.d.s. was issued in the following year, 1844, but the correspondence does not include any letters beyond 1843.

[continued overleaf]



Fig. 5

Other Packet letters. Three Nevis letters were noted with St. Kitts fleuron marks and one with a Tortola [PF]. A letter written in Nevis in February, 1832, was received in London in October, 1833—a delay of 18 months—and has a Halifax, N.S., c.d.s. of 6.9.1833.

Ship Letters

Ports of arrival of nine ship letters from Nevis were recorded as follows:

Deal	S.8 (3)	1819
Hastings	S.3	1816
London	S.20	1818
Looe		1831
Plymouth	S.6	1820
Portsmouth	S.14	1834
Southampton	S.6 (blue)	1818

The Hastings S.3 is a superb example in purple-black ink, showing clearly the untypical sloping shoulders of this mark. The Looe ship letter is one of the earliest recorded from this port. It bears a 6×47 mm. "SHIP LETTER" stamp, which may be London S.35, combined with the "LOOE/246" mileage mark (see Fig. 6).



Fig. 6

MY FAVOURITE STAMP

by

Philip H. Dunn

I DO not think that one can point suddenly to a stamp and exclaim "Ah! that is my favourite" after having been attracted to a single design or a particular issue, however striking or appealing. It is something which gradually grows on one (presumably a stamp collector) both as a stamp i.e. an objet d'art and an object of philately, after pursuing a particular path for some time.

After collecting stamps generally my particular field is the Leeward Islands group and out of the many fine stamps which have emanated from these islands, I have gradually been drawn to one above all others, which after some labour (enjoyable) put into it, I can say with conviction that it is my favourite stamp. Probably its quiet beauty, philatelic and otherwise was there all the time for me to appreciate, when I had fitted myself to do so.

It is one which (or was) a genuine postage stamp; to me it looks like a stamp, is of a size which in my opinion a postage stamp should be, has a tranquil, if small vignette, a frame with a history, offers scope for a nice little exercise in philately and has given me many hours of the best form of physical exercise tramping the philatelic highways and byways of the West End of London until I have run to earth the variety I wanted and later, infinite satisfaction in seeing the results of my searches mounted in my own way, and giving pleasure which is still wide open to me to pursue further.

Incidentally, I believe my favourite stamp is a classic; it is the One penny red of NEVIS issued between 1861 and 1879.

It helps considerably if one has a favourite stamp man to go along with one's favourite stamp. I refer to Fred J. Melville (who hasn't heard the name!?) and in particular to his work simply entitled "NEVIS", further stated to be "a fairly complete survey of the postage stamps of NEVIS"—I'll say it is! This booklet was first published in 1910—price sixpence! I willingly gave the One pound sterling asked for it and considered myself fortunate to come across it in one of my expeditions. Armed with this booklet and Gibbons catalogue with full acknowledgments to all concerned, I am able to tell the reader more about my favourite stamp.

Referring to the catalogue, details of the issues of the Nevis One penny between 1861 and 1879 may be summarised thus:—

RECESS-PRINTED—NISSEN & PARKER, LONDON

1861	Perf. 13	
	(a) Blued paper	1d. Dull Rose S.G. 1
	(b) Greyish paper	1d. Dull Lake S.G. 5
1866	Perf. 15	
	White paper	1d. Pale Red S.G. 9
		1d. Deep Red S.G. 10



LITHOGRAPHED BY TRANSFER FROM THE ENGRAVED PLATES—NISSEN & PARKER, LONDON

1876	Perf. 15	
	White paper	1d. Pale Rose Red S.G. 15
		1d. Deep Rose Red S.G. 16
		1d. Vermilion Red S.G. 17
1878	Perf 11½	1d. Vermilion Red S.G. 22

To which may be added for completeness

FISCALS USED FOR POSTAGE—OVERPRINTED "REVENUE"

1882 Stamps of 1876	1d. Bright Red S.G. F1
(Overprinted)	1d. Rose S.G. F2

and what a lovely lot of "reds" they all make! (As a matter of interest, an almost perfect reproduction of this stamp appears on S.G. 123—2 cents issued in 1961 to commemorate the centenary of the first stamps of Nevis.)

So there are ten different "reds" counting the two overprints involving, in the main, two different printing processes, three different papers, and three perforation varieties. I have collected 102 copies to date, but that doesn't make me a "magpie" I hope. There is so much to do with them. But first to build the stamp:—

VIGNETTE:— There was some controversy about what this was supposed to represent at first, but the issue appears to have been settled as long ago as 1867 when the then Postmaster of NEVIS wrote:— "The device on the Nevis postage stamps is a facsimile of the great seal of the colony and represents issuing out of the side a hill, a stream of water, which falling to the ground forms a pool wherein (sic) a sick female is reclining supported with one hand by a companion who extends the other to the presiding genius, or nymph of the stream, for a bowl which the latter is filling from a pitcher of water drawn from the stream."

This scene painted on a canvas would have been

(continuation.)

hailed as a masterpiece; I think it is a splendid example of the engraver's art. To one who has seen the island of NEVIS rising out of the sea like a sugar loaf, the hill (mountain) typifies for me the whole island. The nymphs are a reminder of the value of good health (especially for philatelists as it is a tough game; my wife won't believe me when I tell her this!).

FRAME:— This is really interesting and historical. It was simply **adopted** from the frame of the One penny red then current in Great Britain (The 4d., 6d. and 1s. values issued at the same time were also identical with the frames of the corresponding values then current in Great Britain)—1861.

I have therefore mounted some G.B. One penny reds with the One penny Nevis to illustrate this point. Indeed, here is a good reason for slipping in a copy of the best of all stamps—a One penny black—to illustrate the same point and set off the collection without having to collect G.B.

The rectangular frame is completed by a straight coloured label containing in white Roman letters the name NEVIS at the top and a similar label with the value in words ONE PENNY at the bottom.

PRINTING:— The stamps were first printed direct from steel plates, the plates having been produced without the aid of a master die, each stamp being separately engraved (recessed) by hand upon the surface of the steel plate. The stamps came in small sheets of twelve stamps in four horizontal rows of three. Every stamp on the sheet varies in some degree from all the others and can therefore be "plated" and thus single copies can be reconstructed into sheets. A nice little exercise, by no means as arduous as plating 240 copies of the Great Britain One penny red, but nevertheless an exercise in true philately, completion of which gives considerable satisfaction, especially as the stamps are now by no means plentiful.

The stamps were all printed in the above manner until 1876, then commencing with S.G. 15, from 1876 onwards they were produced by lithography, but as the original plates were used to transfer the design to the lithographic stone each of the stamps are identical in detail with those printed from the engraved plates. So the plot thickens in the pursuit of happiness.

S.G. lists no fewer than five really good and clearly visible retouches on S.G. 15 which will be a joy to complete. But there are also others together with re-entries, doubling of design, worn plates, plenty of study without recourse to "fly speck" philately, as can be well imagined in a stamp of this type. Added also is the fun of separating the blue and grey papers and the recessed and lithographed printings which is not always easy with these old stamps.

One of my first tasks, if that is the right word, was to get hold of a complete sheet of 12 stamps when the possibilities of the stamp began to get hold of **me.** Study of this and comparison with Fred Melville's superlative details confirmed the differences in every stamp. I was then ready to plate.

First I reconstructed a **composite** sheet of all varieties of the One penny red: although every stamp had a different catalogue number nevertheless it was in its correct position in the sheet. There had of course to be two of the same kind as there are only ten listed. To prove a point, as it were.

Then followed the plating of the recessed S.G. 5 and S.G. 9, and after these the lithographed S.G. 15 with some of the retouches listed, also embellished with other "slips" of the engraver and the printer, and all those together with the many varying shades of red of the same listed stamps have given me pages in my album which after some effort on my part I am now able to "gloat over". (I understand that all true philatelists gloat over their stamps, so perhaps my favourite stamp has put me in the way of becoming one!).

I have now tried to tell you about my favourite stamp as objectively as I can, but not to justify myself as there is no need for this in our hobby (that's the beauty of it) but it seems to me with the stamps and sheets coming in such small format and of satisfying and historical design, with the various changes and varieties throughout the period of issue, that there is scope for a true philatelic exercise of not too arduous a nature, satisfaction in the chase, and perennial enjoyment in the result. The chase is still open.

If I were biased towards the stamp and allowed to lapse into the vernacular I would be tempted to say that I have got hold of "a little beauty"!

JAPANESE PHILATELY

Wing Commander J. G. Bishop, the Chairman of the Japan Stamp Group of London, informs us that the Group has now become formally the United Kingdom Chapter of the International Society for Japanese Philately. The Group meets at the Civil Service Club, Great Scotland Yard, off Whitehall, S.W.1, at 7 p.m., usually on the last Monday of alternate months commencing in September. The programme for the coming season is:—

30th November, 1970—A.G.M. and Definitive Issues.
25th January, 1971—Postal Cancellations.
29th March, 1971—Japan in China.
24th May, 1971—Formosa to 1945.
26th July, 1971—Japanese Military Mail.

MY FAVOURITE STAMP . . . we await details of your favourite.—Editor.

NEVIS

WEST-END PHILATELIST, Jan.-Feb. 1955

THE ISSUES OF NEVIS

PART I. ENGRAVED and LITHOGRAPHED PRINTINGS

By S. G. BALLEY

IF one idly thumbs through "S.G. Part I", names once familiar but now almost forgotten come to light. It was on such an occasion that I happened to light upon the name of Nissen & Parker.

The number of stamps to which their name may be attached is very small, yet they certainly do not deserve to be forgotten if only for the variety and interest they have provided for collectors with their Nevis issues. Other examples of their work may be found in the early issues of Shanghai and the Virgin Islands.

Messrs. Nissen & Parker were designers and engravers, there being no conclusive proof that they actually printed any of these stamps. The method they appear to have adopted was to obtain the contract for the particular issues in question, and after preparing and engraving the design, sub-contract the printing—usually to Waterlows. To return to Nevis (a colony which has the unfortunate epithet "dead") it is generally recognised that its stamps are not the average collector's meat, due to the fact that good copies are fairly expensive. This should not act as a deterrent as it is still possible to pick up "plating" copies quite reasonably; as I shall proceed to show one need not confine oneself to postally used items. In the case of Nevis, the introduction of revenue stamps to a collection is fully justified, as, like the revenue stamps of many other colonies, those of Nevis commenced their existence as postage stamps. According to the catalogue the year 1878 marks the last date on which the engraved issues did duty, yet this is not actually the case as they were adapted for revenue purposes, and continued in use for at least five years after this date.

Before we go any further something about the background of Nevis would not be out of place. A map of Nevis appears on the 3c. value of St. Christopher, Nevis and Anguilla issued in 1952 (S.G. 96). Nevis is shown as an island lying off the south coast of St. Kitts. It is about four miles long by three miles broad and has some of the most attractive scenery to be found in the West Indies. Various aspects of this can be found on the 1c., 5c., 6c. and 48c. values of the 1952 issue mentioned above.

The postal history of Nevis really begins in the early 18th century when—"All letters and packets passing from London unto . . . Nevis, and Saint Christopher's in America, and from any of those places to London"—were to be charged at the rate of 1s. 6d. for single letters and pro rata for double and treble letters up to one ounce for which the charge was 6s. Letters to New York were charged at the rate of 4d. for singles and pro rata for doubles and trebles and 1s. 4d. for one ounce. The packet boat service was a rather haphazard affair and no real organisation was effected until 1775. In the year 1840 the West India Packets were discontinued and the contract for mails passed to the Royal Mail Steam Packet Company. In 1858 the privilege of using English postage stamps was accorded to the West Indies. The barred oval canceller used at Nevis is "A09"—all letters passing through the post office at Charlestown. The undermentioned British stamps are all found used in Nevis.

1d. rose-red	1857	-	wmk. large crown, perf. 14.
2d. blue	1858	-	plates 7 and 8.
4d. rose	1857	-	
6d. lilac	1856	-	plate 1.
1s. green	1856	-	plate 1.

Prior to the use of adhesives the following types are to be found:

(a) NEVIS and the date (in two lines), the letters being 5 mm. high or less.

(b) Circular type, circle broken at top, the word NEVIS in sans-serifed letters forming the continuation of the circle and the date in two lines in the centre of the circle.

(c) The "Crowned circle" type with the words "Paid at Nevis".

In March, 1860, the Council and Assembly of Nevis passed an Act by which the administration of the Colony's postal system was taken over by the local authorities, and in 1861 adhesives comprising of the following values, 1d., 4d., 6d. and 1s., were duly put on sale. These stamps were issued in sheets of twelve (4 horizontal rows of 3) and each stamp was separately hand engraved on a steel plate, a method which inevitably led to identifiable differences being found between each stamp and its neighbour. See footnote.

The Scott Coin & Stamp Co., of the U.S., also issued about that time a series of autotype plates showing photographic reproductions of each sheet of the four values in both the line-engraved and lithographed printings.

TABLE "B"

All line perforation 15

Date.	Value.	Colour.	Paper.	
1866-1876	1d.	(a) dull vermilion	White wove.	
		(b) vermilion	White wove.	
		(c) lake (1871)	White wove.	
1866-1876	4d.	(a) orange yellow	White wove.	
		(b) deep orange yellow	White wove.	
1866-1876	1s.	(a) pale blue green	White wove.	
		(b) blue green	White wove.	
		(c) deep blue green	White wove.	
		(d) yellow green	White wove.	Cross on hill.
		(e) deep yellow green	White wove.	
		(f) yellow green	Laid.	Handstamped "Revenue"
		(g) yellow green (bright)	Laid.	Cross on hill variety.
1878	1d.	As (b) above	White wove.	Handstamped "Revenue". (with stop) in blue.

We have now reached the end of our review of the Nissen & Parker issues, and have seen how many have been adapted for revenue purposes in both Nevis and the neighbouring island of St. Christopher. As to quantities, there is no record prior to 1866, but from that date until November, 1878, the following quantities were despatched to the Colony:

1d. 111,380 copies.
4d. 41,584 copies.
6d. 1,200 copies.
1s. 15,212 copies.

Proofs of all values exist in black, purple, deep blue, blue-green, carmine, orange and ultramarine. These are on stout white card.

Numerous forgeries exist of all values, but they are mostly of an elementary type, which are not likely to deceive the average collector. However, forgeries are always interesting items and properly classified add greatly to any collection. The following are the main types met with in these issues:

1d. Lithographed on thin white wove paper, perforation 12.

Long points of stars in corner squares too short.

Hand of sick woman does not touch the ground.

Only three folds in apron of standing woman.

Plain vertical shading in place of rocks behind figures.

1d. Lithographed (badly done) bright vermilion on paper with yellowish tinge.

Stars and squares as genuine, but no features on sick woman's face, jug badly shaped, sky dark and has appearance of patchy clouds.

4d. Lithographed in various shades, perforation (12 approx.). Badly shaped jug and no top to head of sick woman. White outline of centre circle does not touch frame at either side.

6d. Lithographed on thin greyish wove paper, perforation 12½. The imitation of engine turning in spandrels fails to show diamond shaped dots. Wavy lines in side frames too far apart.

1s. Most dangerous amongst those met with. Lithographed on thick white wove paper with correct perforation 15. Colour much lighter than any of genuine stamps. The net work in corners is the safest test as most forgeries have failed to imitate the interlacing, particularly at the junction with the labels.

This concludes the survey of the engraved and lithographed issues, and it is hoped to deal with the typographed stamps at a later date. For those who wish to delve further a short list of works devoted to or containing notes on Nevis is appended below:

"Nevis". F. J. Melville. Stanley Gibbons, Ltd.

"The Postage Stamps of the B.W.I". R.P.S., London, 1891.

"British and Colonial Postage Stamps". D. B. Armstrong, London, 1920.

"Catalogue of Revenue Stamps of the British Colonies". Walter Morley, London, 1910.

There is, unfortunately, no modern work on Nevis, and the above are all out of print, but copies are obtainable at all good public libraries. For list of further reading see bibliography, page 55, of F. J. Melville's book mentioned above.

The central part of the design for all four values is a reproduction of the great Seal of the Colony, and, according to the postmaster of Nevis, writing in 1867, represents "Issuing out of the side of a hill, a stream of water which, falling to the ground, forms a pool, wherein which a sick female is reclining, supported with one hand by a companion, who extends the other to the presiding genius, or nymph of the stream, for a bowl which the latter is filling from a pitcher of water drawn from the stream".

The frame design differs for each value and is adapted from the frame designs for the G.B. values listed previously as doing duty in the Colony prior to the introduction of the Nissen & Parker issues. It will be noted that the colours also are basically the same with the exception of the sixpenny value.









In all four values the word "Nevis" replaces the word "Postage" of the G.B. counterparts, and it is interesting to note that the word "Postage" has never appeared on any of the issues of Nevis.

The table which follows gives details of the engraved issues from 1861 to 1866:

TABLE "A"

First printing, all perforated 13 on a single line perforator. Unwatermarked greyish wove paper.

Date.	Value.	Colour.	Paper.
1861	1d.	dull rose	Bleuté
1861	4d.	rose	Bleuté
1861	6d.	grey-lilac	Bleuté
1861	1/-	green	Bleuté
Subsequent printings to 1866, line perf. 13.			
1861-6	1d.	dull lake	greyish wove
1861-6	4d.	dull rose (shades)	greyish wove
1861-6	6d.*	grey (pearl grey)	greyish wove
1861-6	1/-	green (shades)	greyish wove

Footnote. — A complete analysis of all differences and a guide to plating the first issues of Nevis is contained in the handbook on Nevis by the late F. J. Melville in that most valuable series, the "Melville Stamp Books", published in 1906 by Messrs. Stanley Gibbons, Ltd.

* The 6d. value would appear to have been in smaller demand than the other values. As late as 1878 the 6d. value noted above was still in use in the old perf. 13, and it was not until February of that year that a consignment consisting of 100 sheets of the lithographed 6d. were sent to the colony. To continue the story of the 6d. value, it was used for revenue purposes in 1878 so we must add a further item to Table "A" as follows:

1878	6d.	grey	perf. 13 line.	greyish wove paper.	Handstamped "Revenue". (with stop)

From 1866 until mid-1876 the 1d., 4d., and 1s. values appeared on unwatermarked white wove paper, the colour of the 4d. only being changed to orange probably to avoid confusion with the colour of the 1d. value. The perforation also was changed to 15 line. Table "B" (see page 4) details these particular issues.

The "Cross on hill" variety mentioned in Table "B" occurs only in the later printings and was caused by damage to the plate by some instrument or other being dropped in the position occupied by stamp No. 9 (i.e. 3rd stamp down, right hand margin). This particular flaw consists of a cross shaped mark near the summit of the hills.

Before we leave the engraved issues I should like to ask the help of readers in confirming or otherwise the existence of the 4d. orange, 6d. grey and 1s. green in perforation 12. These are said to exist as revenue items, i.e. they are the normal postal issues only they are perf. 12 and handstamped "Revenue" (no stop) in black. They are catalogued by Walter Morley in his "Catalogue of Revenue Stamps of the British Colonies", 1910. The Nissen & Parker issues of both Virgin Islands and Shanghai were perforated 12 in 1866, and it is quite likely that copies of the Nevis stamps do exist in this perforation. Do any exist in an unoverprinted state? I have personally been unable to locate even the revenue stamps in this perforation.

In 1876 a change in the method of printing took place, the original engraved plates were used to transfer the designs on to lithographic stones, and therefore although the actual process of printing was entirely different the exact identity of each stamp remained the same, and we have such salient features as the "Cross on hill" appearing again. Between 1876 and 1878 various minor flaws arose and retouching was resorted to on both the 1d. and the 1s. values, and on the latter an attempt was made to remove the "Cross on hill" which was successful in one way, but a white space appeared on the hills where the shading had been removed. Table "C" (see page 5) details the lithographed issues.

TABLE "C"

Paper: Unwmk. white wove. Lithographed by transfer from original plates used for recess printings.

Date.	Value.	Colour.	Perf.	Notes.
1876-8	1d.	(a) pale vermilion	15	
		pale vermilion	imperf.	
		(b) vermilion	15	
		vermilion	imperf.	
		vermilion	15	Bisected and used as ½d. value.
		vermilion	15	Handstamped "Revenue" (with stop).
		vermilion	15	Handstamped "Revenue" (no stop) (varieties: word "Revenue" inverted, double and treble).
1879		(c) deep vermilion	15	
		deep vermilion	15	Overprinted "Revenue" (with stop).
1876-8		(d) dull lake	15	
1879		dull lake	15	Overprinted "Revenue" (with stop).
1878		(e) lake	15	
1878		(f) vermilion		
		(shades)	11½	
		(shades)	11½	Bisected and used as ½d. value.
		(shades)	imperf.	
		(shades)	imperf. between pair.	
1876-8	4d.	(a) orange yellow	15	
		(b) orange	15	
		orange	imperf.	Not catalogued by Gibbons. Scott Cat. No. 15b.
		orange	15	Handstamped "Revenue" (with stop).
		orange	15	Handstamped "Revenue" (without stop). Variety: "Revenue" inverted.
1879		orange	15	Overprinted "Revenue" (with stop).
1883		orange	15	Overprinted "REVENUE" (without stop) and further handstamped in violet "Saint Christopher" in two lines.
1883		orange	15	Overprinted "REVENUE" without stop and further handstamped diagonally in violet "Saint Christopher".
1878	6d.	(a) grey	15	
1879		grey	15	Overprinted "Revenue" (with stop).
1878		(b) brownish grey	15	
1876-8	1s.	(a) pale green	15	Variety: "Cross on hill" present.
		pale green	imperf.	
		pale green	imperf. vertically.	
		pale green	perf. 3 sides only.	
1879		pale green	15	Handstamped "Revenue" without stop. Variety: Word "Revenue" inverted.
		pale green	15	Overprinted "Revenue" (with stop).
1883		pale green	15	Overprinted "REVENUE" and further handstamped in violet "Saint Christopher" in two lines.
1878		(b) deep green	15	Variety: "Cross on hill" removed.

ST.KITTS-NEVIS

Tercentenary —

2-colour letterpress

5th June 22.

1st design



On 25 May 1922 we were asked to prepare a design for a Tercentenary issue of stamps. This design for printing in two colours by the Surface process was submitted on 5th June. Various amendments were called for in the wording & the top ornamentation, which was sent to the Crown Agents on June 21st for transmission to the Colony. On August 15th we were advised that the design had been approved, authorising the preparation of the original dies as far as possible. The amended design was returned on August 17th for transmission to H.M. The King.

On the following page the Colour Scheme submitted on October 2nd will be found embodying the amendments, which was approved on October 4th for delivery by 1st Jan. 1923.

2nd October 1922.
St Kitts.

Appendix 1. 1001. Appendix 2.

1½d 

3d 

5/- 

1d 

6d 

10/- 

1½d 

1/- 

£1. 

2d 

2/- 

approved
HL.
4/10

2½d 

2/6 

The approved Colour Scheme for th
Tercentenary issue of 1923.

Approved HL
4/10

ST. KITTS-NEVIS

COLOUR PROOFS
Tercentenary Commemoratives
Mult. Script C.A. paper













COLOUR PROOFS
Multiple Script C.A. paper.







Multiple Crown C.A.paper.





1928
Tercentenary Commemoratives
FILE COPIES

Centres D7 Block
Dec 1922



























1928
Tercentenary Commemoration
Letterpress Perf. 14

Mult Script C.A.























Mult Crown C.A.





S T. K I T T S - N E V I S

Coronation Issue

12 May, 1937

Recess Perf.14. Mult.Script C.A.







15 Aug. 1938

1 & 2-col. Letterpress

P.14 & 13 x 12

Mult. Script C.A.

Perf.14.



Perf. 13 x 12



15 Aug 1938
- continued -

Perf.13 x 12











1948
Perf. 14.

Frame letterpress. Map litho







10th Nov. 1950
Tercentenary of British Settlement in Anguilla
Letterpress. Perfs: Small 14 Large 13 x 12













ST CHRISTOPHER, NEVIS AND ANGUILLA

GIBBONS STAMP MONTHLY, 1 July 1952

Stamps of the Month

SM 1.7.52

By JAMES WATSON

ST. CHRISTOPHER, NEVIS AND ANGUILLA

(New definitives. S.G. 94/105. July Suppt.).

These three islands (*Map*, 3 *c.*) were united by a Federal Act of the Leeward Islands Legislature in 1882. An Amendment Act which came into force on November 6th, 1950 (the month of Anguilla's Tercentenary of Settlement) defined the official title of the Presidency as "Saint Christopher, Nevis and Anguilla".



St. Christopher, popularly called St. Kitts, is 68 sq. miles in area with a population of about 20,000 and was known as *Liamuiga* ("Fertile Isle") to the early Carib inhabitants. When Columbus discovered the island in 1493 he gave it his own name. Stepping ashore at Basseterre, the capital, one enters the town through an arch in the *Treasury* (60 *c.*), which building also houses the Administrator's Office, Customs and Post Office. Sir Alan Burns, G.C.M.G., a former governor of British Honduras and the Gold Coast, was born in Basseterre. *Warner Park* (2 *c.*) takes its name from the founder of the colony, Sir Thomas Warner (an ancestor of the cricketer, Sir Pelham Warner) whose party shared settlement with the French in 1625. Sir Thomas died in 1648 and his *Tomb* (12 *c.*) lies in the graveyard of St. Thomas' Church.

Ten miles from the capital is the township and *Bay of Old Road* (24 *c.*), in the shadow of Mt. Misery, 3771 ft. In 1782 the Gibraltar-like fortress of *Brimstone Hill* (4 *c.*), 780 ft., was beseiged by a French expedition and the island was surrendered. However, the British recovered St. Kitts a year later. The huge *Sugar Factory* ($4.80), opened in 1912, has a capacity of 15,000 tons, and is equipped with modern machinery and a light railway. Sugar is the island's main industry.

Nevis from the Sea (5 *c.*) appears as a solitary cloud-capped mountain of 3,600 ft., so-named by Columbus who thought it was snow on the peak. Here in Nevis in 1787, Lord Horatio Nelson, then Captain of H.M.S. *Boreas*, married Mrs. Nisbet, a doctor's widow, in Fig Tree Church. The marriage entry can still be seen in the church register. *The Bath House and Spa* (1 *c.*) and *Pinney's Beach* (6 *c.*) are two of the island's resorts; the famous hot springs ("The Bath") have a temperature of 108° Fahr., and the Bath House (now a hotel) was erected *circa* 1789 by John Huggins, a merchant of Charlestown, capital of Nevis, at a reputed cost of £40,000.



Sea Island Cotton (48 *c.*), is the principal peasant industry of Nevis, while Anguilla's sole contribution to this colourful stamp issue, a *Salt Pond* ($1.20), illustrates the source of that island's important product. The salt is made from solar-evaporated brine.

ST. KITTS-NEVIS.

STAMP MIRROR, Mch. 3, 1951

ST. KITTS-NEVIS "ANGUILLA" SET REVIEWED

W. M. ROYALE reports

I have waited until the Anguilla Tercentenary issue was withdrawn from sale before saying anything about shades so that I could present as complete a picture as possible. I think that I have. Now that my chances of finding anything else are about exhausted I will outline the more noticeable variations that I have seen. It should, of course, be borne in mind that this set was a single release by the Crown Agents and there has been no widely separated additional printing. But this does not eliminate the possibility that the printing was done by De La Rues at different times thereby giving rise to the shades I mention. The low values are more constant in shade than the higher ones. In fact it was quite a long time before I came across any second shade in the lower denominations.

1d. To be found in rose-red and pale rose red, a lighter version of the first colour.

1½d. Orange yellow and very pale orange yellow. The colour of this stamp is usually described as orange but there is very little red in it nowadays and the tendency to my eye is towards yellow rather than orange.

2½d. I have only found blue here, and as I said at the outset, most of the catalogue lists are wrong in calling it ultramarine. The shade is nothing like any of the preceeding ultramarines, nor does it belong to that group at all. I have at least found one supporter in my crusade on this point in Mr. F. E. Metcalfe, Editor of the Commonwealth Catalogue. The only reason it was described as ultramarine in the first edition was that this had gone to press before the stamp was released and Mr. Metcalfe could only assume its colour from the Crown Agents' description.

3d. One of the most variable stamps in the set. Dealing first of all with the frame. You will find a deep bright red and more commonly, in this part of the world at any rate, a pale bright red, this latter is very weak indeed on some stamps. The centre I have seen in a plate, slightly reddish purple, usually of rather poor quality reproduction with white "flecks" in it. This is to be found on stamps with either frame. The other purple is a more definite shade; stronger and approximating to that of the ordinary issue. Dull purple is about the most accurate description I can apply to it.

6d. I had looked for quite a lot in this stamp, basing my anticipation on its past record, but it appears to be the most consistent of the bi-coloured ones after all. Variations in the frame are very slight indeed, and the centre, of dull bluish green, changes on some stamps to a slightly more yellowish tone. But these are the only shades I could find and they are not anything like as marked as the 3d. varieties.

1s. Whilst the green frame is almost 100 per cent constant the centre comes in at least three shades; varying from grey through grey black to black. Each turns up fairly often. I should imagine that basically are all printed in the one colour but with varying intensities of ink. In spite of this they are quite noticeable. This stamp is complicated also by the introduction of shades in the red overprint which varies from pale to very deep red.

Commemorative issues often get lost in a collection by being tucked away in a corner for want of supplementary material but I think a nice page of shades can be made up of the Anguillas and if you have been lucky perhaps a few of the minor overprint varieties could be included as well.

A number of these appear to have developed progressively during printing as I have found some sheets which have hardly any trace of them. The broken G on No. 55 of the high values has been there all the time, but there are defects on the serifs of Anguilla on the first stamp in the sheet which exists in different states. The "IL" is defective on the first stamp of row 2, left pane of the low values. These two letters are inclined to learn rather badly towards the final LA. I assume that this fault developed towards the end of the printing as the "wilt" is not so bad on some sheets as it is on others.



KGVI KGVI KGVI

K.G.VI Collectors Page

KGVI KGVI KGVI

KGVI KGVI KGVI KGVI KG

Ex National Postal Museum 1990 3 sheets

2nd June, 1953
Coronation Issue
Engraved by Bradbury Wilkinson
Recess. Wmk. Mult. Script C.A. Perf 13½ x 13



ST. KITTS-NEVIS
II July, 1961.
Recess from Waterlow plates & perforation die 12½.
Multiple Script CA.











46055







46390

46054






SAINT CHRISTOPHER
NEVIS
ANGUILLA
SALT POND, ANGUILLA
POSTAGE
1c 1·20
REVENUE
ANGUILLA AND DEPENDENCIES
2·40


SAINT CHRISTOPHER
NEVIS
ANGUILLA
SALT POND, ANGUILLA
POSTAGE
1c 2.
REVENUE


SAINT CHRISTOPHER
NEVIS
ANGUILLA
THE TREASURY ST KITTS
POSTAGE
60c
REVENUE


SAINT CHRISTOPHER
NEVIS
ANGUILLA
SUGAR FACTORY ST KITTS
POSTAGE
4·80
REVENUE

STAMP COLLECTING, Feb. 25, 1950

ST. KITTS - NEVIS



St. Kitts-Nevis K.G. VI



By C. A. ROSS

COLLECTORS of the stamps of the present reign will regret the untimely cessation of those admirable and authoritative Pateman-Shelton tables. Especially would such a table of St. Kitts have been an invaluable guide.

It is not the intention of this article to emulate the example of those tables but rather to stimulate an exchange of much needed information about this Colony.

It is reasonable to suppose that there were only two printings of the majority of values in the 13×12 perforation. However, in the early 1941 reprint the 2d. and 3d. values appeared on CHALKY paper, the earliest known postmarks being the 22nd and 21st May respectively. Owing to the comparative scarcity of the ORDINARY paper varieties of the 2d. and 3d. over the CHALKY issue, one might well assume that the original 1938 printing *alone* was on ORDINARY paper, yet two distinct shades of the 2d. on ORDINARY exist—*a dull grey and a pearl grey*—which indicates the existence of two printings. The pearl grey shade is printed on white paper as opposed to the creamy toned paper of the dull grey, and these two qualities of paper can be distinguished in all the other values, the white quality appearing to be the earlier.

Also in 1941, the 2d. value appeared in perf. 14 and in a shade which while utterly divorced from that of the 13×12 issues, has been maintained most consistently, the October, 1948, printing being but slightly paler than that of March, 1944. However, die changes are noticeable by a general lack of finer detail on the King's Head and the Badge of Nevis. In 1943 the 2d. value appeared possibly for only the one printing in a dull grey shade, while in 1949 it appeared on CHALKY paper and in the shade of the 1941 perf. 13×12 CHALKY.

The May, 1943, printing also saw the change of all the values to perf. 14, the 3d. and 6d. values being on CHALKY as well as on ORDINARY paper. The CHALKY paper varieties differ in shade from the ORDINARIES, the 3d. being in a paler dull purple and the 6d. in a duller purple, but it is not clear if they were issued before, simultaneously with, or after the appearance of the ordinary values. Early in 1945, however, the 2s. 6d. and 5s. whilst maintaining their shades, also appeared on CHALKY paper, and the earliest postmark so far reported is April 10th. At the same time the 6d. value made a re-appearance on CHALKY paper but in a pale shade of yellow green quite distinct from the grey green of the ORDINARY stamp and the later CHALKY of October, 1948.

Shades generally are not outstanding, but the 3d. became more mauve than purple in the August, 1945, and September, 1947, printings and then reverted to the pale purple shade of the 1943 CHALKY in October, 1948. The 6d. value with the slight paling of the grey-green kept its shade in the August, 1945, and April, 1947, printings on ORDINARY, and October, 1948 printing on CHALKY paper. The green of the 1s. stamp varies only slightly in the 1943 and August, 1945 printings but this value exhibits the same die changes as on the 2d. value. The 5s. appeared as yellow-green in 1943 and, subsequent to the printing on CHALKY, as grey-green, sufficiently marked to justify catalogue ranking. In August, 1949 the 2d. and 1s. values appeared on CHALKY for the first time, while the 2s. 6d., after a printing on ORDINARY in August, 1945, re-appeared, but in a much paler shade of red than the earlier 1945 CHALKY.

The four lower values present a more difficult problem in that they are monocoloured but here the catalogue is more detailed and accurate. The ½d. value first appeared in a blue-green shade in 1943 and again in January, 1947, reverting to green in March, 1944 and in August, 1949. The 1d. appeared in carmine in 1943, deep red-rose in August, 1945, becoming paler in April, 1947, and paler again in August, 1949. The 1½d. shows little variation though a paler shade of orange was printed in September, 1947, and at the same time the 2½d. became a paler bright ultramarine after the 1943 and August, 1945 printings.

The 10s. and £1 values have not yet been reprinted.

There are one or two general points of interest. One is the anomaly of the Badge of Nevis appearing on *four* values of the set, while that of St. Kitts, the principal island, is shown only on the 6d. and 5s. Another is the continued appearance of Christopher Columbus viewing the islands through a telescope approximately a century before that instrument was invented, an anachronism which has been perpetrated on issues of the St. Kitts-Nevis stamps since 1903 !

March 18th, 1950 — STAMP CO

St. Kitts-Nevis : K.G. VI

Several interesting facts have arisen out of my recent article, and I am particularly grateful to Messrs. F. G. Marshall and F. E. Metcalfe for their help in elucidating these points.

(1) The Colonial supply of 1943 (May) in the new perforation 14 was on chalky paper (except the 2d. and 1s. values). The 2s. 6d. and 5s. were not therefore first issued in 1945, as I originally thought (I confess that the mistake was only spotted after I had checked the proofs).

(2) A 1d. stamp in a very pale shade has been shown me by the Commonwealth Stamp Company, as having been received by them in April, 1949. This is definitely not a Crown Agents (London) release, but must have been received from the Colony.

(3) S.G.71a (Rex 16) the 2d. perf. 14×14½ in the scarlet and pale grey shade, is stated by both catalogues to have been issued in 1941. Mr. F. G. Marshall has never seen a genuinely used copy with a date earlier than 1943. I myself have two forged postmarks in my collection, the first dated 14 AU 41, but being of too large a circumference, and having a " C " in place of the normal star above the date. The second is even cruder, having the letters of the words " ST. KITTS " far too closely spaced, the date " 23 " after the month " JY " instead of preceding it in all normal postmarks, and a " 3 " from a fount never used in the Colonial date stamps. The star is there, but is far too elaborate. The first is on a 2d. perf. 13×12, but the second type has been seen on a very large number of the 3d. chalky 13×12. They all have the same date.

(4) Several readers have expressed the theory that the creamy tone of the first perforation is due to the local climate. This may be so.

St. KITTS - NEVIS

STAMP COLLECTING, May 27, 1950.

KING GEORGE VI COLONIAL STUDY CIRCLE

This is the first of the new series of tables of current Colonial issues offered by the co-operation of prominent collectors of these stamps. **It was never intended** that these tables should be regarded as the "last word", and collectors are invited to send corrections, comments and criticisms to the Editor for publication. When all these have been worked out, it is hoped to publish final (?) tables in loose-leaf book form for the benefit of collectors everywhere.



St. Kitts—Nevis K.G. VI

By C. A. ROSS

In keeping with recent articles on other King George VI issues, the various printings of St. Kitts-Nevis are now presented in tabular form.

Points to note are :—

1. The prevalence of forged postmarks on the obsolete perforation, and, in the case of the 2½d., shade varieties.
2. A copy of S.G. 71a has been reported with a January 1942 postmark, thus confirming this as a 1941 printing.
3. The 6d. *aniline* is part of the Colonial release of 1943, but may often be encountered with 1948 postmarks. Despite representations it is not likely to be catalogued.
4. The 6d. green and bright purple on *chalky* was listed by S.G. before October 1948 when it appeared in the Crown Agent's release.

In the production of this table I am especially indebted to Mr. W. J. W. Potter.

	1938 15 Aug.	1941	1941 Col. Rel.	1942	1943 May		Col. Rel.?	1944	1945 August	1947	1948 October	1949 August
½d. ..	S.G.68 Green	—	—	—	S.G.68A Blue-green		—	S.G.68 Green	—	Jan. S.G.68A Blue-grn.	—	S.G.68 Green
1d. ..	S.G.69 Red	—	—	S.G.69n? Rose red	S.G.69A Carmine		—	S.G.69A Carmine	S.G.69B Deep Rose red	April & July Rose red	—	April Col. Rel. Pale Pink Aug. Pale Rose red
1½d. ..	S.G.70 Orange	—	—	—	Paler orange		—	S.G.70 Orange	—	Sept. Paler	—	S.G.70 Orange
2½d. ..	S.G.72 Blue	—	—	S.G.72 Blue (on white paper)	S.G.72A Bright ultramarine		—	Deeper	As last	Sept. Paler	—	—
	P.13×12 on Ordinary	P.13×12 on Chalky	P.14 on Ordinary	—	P.14 on Ordinary	on Ch'lky(Col.)	P.14 on Ordinary	P.14 on Ordinary	P.14 on Ordinary	P.14 on Ordinary	P.14	P.14 on Chalky
2d. ..	S.G.71 Scarlet & grey	S.G.71aa Carmine & dull grey	S.G.71a Scarlet & pale grey	—	S.G.71AB Scarlet & deep grey	—	—	S.G.71A Scarlet & pale grey	—	—	On Ord'y Scarlet & paler grey	Carmine & deep grey
3d. ..	S.G.73 Dull purp. & scarlet	Dull purp. & scarlet	—	—	S.G.73A Dull purp. & scarlet	Pale dull purp. & scarlet	—	—	mauve-purp. & scarlet	Sept. As last	On Ord'y Pale dull purp. & scarlet	—
6d. ..	S.G.74 green & brt. purp.	—	—	—	S.G.74AB green & brt. purp.	S.G.74A green & dull purp.	green & anil. purp.	S.G.74AB green & brt. purp.	paler grn. & bt. pur.	April As last July deeper pur.	On chalky green & brt. purp.	—
1s. ..	S.G.75 Black & Green	—	—	—	S.G.75A Black & Green	—	—	Black & deeper grn.	As last	—	—	Black & Green
2s. 6d.	S.G.76 Black & scarlet	—	—	—	S.G.76A Black & scarlet	Black & scarlet	—	—	S.G.76A As Last	—	—	Black & paler scar. than 1943
5s. ..	S.G.77 Green & Scarlet	—	—	—	S.G.77A Yell.-grn. & scarlet	Green & scarlet	—	Green & paler scar.	As last	—	—	—
10s. ..	—	—	—	—	—	—	—	—	—	—	1sr Sept. S.G.77B Black & ultram.	—
£1 ..	—	—	—	—	—	—	—	—	—	—	1st Sept. S.G.77C Black & brown	—

STAMP MIRROR 24 Mch. 1951
14 Apr. 1951
21/28 Apr. 1951

ST KITTS – NEVIS

A SURVEY OF THE ST KITTS-NEVIS K.G.VI

A Survey of the St. Kitts-Nevis K.G.VI Definitive Issues

In my view one of the most interesting of the few surface printed King Geo. VI series is that of St. Kitts Nevis. As the change over from sterling to dollars seems to be gaining momentum in the West Indies it looks as though we shall soon be able to write "finis" to the St. Kitts story. Meanwhile it might be worthwhile to survey the various releases up to now.

Perhaps the most convenient way of tackling this is to deal with the values under perforation groups. In doing so it has to be borne in mind that the low values have been perforated 14 throughout their existence while the higher values began as comb 13 x 12 changing to line 14 in 1941-3.

This week, then, I will deal with the ½d, 1d, 1½d, and 2½d. values

❀ ❀ ❀

HALF PENNY (C.C.1). For the life of me I cannot understand why this value is listed as being in two shades. Both Commonwealth and Gibbons chronicle a "green" and a "blue green." The first release, 15th August, 1938, came in green on a fairly heavy paper with white cream gum. There is no evidence of a Colonial release in the intervening period until we come to May 1943 when the ½d. appeared, with all other values, on a thin war time paper with dead white gum and in a bluish green shade.

Shoddy Specimens

There is some variation in stamps of this release as I have found copies on extremely rough paper with a consequent rough finish to the printing and generally raggy perforations. Many specimens are quite shoddy looking. The following year, April 1944, saw the stamp in an even more pronounced blue green, with white gum on thin paper. Again mainly of a rough finish. The perforation holes are noticeably larger than usual and not quite in straight lines. There exist contemporary printings of Leewards and Mauritius which display the same characteristics. In January 1947 the printing was very like its predecessor except for the clumsy perforations and rather better paper. Finally the last printing of August 1949, was less blue in tone than the previous release The colour is getting back gradually to the original shade of good quality, the paper is slightly surfaced and cleanly perforated and is about the thinnest used for any issue so far. The watermark is exceptionally clear.

No outstanding plate flaws

Although it has suffered a few minor bumps and bangs in its career there is nothing very outstanding about the plate and varieties are insignificant. For instance stamp No. 2 on the sheet, has small breaks in the top frame line towards the right.

I should mention here that there is only one plate for each of the low values. Each plate is surrounded by a single jubilee line, and stamps are printed in one operation. Sheets are arranged in two panes of 60, 6 across, 10 deep.

❀ ❀ ❀

—Continued at top of column 2

Part I

ONE PENNY (C.C.2). There are more varieties of shades in this stamp and almost every printing can be allocated by colour.

The first issue was in scarlet with cream gum, the only occasion in which scarlet was used. This was followed by a somewhat mysterious release, in rose red, which was sent direct to the Colony. Exactly when this happened is not known for certain, but the earliest used copy I have seen so far is dated January, 1942. So it would seem to belong to 1941 along with the mystery 2d., 3d. etc. with which I will deal in due course. The stamp in the general issue of May 1943 was very different again. It was deep carmine in colour, although there was a wide variation of shade in this consignment stamps from it can always be identified by the depth of colour.

April 1949 Stamp—good

In the following April, the shade went back to a rose red, rather like the 1941 (?) but a little deeper. The 1945 release was different again and almost became carmine. The actual colour is a very bright rose red and, as though to compensate for this rather heavy expenditure of ink, the next release, April 1949, appeared in an exceptionally pale shade of rose red. Commonwealth call this shade rose pink—a very accurate title as it had all the wishy washy appearances of a pink. (Why Gibbons miss this I don't know—it's far more varied than their ½d. shades) Incidentally, this seems to be a scarce stamp nowadays. Little notice was taken of it at the time but it is quite likely to achieve some notoriety in the future. If you come across a copy snap it up. Finally, there is the release of July 1949 which is rather flat looking rose red. Actually it is a bright colour but perhaps due to plate wear there is not the contrast between the white and coloured parts of the design. Furthermore the paper is very thin and the "greyness" of these thin papers does not make for colour contrasts.

❀ ❀ ❀

THREE HALF PENCE (C.C.3) A very uninspiring stamp I am afraid. It has been remarkably steady in colour which strikes me as being rather strange as the 3d. Leeward orange has varied considerably. The first release is easily identified as it is the deepest orange of them all. An additional characteristic is the thick paper which is frequently toned by the cream gum. Thereafter there is a series of shades of pale orange: May 1943; April 1944 (this one had a tinge of yellow in it); September 1947; and finally July 1949—the last mentioned being a most anaemic looking job. It is pale dull orange on a paper the watermark of which shows well through the front.

❀ ❀ ❀

TWO PENCE HALF PENNY (C.C.4) This is a really awkward specimen for there appear to have been some shades released in the colony which were not handled by the Crown Agents. We start with pale ultramarine, a very washed out colour that always looks as though it is faded. Some of the weakly inked copies from later releases resemble this but the back is the safest guide to the real thing as the gum is creamy and thick whereas on later stamps, both gum and paper, are dead white. A supply of the 2½d. value went to the Colony in 1941 (?). This was a complete contrast to the earlier one. The paper is white and the shade tends towards blue, instead of ultramarine. It is a bright shade and fairly easy to pick out. All the later ones have an ultramarine tint whereas the ink of this particular Colonial release contains hardly any red—which is the diluting colour for softening blue to ultramarine. The next dated release occurred in May 1943. Colour was bright ultramarine and both paper and gum were white.

No confusion possible

In 1944 there followed a release in the same colour but of deeper tone. There was no difference in shade between this printing and the next in August 1945 and so we pass on to that of September 1947, when the colour started to go back to a pale ultramarine. There can be no confusion however with the 1938 release on account of the paper and gum difference. Finally we come to the current stamp of June 1950 which was a little deeper than the 1947 release but much duller than the ultramarines of 1944-5. This can probably be accounted for by the very thin paper now in use. For this printing the large hole machine I mentioned under the ½d. list seems to have been resurrected. Although the paper is not cut as roughly as the ½d. was the size of the holes leave little paper between each one.

(To Be Continued)

A SURVEY OF THE ST. KITTS-NEVIS, K.G.VI DEFINITIVE ISSUE

Part II

To continue the survey of St. Kitts issues which I began in the March 24th issue, I will deal this week with the middle and high values, i.e. 2d., 3d., 6d., 2/6, 5/- in the large format, containing variously the arms of St. Kitts or Nevis.

Some time ago I commented on the odd arrangement of these badges but for the sake of completeness I will refer to them again here..

One might expect that the two coats of arms would be alternated on every other value. In fact, this is not so. The arms of Nevis appear on the 2d., 3d., 1s. and 2s. 6d. denominations, and those of St. Kitts on the 6d. and 5s. This would seem to be an unfair allocation, as St. Kitts is the principal and biggest island of the group, and also contains the colony's capital.

When the King's head and Medallion design was first chosen in 1920, the arms did alternate, but then a number of other values were added to the set. Later some of these values were dropped, and as they happened to bear the St.Kitts arms, the original idea was lost. In spite of this, however, the opportunity of reverting to the original plan, which presented itself on the issue of the new 1938 set, was not taken.

The first natural group consists of the perf. 13 x 12 (comb) stamps, issued in 1938/40. About 1941, the perforation was changed, so issues in the new perf. can be considered as forming a second group. By the way, all the first printing were released on August 15th, 1938.

TWO PENCE (C.C.5) The first printing of this value (which was on thin, ordinary paper) has a rather dirty appearance which was emphasized by the climatic effects of the colony in colour, the scarlet and medium grey, the former colour varying down to a dull shade.

The succeeding printing is one of the mysteries which confront K.G. VI collectors. Exactly when it occurred no one knows. But some time in 1940, as near as we can ascertain at present, a new supply which was completely different was sent out to the Colony. This mystery stamp is on chalky paper which gives it a much better finish than the original one had. The head is in carmine instead of scarlet, and additionally, the frame is a much deeper grey, tending towards slate. I find that some collectors have difficulty in sorting these two out but if you will first look for the gloss of the chalky stamp, and then a further check up with the richer colours you should be able to differentiate between the 1940 and the earlier issue. So far the earliest date I know of for a used copy of the later printing is January 1941, but it is almost certainly earlier than that judging by what evidence I shall give under the 3d. heading.

THREEPENNY (C.C.6) On thin ordinary paper the first printing had a scarlet frame and dull purple centre in which there appears to be less shade variation than in the 2d. The mystery release of 1940 was on chalky paper, like the 2d., and this had the effect of brightening both the colours but not sufficiently to provide Gibbons with a second listable shade as was the case with the 2d. The colours can most accurately be described as brighter editions of the first issue due to the glaze of the chalk. Although there may be some protest that one cannot have a "bright dull colour," that, nevertheless, is the relative effect and difference in the two issues ! Here again the paper is the quickest guide. In the matter of dates, the earliest I have yet found is October 1940, and I should say that the 2d. would be sent out at the same time, but for some odd reason these two stamps remained quiescent for a long time after their first appearance in the colony. This was probably due to the fact that supplies of both printings were mixed and as this release was not made through the Crown Agents detection would be dependent on direct stamp imports, a practice in which very few dealers indulged during the war. I think it was during 1942 that I first saw one of these mystery stamps, although I cannot now be certain of this. But I do remember hunting for a long, long time before I managed to get the pair both mint and used.

❀ ❀ ❀

Well, that disposes of the major varieties in the perf. 13 x 12 set. The remaining values, 6d. to 5/-, do not appear to have been reprinted until the old perforating machine was abandoned and so we have only one main isue. There are a number of minor shades in these. The 6d. can be found with either a greyish green or yellowish green centre, and the 1/- with a brownish grey or blackish grey centre. But what are often taken to be major shades are, I think, "climatic changing" effects. The effects of the St. Kitts climate on stamps are quite considerable and quick-acting on the thin paper used for certain issues. This may quickly turn yellow, a factor which in turn affects the reds and greens. The browning of the gum often darkens the purple of the 6d.

The second group of the middle and high values, perforated 14 line, is the more complex of the two and would be better dealt with in a complete article, so I propose to defer consideration of the stamps concerned until next week.

[contamination]

ST. KITTS-NEVIS K.G.VI

Survey of the St. Kitts-Nevis Definitives

PART III

Now to consider the high values perf. 14, that is from approx. 1941 to date.

TWO PENCE (C.C. 11) Basically this is grey and scarlet with several noticeable variations in shade. The first release is one of the mysteries of the set. A printing was sent to the Colony some time in **1941** in a shade of scarlet and pale grey. The stamps were perforated line 14. This supply must have been released in very small quantities as it is usual to find the earlier p. 13 x 12 in the 1941-2 period. But here and there a copy of the new perforation turns up so that it may be several years before we can establish finally the earliest known date with certainty. At the moment the first I know of is January 1942. In colour it is very like the next printing and as I have not seen an authentic 1941 printing mint I cannot give you any guide by which you can determine it against the later one. As it was well nigh impossible to import stamps from the colony at the time, there can be very few mint copies here of that first printing, though they may be more fortunate in the States. The next issue was in **May 1943**, when it appears, from my experience at any rate, that the stamps generally released by the Crown Agents were in pale grey and scarlet whilst those sent to the Colony were dark grey and scarlet. This latter shade, which has been given separate catalogue rank by Gibbons, is recognisable quite easily by its deep frame. One might wonder whether stamps with the pale grey frame, which were distributed by the Crown Agents, were part of the printing made available to the colony some 18 months to 2 years before, as there seems to be very little difference in shade. The following release, in **April 1944**, was similar again in that it had a pale grey frame but the centre had a tendency to have a rose tint in the scarlet. Some of the sheets were quite pale with a curious flat appearance to the colour, a sort of matt ink, that makes the stamp look dead. This peculiarity is not characteristic of the whole issue. There now comes quite a lull in issues of the 2d. until **October 1948.** This time the frame was an even paler grey than ever, a very delicate colour, whilst the red had a dark tinge to it—probably due to the thin paper which always tends to darken an ink. The final issue causes one no headaches at all, as in **July 1949** a chalky paper was used for the first time since that "odd man out" printing of 1940 which, of course, had the earlier perforation. The immediate effect was to improve the appearance of the stamp and to impart a finish previously missing. The frame is a medium grey and the centre a bright scarlet.

❀ ❀ ❀

THREE PENCE (C.C.12) I am afraid we start again with another odd bird, in that the very first issue in perf. 14 was direct to the colony and was not really known until after the same perforation had turned up from a later printing via the Crown Agents. However, thanks to the investigations of the Commonwealth Stamp Co., it has been established that this first consignment went out in **November 1941** and was issued during 1942. It was on chalky paper with a dull purple centre and a fairly bright scarlet frame. Any used copies dated before 1950 are of great help in identifying the shade but without these the best guide is the depth of the scarlet frame. The next release in **May 1943** was on ordinary paper with a dull purple centre and dull scarlet frame. We next come to the **August 1945** issue which has a paler centre than before but the frame has gained a little colour and is a rather brighter scarlet. But nothing approaching the first chalky of course. This issue is still on ordinary paper. I am afraid the succeeding one is a sticker. I cannot give you any distinguishing shade by which to sort it out. Sometimes the centre is a little deeper but not always. This came in **September 1947.** The next one—**October 1948 — is more helpful** Whilst the paper is still ordinary there is some glaze on it which helps to sharpen the appearance of the stamp. The paper is a good imitation of a chalky, in fact, without a test you might think it was chalky. But to avoid marking the stamp, if marginal paper is not available, it will be found that the colour of the frame is a good guide. The colour is what I can best describe as scarlet vermilion. That is, it has a tendency towards orange rather than red scarlet. The centre is again dull purple. The last release, of **June 1950,** continues with this scarlet vermilion frame and dull purple centre, but being on a definite chalky paper with a matt finish, copies are easily sorted out from the previous run of ordinary papers. Now to differentiate between this one and the 1942 printing. The frame of the 1942 is bright scarlet, tending towards red whilst the current stamp is of much paler tone and tends to have a vermilion tint.

KING GEORGE VI COLLECTORS' PAGE



W. M. Royale

writes on

Stamps of the Present reign

❀ ❀ ❀

SIX PENCE (C.C.13) One of the most complicated of the series. Almost every release is marked differently but colour descriptions are apt to get you down. First of all the **1942** colonial chalky release—a companion of the 3d. stamps from this printing have a greyish green centre with a purple frame that has a little brown in it. That is the best way I can describe the different colour of the frame and it is the only printing which has the slight brownish tendency. The **May 1943** release was somewhat like the 2d. in that those sent to the colony differed from the Crown Agents main supply. I should mention that the C.A.'s did have some identical to those sent to the colony as my first supply was that shade. Subsequent enquiries have shown however that, generally speaking, the Crown Agents stock consisted of stamps with a dull purple frame and a dull brownish green centre. The Colonial supply was a big contrast as the frame was a very bright red-purple with an aniline content and the centre yellowish green by comparison with the other one. Both these were on ordinary paper although the colonial one was highly surfaced and glazed whilst the London one was flat and dull. The succeeding issue of **August 1945** is not unlike the London May 1944 issue but the head is slightly darker bluish green and the frame a deeper dull purple.

I have seen this stamp described as bright purple, but whether it was a mixed release or a matter of personal opinion as to colours I cannot say, as I am only going by what I received. There were two printings in **1947—April** and **July.** It was in these printings that the frame started to change owards a brighter and more reddish purple, though not in relation to the 1943 red-purple which is quite vivid. Subsequent to the colonal issue of 1942 all printings were on ordinary paper, **until October 1948** when a reversion to chalky took place. The tendency towards reddish purple continued. Here the chalky paper is the best guide, though the colour is nothing like the earlier one as it has none of the brownish tinge in it. Finally we have the **June 1950** which is again on chalky but has a brighter reddish purple frame and a deeper green centre. These two can be distinguished quite easily by the deeper and brighter frame of the last one combined with a deeper bluish green head.

❀ ❀ ❀

ONE SHILLING. (C.C.14) This is the only stamp of the bi-coloured ones which did not turn up in the colony on a chalky paper ex a 1942 printing. There are no indications that any such supply went out that year. I have never come across a used copy dated earlier than October 1943, but I am still hoping. There's a moral to that. Don't accept it as a fact that there wasn't one, keep an eye open for something dated early '43 or 1942. The shades of the 1s. value are about the most difficult of all and paper helps little for until 1949 all releases were on ordinary paper. The first two printings of **May 1943** and **April 1944** are just about indistinguishable. Of the specimens in my possession the later one happens to have a greyer head but I am afraid that this may be due to the usual variations found in this set. There is a certain roughness of finish about the **1945 printing**— as though the ink was not adhering to the paper well —which may help. The **August 1945** issue is better as the green frame is darker than before. Last of all we come to the current stamp which appeared in **July 1949.** This release was the first occasion on which this value was printed on chalky paper. After the show put up by this stamp in the Anguilla Tercentenary Issue I think discretion is the better part of valour so far as shades are concerned, and I will not commit myself about the colour of the head. It ought to be black, but it was everything in the Tercentenary set and I dare say this can also be found in the chalky regular issue too, though generally it is a definite black.

I am afraid I have been too wordy in my attempt to name all the shades and I shall have to defer consideration of the 2s.6d. and 5s. till next week.

ST. KITTS-NEVIS K.G.VI

The Survey Concluded

To conclude the resume of the printings of the high values perf. 14, I deal here with the 2s. 6d. and 5s. values, both of which are somewhat awkward to classify in so far as the releases made about the 1944-5 period are concerned.

TWO SHILLINGS and SIXPENCE. (C.C. 15). With this value we again become involved with the rather mysterious first chalky printings which were sent to the colony in **November 1941** and leaked out gradually during 1942 and up to the end of 1943 when the later printings came into general use.

The first p. 14 stamp on chalky, has a soft brownish black centre and a deep red frame. Both colours have a good appearance by virtue of being printed on surfaced paper. In **May 1943** came the first release through the Crown Agents and this was on ordinary paper with a greyish black centre and red frame. This issue is very susceptible to rubbing and it is possible to get copies which appear to be very roughly printed and rubbed, although actually in perfect condition. In fact in the same condition as they left the printers. This appearance is due to a combination of the poor quality ink used and the substitute paper with imitation surfacing used at that time.

The succeeding release of **August 1945** shows no real consistent difference when compared to the May 1943 issue. I am sorry to have to say this, but as there were slight shades in both the frame and centre of each issue there is no basis on which a "colour variation" can be based.

The last printing, **July 1949**, reverted to the use of chalky paper but it is fairly easy to sort this one out from the 1941-42 one. The gum of this latest release is pure white and fairly transparent whereas the early one was semi-opague and off white. The new red is paler and the black on the greyish side. I referred to the softness of the colouring in the original stamp, with the object of using this as a characteristic by which the later chalky can be distinguished. Although having a better finish than the ordinary paper varieties, the 1949 chalky colours are harsher than those of 1941-2, and the black lacks what one might term the velvety brown-black of the early release.

FIVE SHILLINGS (C.C. 16). As with the 2s. 6d. we commence with the 1941-2 release direct to the colony. Printed on chalky paper, the red frame appears less deep than on the 2s. 6d. but this may be an illusion resulting from the difference in centre colours. The vignette of this issue is in a dull green tending towards bluish.

With the **May 1943** issue came the ordinary paper which has a scarlet frame, a paler colour than the last, and a dull green—tending towards yellow—centre. There were further printings of this value in supplies sent to the colony, in **April 1944** and **August 1945** but the same trouble exists as does with the 2s. 6d. in the matter of sorting them out. Stamps from both releases have rather paler frames than the 1943 issue, and the green is on the bluish side, but between the individual issues there is no clear cut difference.

Lastly there is the reversion to chalky paper with the June 1950 issue. Again, much of what I have said about the 2s. 6d., concerning the softer finish of the first chalky, holds good with the five shilling too. The frame is scarlet against a tendency to red in the original and the centre more of a yellowish dull green.

Both colours are harder and brighter than before and also the opaque cream gum of 194-2 contrasts with the pure white, transparent gum of last year.

Warning about a freak centre

Finally I should give a warning about possible freak centre in the 6d. and 5s. values. If the green inks have been subject to damp for any length of time they can acquire a yellowish cast of a more pronounced tone than anything that left the printers—even in those stamps which are on the yellow side of dull green. This a natural reaction of the fugitive green ink employed when in contact with water. Whilst it almost goes without saying that soaking will ruin a used stamp, I have seen some mint ones which have begun to show some signs of moisture. Perhaps a peculiarity to be detected mainly in stocks held in Lancashire, where invisible rain seems permanently to be suspended in the atmosphere !

There is nothing worthy of comment in the 10s. and £1 denominations which were added in 1948. There has been only one printing and the only varieties to be found are those inherent in any De La Rue surface printed issues.

St. KITTS - NEVIS

PHILATELIC MAGAZINE, Feb. 16, 1951

TOURING AROUND THE EMPIRE

THEY'RE HAPPY ON MOUNT MISERY



ST. KITTS-NEVIS

Nelson got married on the island of Nevis which was once considered the fashionable place in the West Indies. Discovered by Columbus in 1493, St. Kitts was the first island in that part of the world to be systematically colonised by the English.

THE islands of St. Kitts (or St Christopher if you want to be pedantic), Nevis and Anguilla constitute one of the four Presidencies of the Leeward Islands and form part of the volcanic chain of the Lesser Antilles. St. Kitts itself is an extremely mountainous little island some 68 square miles in area and dominated by a philatelically famous mountain—Mount Misery, which is seen in the background of the 1923 Tercentenary commemoratives.

St. Kitts has several claims to fame, and not the least of them is the fact that it was the first West Indian island to be systematically colonised by the English, although it was in fact discovered by Columbus on his second voyage of discovery in 1493. It was Sir Thomas Warner who first settled the island in 1623, although a party of Frenchmen arrived soon afterwards.

In these early days both French and English were menaced by the Carib Indians and, faced with this common foe they forgot their usual differences. In 1629 they had a new enemy to meet—the Spanish, who drove them both off, with the exception of a few French. When the English returned there was more trouble and in the years 1666, 1689 and 1782 it fell into French hands.

In that last named year the famous defence of Brimstone Hill took place. This is a curious limestone formation on the coast, some ten miles from Basseterre. It is about 800 feet high and was fortified by the English to such an extent that when De Grasse landed 8,000 men at St. Kitts the local garrison under General Fraser retired to it. Although outnumbered by more than eight to one the English conducted such a successful defence that when, after nineteen days, they were obliged to capitulate, they were accorded the honours of war. Some idea of the ferocity of the attack may be gained when it is remembered that the French were concentrating the fire of 23 heavy cannon and 24 mortars, night and day, on a piece of ground 200 yards wide !

Not far away from Brimstone Hill, at Middle Island, is St. Thomas' Church and in its churchyard can still be seen the grave of Sir Thomas Warner, who died on the island on 10th March, 1648.

The capital, Basseterre, was destroyed by fire in 1867 and by a flood in 1880. Although rebuilt and improved, the town still leaves a lot to be desired, especially as far as the poorer members of the community are concerned.

In both urban and rural are these humbler folk live in semi-detached houses of one or two rooms. In the main these houses are constructed of timber and have roofs covered with galvanised iron, "Wallaba" shingles, genasco felt shingles and a few with local grass. In the rural areas there still exist houses built entirely of local grass, with wooden floors and shutters. Cooking facilities in both areas are still very primitive, and sanitary accommodation almost non-existent.



When Columbus landed on St. Kitts he was met by the war-like Caribs who were themselves probably invaders. Perhaps this Carib inscription on a rock was a letter of those days !

Among the more attractive features of Basseterre is Pall Mall Square, which contains a beautiful garden, tropical trees and a fountain. At the rear of the town stands the church of St. George's, first erected by the French in 1670, destroyed by the fire of 1867 and then rebuilt. Here can be found buried some of the early colonists, some of the tombstones dating from 1710.

A popular trip made by visitors to St. Kitts is the ascent of Mount Misery (3,711 feet). After traversing the fields of sugar cane and vegetables on the lower slopes deep forest is reached which stretches almost to the summit. The mountain is, however, a dormant volcano and those wishing to do so can descend into the crater.



For the most part St. Kitts is a fertile and well-watered little island whose 43,500 inhabitants depend mostly upon the cultivation of sugar and cotton for their livelihoods, although corn, sweet potatoes, yams, cassava, peas, beans, bananas, tomatoes, peanuts and carrots are also grown.

There are 32 Government schools in St. Kitts, Nevis and Anguilla and these provide free primary education for children between the ages of 5 and 16. Social welfare is not neglected and there are various rural associations to assist in the promotion of community life. Scattered across the island are various reading rooms, the books being provided by the British Council and circulated from the Central Library in Basseterre.

A mere two miles from St. Kitts, across the narrow but turbulent gap known as The Narrows, lies the island of Nevis, some 50 square miles in area. It too has volcanic origins—indeed, it is really a cone-shaped mountain top rising 3,596 feet above the sea.

The capital of Nevis, Charlestown,

2 ✓

is situated on the shore of a pleasant wide-sweeping bay and has many famous historical associations. In the little Fig Tree Church can still be seen the Register which contains the record of the following marriage—"1787, March 11th, Horatio Nelson, Esquire, Captain of His Majesty's ship the *Boreas*, to Frances Herbert Nisbet, widow." It is interesting to note that the bride was given away by Prince William Henry, who afterwards became King William IV.

In those days Nevis was considered to be the most fashionable place in the West Indies, the centre of gaiety being the Bath House which boasted thermal waters and mineral springs. To this very day the old building can be seen much as it was in the late 18th century when one John Huggins paid £40,000 to build it. With its vaulted roofs, stone corridors and wide verandahs it commands a splendid view over the town and the sea beyond.

In Charlestown also, we find a link with the early days of the United States of America for it was here on 11th January, 1757 that Alexander Hamilton, the son of a Scottish planter was born. Hamilton of course, was to become the chief drafter of the American Constitution and Secretary of the Treasury in George Washington's Government.

There is excellent fishing to be had off the coasts of both St. Kitts and Nevis, barracuda and king-fish being especially plentiful and providing



exciting sport. St. Kitts boast a cricket and lawn tennis club.

It would be interesting to know just how many philatelists had ever heard of the island of Anguilla until it was honoured by figuring upon a 10/– and a £1 St. Kitts stamps in 1948. Anguilla is the most northerly of the Leewards, being about 60 miles north-west of St. Kitts and is some 35 square miles in area. As a glance at the stamps will show it has two dependencies, Dog Island and Seal Island, in addition to a number of islets and rocks, and it shelters a population of about 5,000.

Parts of Anguilla are most fertile, but in one area the coral lies close to the surface, which is covered with but a thin layer of soil of little use for agricultural purposes.

From these few notes it will be seen that should St. Kitts–Nevis contemplate a new definitive issue



The local carriage and pair is the ubiquitous donkey-cart.

there is plenty of scope for pictorial subjects. Incidentally, it is interesting to recall that when Nevis had its own individual issues, as far back as 1861, the subject chosen for the design depicted three female figures and a stream of water issuing from a rock—a direct reference to the little island's chief claim to fame.

The stamps of St. Kitts–Nevis, which made their first appearance in 1903 perpetrated a solecism to which Messrs. Stanley Gibbons were not slow to draw attention in their "Monthly Journal" for July 31st of that year. A French contemporary, they observe, "very justly points out that Columbus appears to hold his telescope somewhat awkwardly, and adds that this is perhaps not to be wondered at, inasmuch as the navigator never had an opportunity of handling one of those instruments during his lifetime, as they were not invented until about a century later. Of course a seafaring celebrity ought to be represented with a telescope; no modern admiral would be painted without one, but Columbus seems to have discovered America with the naked eye. The new picture will be known as St. Christopher Telescopher or, St. Kitts with the spy-glass."

The Tercentenary issue of 1923 raised a different kind of storm, editorial comment by various magazines waxing hot and strong about this attempt to "milk" philatelists. As a result the issue was much underbought and to-day represents a very handy investment indeed (if you bought it at a percentage over face !).

There now remains little to be said about these islands except that the inauguration in 1946 of a new inter-island shipping service has done much to improve communications. Ships concerned are the M.V.s *Moneka* and *Caribee* owned and operated by a company with headquarters in Montserrat. There is also an airport at St. Kitts and B.W.I. Airways and K.L.M. Air Lines make regular calls there.

The post offices on St. Kitts are: Basseterre (G.P.O.), Cayon, Dieppe Bay, Old Road and Sandy Point. On Anguilla: Blowing Point, East End, Forest, The Road and The Valley and on Nevis, Charlestown



ST. KITTS NEVIS 1938-50

A Collector's Summary

by

PHILIP HALWARD

The GEORGE VI issues of this popular island group present more problems to the average collector than any other comparable series, and there is little doubt that many of these difficult shades are either missing or wrongly identified in collections.

A complete range of values covering both perforation and paper varieties is quite a praiseworthy achievement, never failing to command attention from less fortunate collectors, who in all probability are viewing their 'wants' for the first time.

With little trouble an excellent representative collection including all worthwhile issues can be formed, and before commencing the summary I would like to bring to readers' attention the superb listing of this series in the latest edition of the *Commonwealth Catalogue*, which sets out in great detail the complete issues. (By the way, removing 3d. and 6d. values from paper, great care must be exercised in the application of moisture, as the dull purple centre of the former and the red-purple frame of the latter are easily subject to change).

We commence with the four low values showing the King's head, which are not without interest for the shade enthusiast.

The original releases of August '38 may be easily identified by general appearance alone, the good quality paper and creamy gum (which is often affected by climate) providing satisfactory identification.

Our first real change occurred in the May '43 releases, when all values appeared on a new thin paper having white gum with easily visible watermark.

The ½d. changed to a bluish-green, the 1d. to a pronounced carmine, the 1½d. became pale orange and the 2½d. a shade best described as bright ultramarine. With the exception of the 1d., later printings do not differ much from this release, although the July '49 1½d. pale dull orange and the April '44 2½d. deep bright ultramarine are worthy of collection.

This leaves us with the printings listed by *Commonwealth* as 2b and 2c, the former being difficult to find and identify at all times. In appearance this stamp could be described as a washed out copy of the July '47 rose-red, and for some time copies from the colony were considered suspect in view of their poor colour. A dealer friend, who receives unsorted B.W.I. material, stated that copies were only found towards the end of '47 and early '48, and that this Colonial release must be considered very scarce indeed, especially in mint condition.

We now come to the stamps of large format, and apart from the original release perforated 13 x 11¾ comb, each value will be dealt with in turn, which simplifies description and avoids repetition.

Few difficulties present themselves with the '38 release on thin paper, with the possible exception of the 2d. and 3d. values, which appeared some time during '40 on a new chalky paper. The first printing of these two values on thin ordinary paper, often showing gum discolouration, is extremely difficult to obtain, whereas the chalky issue of '40 is generally available. Some copies of the 'chalky' 2d. (C.W. 5a) had very deep slate frames and are quite distinctive, but the 3d. (C.W. 6a) with the possible exception of a brighter scarlet frame showed little change in shade.

Before leaving this set it may be noted that the 5/- (C.W. 10) in fine used condition with an early postmark is an extremely desirable item and most difficult to obtain. Colonial copies differ considerably from the London release and if it were not for the perforation one might suppose they were from different printings.

We now come to the values perforated 14 line and commence with the 2d. which, so far as date of issue is concerned, is somewhat a mystery. It is generally accepted that this stamp (C.W. 11) was put on sale in the Colony sometime during '41 and that the difficult (C.W. 11a) scarlet and slate, followed shortly afterwards. This stamp always causes confusion and many are the intermediate shades offered as the original, in spite of the fact that the frame must be identical with that of the '40 chalky release (C.W. 5a).

Before passing on it is not without interest to note that, whilst the early printing of this value was on ordinary paper, the contemporary 3d., 6d., 2/6 and 5/- were all "chalkies". During '44 a release with a pale grey frame was quite striking and although not listed by *Commonwealth* contrasts well against the two previous issues. A new printing of July '49 (C.W. 11b) must be included, as it was noteworthy for the introduction of chalky paper, which considerably improved the appearance of this stamp.

For some reason or other Colonial copies are generally found with deep grey frames and I know of cases where these have been accepted as C.W. 11a, in spite of the chalky paper.

This brings us to the 3d. value, the first printing of which went to the Colony without an equivalent London release and consequently is something of a problem to place and identify.

These stamps have a soft appearance with a really bright red-scarlet frame, the chalky paper providing the certain means of identification. They are extremely difficult to obtain and should only be purchased when one can be certain of their authenticity.

Next we have a printing on ordinary paper (C.W. 12a), dull purple and scarlet, this being easily identified. Later printings tend to show a paler scarlet frame verging towards vermilion, but with the possible exception of the October '48 release, there is little else worthy of attention.

Our final item comes from the June '50 printing on chalky paper and if you have the original of '42 missing from the collection, this stamp must be included, although it in no way resembles the early Colonial issue.

Now we come to the most complicated value of the series and to commence we have the Colonial release of '42 (C.W. 13) dull green and deep purple on chalky, which has provided a headache for many collectors prior to its eventual acquisition. There is little doubt that this stamp is very scarce indeed, catalogue pricing not being a true guide to available supplies, as it features on the majority of "wants" lists. Many stamps are offered as C.W. 13, but few are the right ones and I consider that *Commonwealth* did GEORGE VI collectors a real service by listing 13aa, as this used to be the stamp accepted by the uninitiated as the original chalky.

This brings us to the greatly differing printings of '43, both of which were on ordinary paper, and as readers may be puzzled by the catalogue quotations for C.W. 13aa and 13a, assuming that as they came from the same release prices should be more or less identical; a few words may serve to clear up this point.

Part of this release went to the Colony, home dealers having small supplies of one or the other, but mainly the stamp with the red purple frame, which is consequently easier to obtain.

My opinion is that the majority of C.W. 13aa went to the Colony and that a printing closely resembling C.W. 13a was put on sale sometime during '47-'48. As for the actual shades, there can be no confusion, owing to the striking red-purple frame of C.W. 13a, which in some copies almost appears aniline, showing through to the back of the stamp.

Our final printing of this series came with the July '47 release (C.W. 13b) dull green and light red-purple on chalky paper, needing no description.

To sum up the 6d. value, we have two printings each on chalky and ordinary paper respectively, none of which resembles the other to any marked degree.

The 1/- values are of little interest, there being no early Colonial release on "chalky" as we have found with others of the series, and if one has a copy on ordinary and chalky paper it is sufficient, in view of the little shade variation.

An extremely difficult Colonial release on chalky paper commences the 2/6d. series and I wonder how many collectors have ever seen this stamp, let alone possess a copy in their collection!

The centre was in a soft brownish-black quite on its own so far as subsequent printings were concerned, whilst the frame was deep red, closely resembling the following printing on "ordinary" of '43, recognised by *Commonwealth* as 15a. No confusion can exist here because, apart from the difference in paper, the printing on ordinary paper has a greyish-black vignette of poor appearance. The release of August '45 (not noted in the catalogue) provided a stamp of improved appearance and although still on ordinary paper it stood out well against the poor impression of the '43 release. Should one not possess the original "chalky" of '42, the printing of July '49 must be taken up, to provide a stamp on this paper.

Lastly, we have another rarity in the 5/- Colonial "chalky" of '42, which again is seldom encountered, even in the most specialised collections, and although I have this stamp before me, I find it difficult to describe. I can only say that the vignette is dull green with a deep red frame, and as later frames incline towards scarlet no confusion should arise in this case.

The next printing was on "ordinary" (C.W. 16a) dull green and scarlet, and as this is easily picked out from the "chalky" of June '50, nothing need be said.

This concludes the summary of worthwhile items and I wish all readers the best of luck should they decide to complete St. Kitts-Nevis, 1938-50.

Crown Agents' Releases—Notes No. 3

A printing of the St. Vincent 2c. and 4.80c. values was released in London on 13th January, but whilst it would be just about possible to separate these latest from previous printings, the differences in shades are not sufficient to interest anyone but the shade fancier. The centre of the 2c. is a little darker than before, but the frame, whilst it is darker than the original release in 1949, differs only a fraction from the August release of 1951.

In the case of the 4.80c. value the frame shows no change, but the centre is certainly a brighter shade of purple-violet, though as stated there is nothing for the ordinary K.G. VI collector.

April 22nd 1884.

Ex National Postal Museum 1990 22 sheets

St Kitts-Nevis Revenue Stamps.

Scheme of Proposed Colours

1d 

Same colour as St Kitts & Nevis 1d Postage Stamps

3d 

Proposed colour – There are no 3d Postage Stamps either in St Kitts or Nevis.

6d 

Same colour as settled upon for the 6d Nevis Postage Stamps – see Scheme attached to Messrs Thos De La Rue & Co's letter of August 1st 1883.

1/- 

Proposed colour – There are no 1/- Postage Stamps either in St Kitts or Nevis.

St.Kitts-Nevis

In reply to a request for a Colour Scheme for REVENUE stamps these St.Christopher blank-duty dies had to be,used over-printed as shown, because no others were available.

The scheme was approved by the Crown Agents on May 7 I884, and these stamps were also used by St,Christopher for postal purposes in I885

A record of stamps from the initial issue of 1st April, 1870, showing the change in colours up to the last issue of 1882-90. with the range of Revenue stamps, of which the 1d, 3d, 6d and 1/- were postally issued in 1885, overprinted as shown.



½d Dom. Ovpt.

Green





P 12½





3d Sierra Leone Ovpt used



2½ Dom ovpt





4d Dom Ovpt







P 12½

Feb 1890





1/- Dom. Ovpt. used

Aug 86.



Feb 1890



ST. KITTS-NEVIS
15 July, 1901

Under this date the Colonial Secretary, Antigua wrote that it was proposed to separate the stamp issues for Antigua, Dominica, Montserrat and St. Kitts, calling for designs embodying the material supplied to the instructions of the Colony.

The Crown Agents approved these 2-colour letterpress submissions of September 13th, A being used for the ½d, 2d, 2½d, 6d, 1/- and 2/6d, and B for 1d, 3d, 2/- and 5/- in various colour combinations.

A. Sept 13th 01.



Dupl.

Border
Centre Black

B. Sept. 13th 01.



Dupl.

Border
Centre Black

ST. KITTS-NEVIS
1903
2-colour letterpress. Perf. 14
Borders plates 120 & Arms 60 set

Crown C.A.

These "key" die proofs, before routing were approved in Oct. 1902





These two vignette die proofs were approved in December 1902





File copies (excluding the 1/-) of the initial issue







12th Jany. 1903.
St Kitts - Nevis.
Regn 68/01.

Appendix A.

½d.



6d.



Following the approval of th initial designs for this Colony i Sept. 1901 this Appendix A Colour Scheme was submitted on Jan 12th 1903 as our recommendation, with further selections on Appendix B. Sir William Mercer preferred two of the stamps on B for the 1d & 1/-, shewn alongside our original suggestion, and they wer returned with A initialled by him as approved on January 15th, 1903

1d.



1/-



2d.



2/-



2½d.



2/6



3d.



5/-



Approved
[illegible]

ST. KITTS-NEVIS

On February 21st.1919 we were requested to submit two designs in a larger size embodying the head of the King, the "Bath Springs" on one, and the head of the King & "Columbus" on the other.

Designs A, B, & C were submitted on March 17th. We were advised on May 28th. that the Colony had selected A as the form for the whole series, alternating throughout between "Columbus" and "Bath Springs" panels. Design D showing the "Columbus" panel was submitted on June 24th, but four days later the Crown Agents stopped preparation of the plates pending further instructions.

The Colony advised the Crown Agents on September 22nd. that the Design had been approved by His Majesty, and an indent was forwarded, and engraving approved by the Crown Agents, on November 11th.1919.

March 17th 19.

A.



Dupl.

Design: Border green, head and arms red.

Dupl. Design 23rd June, Value 2½d, Border Blue purple, head & arms green

March 17th 19.

B.



Dupl.

Design: Purple.

March 17th 19

C.



D

June 24th 19



1st Jany. 1903
St Kitts Nevis
Reg. 13/01

Appendix B.

Doubly Fugitive Centres



Singly Fugitive



ST. KITTS-NEVIS

COLOUR PROOFS
1905-9 issue
Mult. Crown C.A. paper









1907-18 issue
Mult. Crown C.A. paper







1905-18
Letterpress. Perf. 14
Mult. Crown C.A.











July 07.





Feb 07





Aug. 1918
Special printing and
overprinting

Feb 1916





June 1918



ST. KITTS-NEVIS

COLOUR PROOFS

Mult. Crown C.A. paper

October 1916



August 1918
Special printing.



On April 4 1918 a special 1½d. stamp was ordered which necessitated a new border duty plate for over-printing WAR STAMP. this sketch was submitted and approved on the dates shown.

12 APR 1918



Approved

ST. KITTS - NEVIS.

WEST-END PHILATELIST, May-June, 1963

ST. KITTS

An Unusual Cancellation of East End, Anguilla

By STANLEY C. DURNIN
of North Highlands, California



THE small and little-known post office of East End, Anguilla, has always been shrouded in a substantial measure of philatelic mystery. Now it has emerged to provide a considerable shock to widely accepted opinions.

In common with its contemporaries (Forest Road and Blowing Point), East End was supplied with a temporary canceller in 1928. This continued in use until sometime in 1931. Examples of this cancellation are seldom encountered. Now this is a real understatement as the majority of disappointed collectors will readily confirm.

The canceller is a 30 mm. single-ring circular date-stamp with an inside diameter of 28 mm. As can be seen from the illustration, the island name appears in the upper portion of the c.d.s. with the post office name below. The letters of East End measure 3½ to 4 mm. in height and 2½ to 3 mm. in width. Centrally positioned in the c.d.s., the horizontal date line shows a three-letter month abbreviation followed by the day of the month. The year date appears as a two-digit reference. I draw your attention to the relatively wide separation of "East" and "End".

So far so good, since this type of cancellation was employed for the other post offices of Anguilla. To date, I have yet to see an example from "Valley" and in my opinion no copies exist.

Now we come to the "unusual" cancellation. Examine the right-hand illustration and you will see what I mean. Some difference! The outer and inner diameters are 29 to 29½ mm. and 26½ to 27 mm. respectively. "East End" appears as one word, viz. "EASTEND" with smaller lettering 3 mm. in height and 1½ mm. in width. In addition the date reference now appears in two lines with the year date below the month-day indicators.

In view of this example I am undecided whether I have discovered what appears to be a hitherto unrecorded "second" type of cancellation or a deliberate forgery. I leave you to ponder over this mystery. Please send any information or criticisms to me, c/o The Editor.

1920-22
Letterpress. Perf. 14
Mult.Crown C.A.

Vignette die proofs pulled in
Dec.1919 before hardening.



BEFORE
HARDENING A.I.H



24.12.19 A.I.H

SPECIMEN

FILE COPIES

60 Set. Mar 1920











1921 - 29
Letterpress Perf. 14
Mult. Script C.A.

The Colour-proof of the 1½d was approved for the new colour in red-brown, and the 1d for reversion to red from the violet adopted in 1922, which was not however used.



Approved for Colour
R.
28/11/28



Approved
15/9/30

File SPECIMEN copies embodying the colour changes 1922 - 29.

June 1925









Aug '36





Aug '36







Plate Proof SPECIMENS of the ½d which issued in green






POSTAGE REVENUE
1½d ST KITTS NEVIS 1½d


POSTAGE REVENUE
1d ST KITTS NEVIS 1d


POSTAGE REVENUE
2½d ST KITTS NEVIS 2½d


1


POSTAGE REVENUE
1½d ST KITTS NEVIS 1½d


POSTAGE REVENUE
2d ST KITTS NEVIS 2d


POSTAGE REVENUE
2½d ST KITTS NEVIS 2½d


POSTAGE REVENUE
3d ST KITTS NEVIS 3d


POSTAGE REVENUE
3d ST KITTS NEVIS 3d


POSTAGE REVENUE
6d ST KITTS NEVIS 6d


POSTAGE REVENUE
1S ST KITTS NEVIS 1S


POSTAGE REVENUE
2'6d ST KITTS NEVIS 2'6d